




THIS DRAWING TO BE PRINTED IN COLOUR ONLY PRINT ON A3 SHEET SIZE , ONLY SCALE FOR THE PURPOSES OF PLANNING

All structural elements (such as beams, lintels, joists, rafters, columns, walls, foundations and etc.) shown on drawings are only indicative, they are subjected to further structural engineer's consideration.

GENERAL NOTES:

1. Ensure that all working drawings and calculations are approved by Building Control or Planning Departments & that they are the current revised drawings before any works start on site.
2. Inform the Building control department that the works are about to commence on site after receiving an approved decision from planning / building control in writing for your proposed works.
3. Verify boundary lines & ground conditions including checking positions and new connections of all gas, electrical, water & other services drainage etc. within the site prior to the commencement of excavations.

Legend

-  Application Site
-  Existing Area
-  Proposed Area



 **EXISTING BLOCK PLAN**
SCALE : 1:500



 **PROPOSED BLOCK PLAN**
SCALE : 1:500

Client **MELANIE LOUTH**

Project **13 ASH COTTAGE, NEWPORT, NP18 1AG**

Job Title **CHANGE OF USE FROM C3 to C6 SHORT TERM LET**

Drawing Title **EXISTING AND PROPOSED BLOCK PLAN**

Date **SEP. 2025** Drawing No. **RDK/IR/25163/DWG - 07/R0**

Revision:
Date:

Suitability

Ref Archt. Dwg.

Designer : **RDK CIVIL ENGINEERING LIMITED**
 1 Fernhill Court, Almondsbury, Bristol, BS32 4LX
30, Chiltern Road, SM2 5R

