


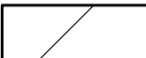

GENERAL NOTES

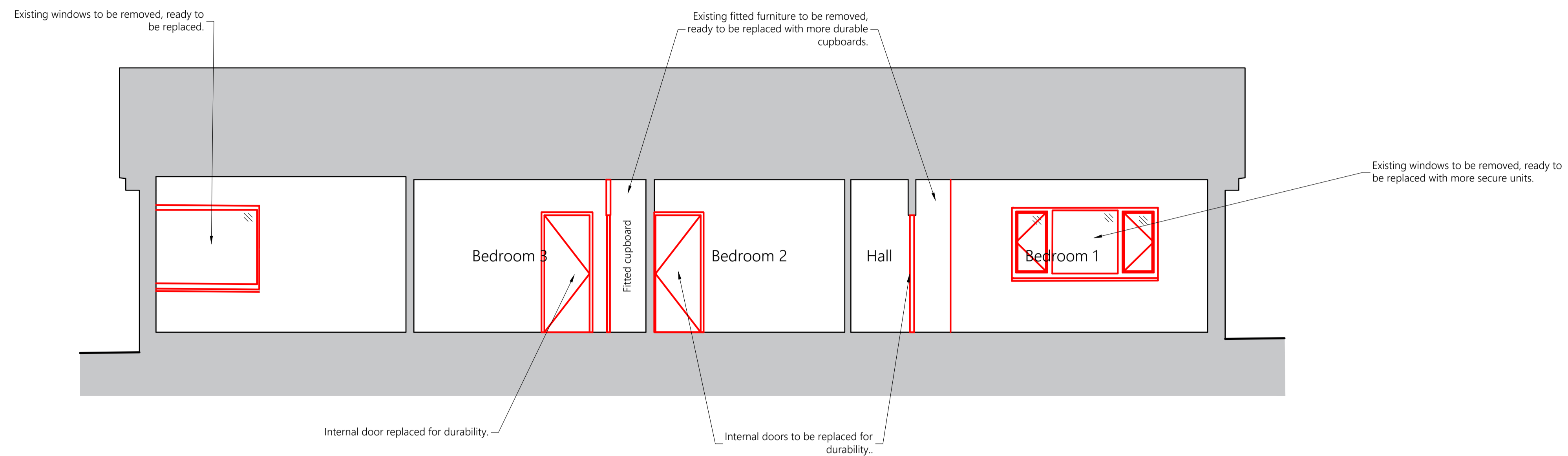
All works proposed shall be conducted in accordance with the related H&S / CDM regulations. Where doubt arises over any aspect of safety, consult the principal designer.

Should any discrepancy be found on this drawing or related project information then the matter must be brought to the attention of Inspire Architects for resolution as soon as possible.

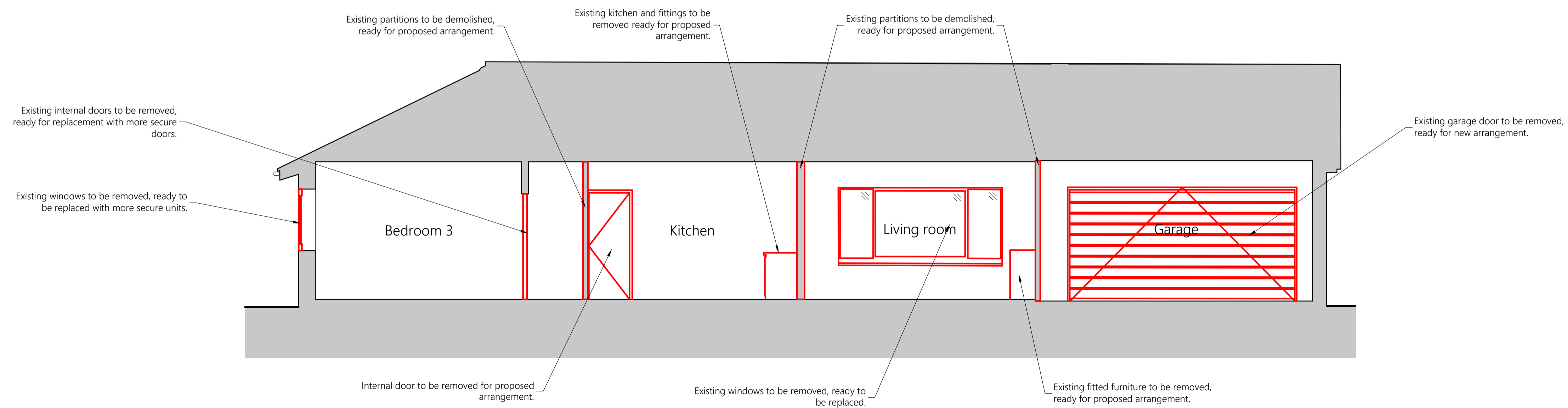
Do not scale from this drawing unless for planning purposes. All dimensions are in millimetres unless otherwise stated. All information and layouts detailed on this drawing are subject to site dimension checks. This drawing may be based on a measured survey or Ordnance Survey information.

All Inspire Architects documents are the property and copyright of Sophem Limited and are not to be used for any purpose without prior written agreement.

-  Existing construction
-  Proposed construction
-  Zone of enhanced security



1 Section one Existing arrangement
 0400 1:50 @ A1



2 Section two Existing arrangement
 0400 1:50 @ A1

PL1	Planning Issue	CT/LJ	31.10.2025
Rev	Notes	Author / Check	Date



CLIENT
 Newport Norse

PROJECT NAME
 Springfield House, Catsash Rd,
 Newport

SHEET NAME
 Sections - Proposed Demolition

STATUS	STATUS CODE
Planning	PL
SHEET SIZE	SCALE
A1	1:100 @A1
PROJECT NUMBER	DRAWING NUMBER
2243.02	0402