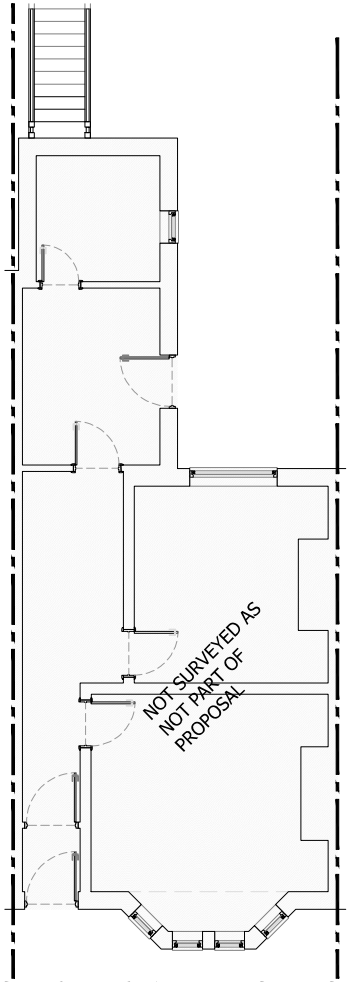

PROPOSED BASEMENT FLOOR FLOOR FLAT AT 236A CHESPTOW ROAD

1:50

0 1 2 3 4 5

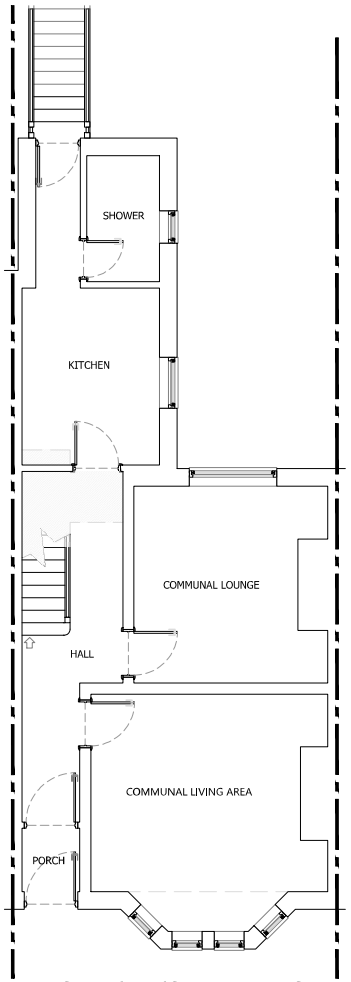

PROPOSED GROUND FLOOR

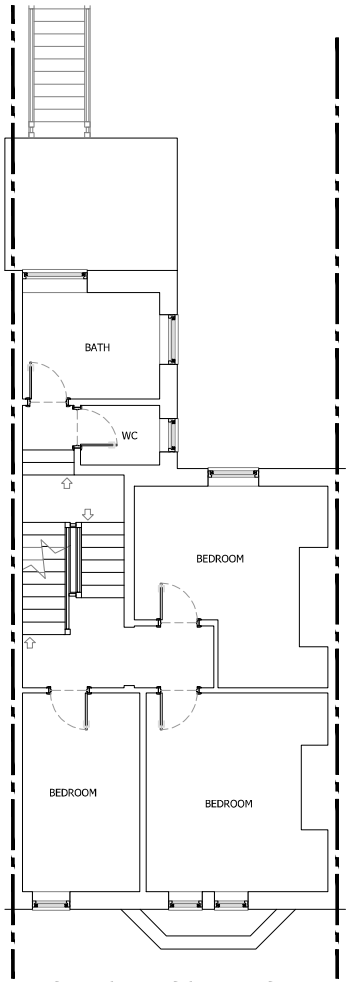

PROPOSED FIRST FLOOR

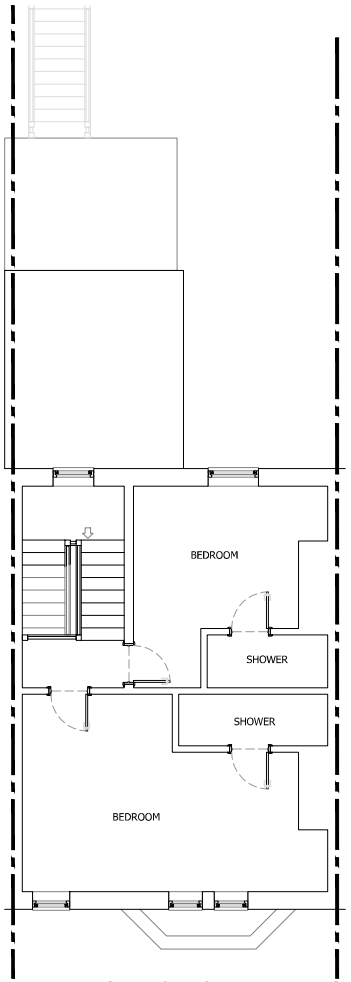

PROPOSED SECOND FLOOR

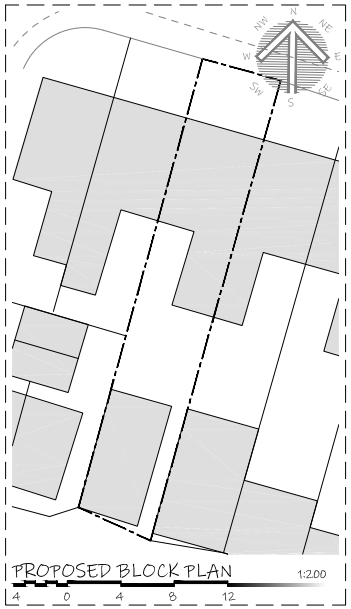

PROPOSED BLOCK PLAN

1:200

4 0 4 8 12

All dimension to be checked on site prior to construction. Dimensions are for planning purposes only. All landscaping indicative only and subject to full detailed site survey. This drawings remains the copyright of Tower Residential Design and no portion should be reproduced without permission of Tower Residential Design

DRAWINGS TO BE READ IN CONJUNCTION WITH ENGINEER SPECIFICATIONS AND DETAILS.

FOR ANY STRUCTURAL STEELWORK DETAILS PLEASE REFER TO STRUCTURAL ENGINEER DRAWINGS AND CALCULATIONS.

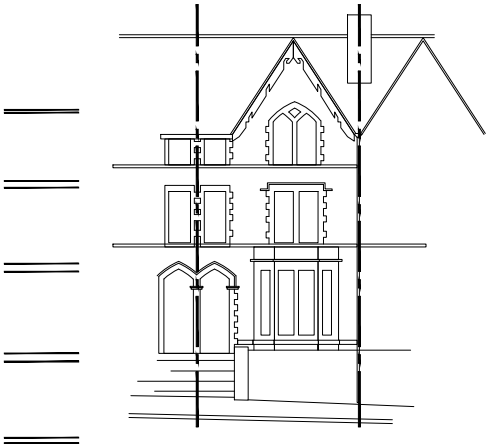

PROPOSED FRONT VIEW

1:100

0 1 2 3 4 5

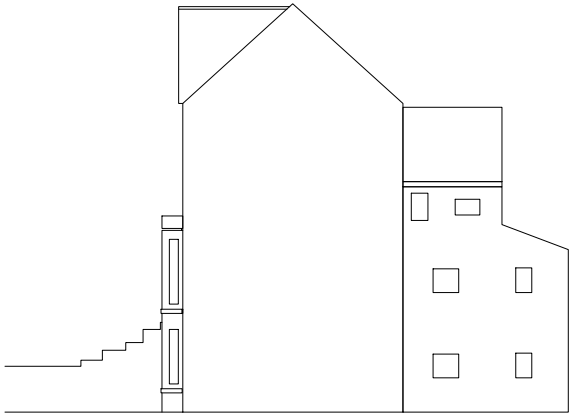

PROPOSED SIDE VIEW

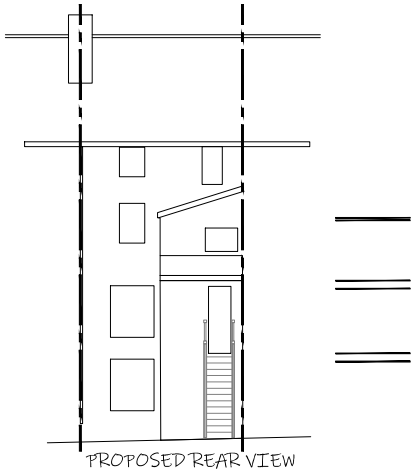

PROPOSED REAR VIEW

REVISIONS:

LRJ PLANNING.
http://lrjplanning.co.uk/
+447984 145 955
info@lrjplanning.co.uk
Newport, NP20 5AB, U. K.

LRJ PLANNING
Planning, Design and Development

TITLE:

PLANNING
PROPOSED
PLANS AND ELEVATIONS

236 Chepstow Road
Newport
NP19 8EN

DRAWN: AAV	**DATE** 27/09/2025
SCALES: @A1	**PP# / BC#**
DRG No. TRD-222520 - A2/02	