




- Planning Application boundary
-  Existing Tree
-  Concrete surface
-  400x400 Concrete slabs

PROJECT:
**140 Caerleon Rd
 Newport**

TITLE:
Existing Landscaping

SCALE: 1:100@A1	DATE: July 24	DRAWN BY: ams
DRAWING NUMBER: 4304.PL.10	REVISION:	

