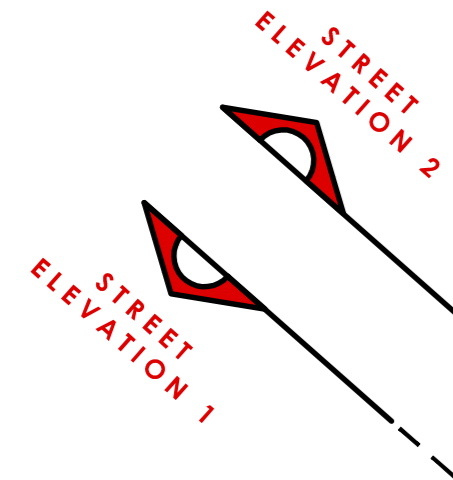
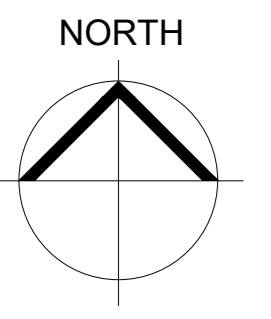


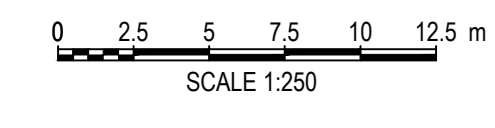
This drawing is the property of LeTrucco design. It is not to be used, copied, or reproduced in any form without prior permission of the author.



KEY SCHEDULE

- BOUNDARY TREATMENTS**
- 1** DENOTES SITE APPLICATION BOUNDARY
 - TYPE A: GARDEN FENCE**
DENOTES 1800MM HIGH TREATED CLOSE BOARDED FENCE.
 - GARDEN FENCE**
DENOTES HEDGEHOG TUNNEL.
 - TYPE B: BIODIVERSITY HEMP ECOLOGICAL FENCE**
DENOTES 2.1 COCCONUT HESIAN BACKED HEMP GREEN WALL WITH CLIMBING PLANTS TO LANDSCAPING DETAILS.
 - TYPE C: RAILINGS**
DENOTES 900MM HIGH GALVANISED FLAT TOP RAILINGS.
 - TYPE D: REAR GARDEN WALLS**
DENOTES 1.8M HIGH FACING BRICKWORK BOUNDARY WALLS TO KEY POSITIONS.
 - DENOTES 1.8M HIGH x 900MM WIDE TIMBER GATE WITH A SECURITY LOCK, IN COMPLIANCE WITH BS5300 - HOPE GATE TO BE SIMILAR HEIGHT TO ADJACENT WALL/GATE IF APPLICABLE.
 - DENOTES ROBUST TREATED TIMBER FRAMED SHED WITH 150/250 SHELFIELD OR SIMILAR TYPE STEEL FRAMED BEE BACK, BOTH BOLTED TO 100MM THICK CONCRETE BASE, PROVIDING SPACE FOR 150/250 RECIPES AND 15M GARDEN STORE SPACE. PERMANENT LOCK TO BE PROVIDED TO SHED DOOR, CONFORMING TO BS 3621:2004.
 - DENOTES BIN COLLECTION POINT

BOUNDARY IDENTIFICATION LAYOUT
Scale 1:250



Revisions

Revision	Scale	Revision
1	1:250 @ A0	B

Client
Well Spring + Iron Alon H.A.

Drawing No
LT2435.04.03

Job Title
Traston Lane, Newport

Proposed Boundary Identification Nov 23

Checked
KMW

Drawn
KMW

LeTrucco design
ARCHITECTURE

Suite 7, 35 Stow Park Circle
Newport, NP20 4HF

Tel: 07710390800 / 07710390801
info@letruccodesign.co.uk
www.letruccodesign.co.uk