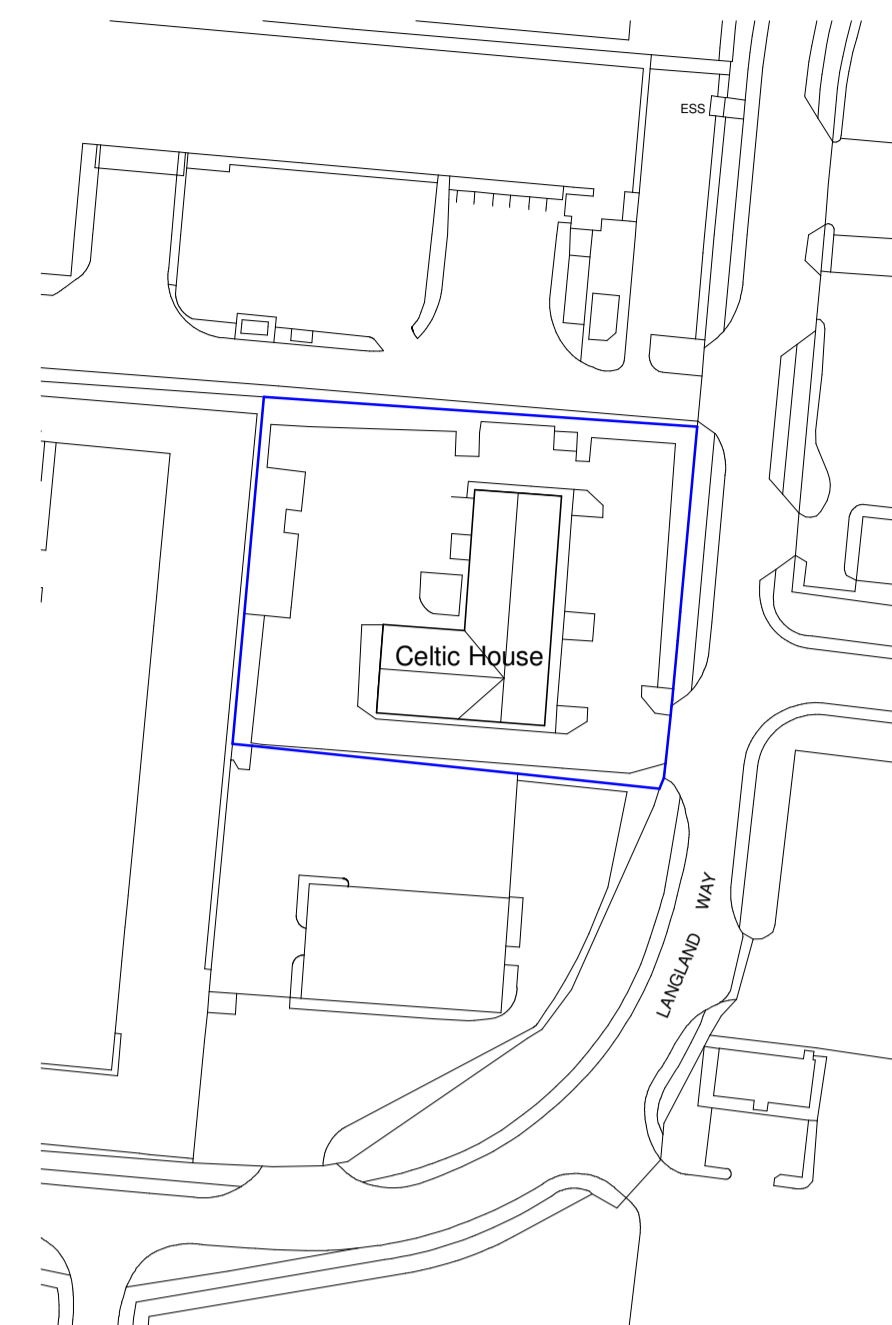
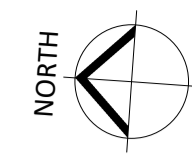
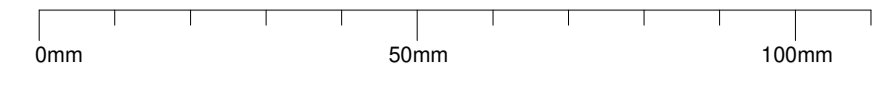




Existing Roof Plan
1 : 100

Responsibility is not accepted for errors made by others in scaling from this drawing.
All construction information should be taken from figured dimensions only.



GROSS EXTERNAL FLOOR AREA (GEFA):
EXISTING BUILDING (CELTIC HOUSE) = 745M²

REV	DATE	DESCRIPTION	BY
			AA

CLIENT: Mr A Carter

CHECKED: AJ

SSA Sustainable Studio Architects
1 Gold Tops, Newport NP20 4PG
www.sustainablestudio.co.uk
© Sustainable Studio Architects 2024

PROJECT
New Warehouse Unit and Extension at Celtic House, Langland Way, Newport, NP19 4PT

DRAWING TITLE
Existing Plans - Roof

DRAWING STATUS	SCALE
PL : PLANNING	As indicated @ A1
NUMBER	REVISION
PL-003	

