

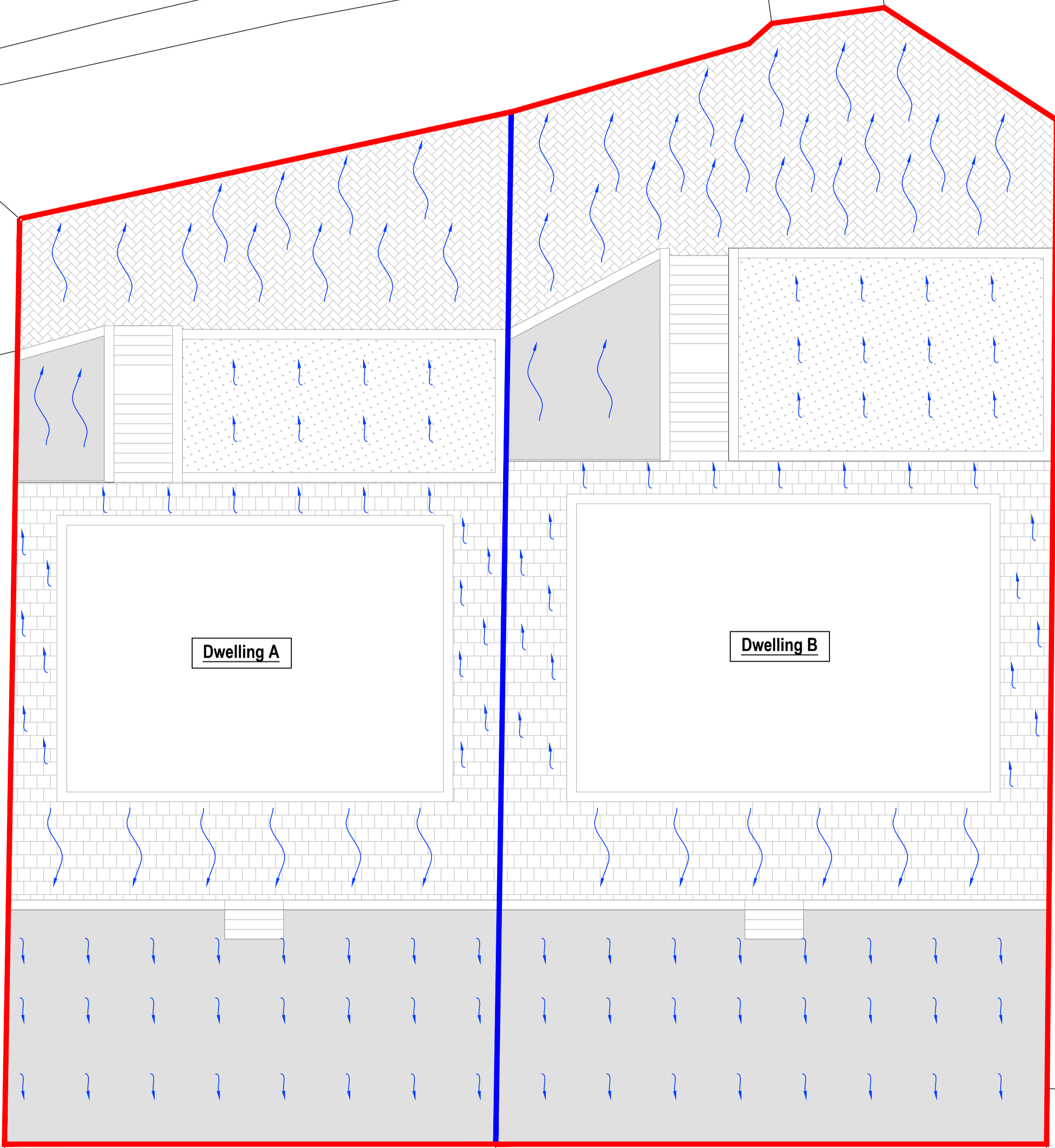


Notes

- 1. This drawing has been produced for SAB Pre-Application only and is not to be used for construction

Key

-  Development Boundary
-  Proposed Plot Boundary
-  Proposed Overland Flow Direction (Down)



Dwelling A

Dwelling B

Proposed Exceedance Plan
Scale 1:100

Rev.	Date	Details	By	Chk.


Bear Structures
Rugged by design
Sophia House 28 Cathedral Road Cardiff CF11 9LJ
United Kingdom 029 20 304 979

Project: Land to Rear of 94 & 96 Allt-Yr-Yn Avenue Newport			
Title: Proposed Exceedance Plan			
Drawing Status: INFORMATION			
Drawn:	Checked:	Scale(s) at A1:	
PC	-	AS SHOWN	
Date:	Job No:	Drawing No:	Revision
22.03.2022	P0377	SK08	-