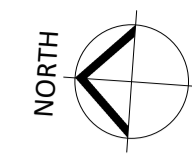
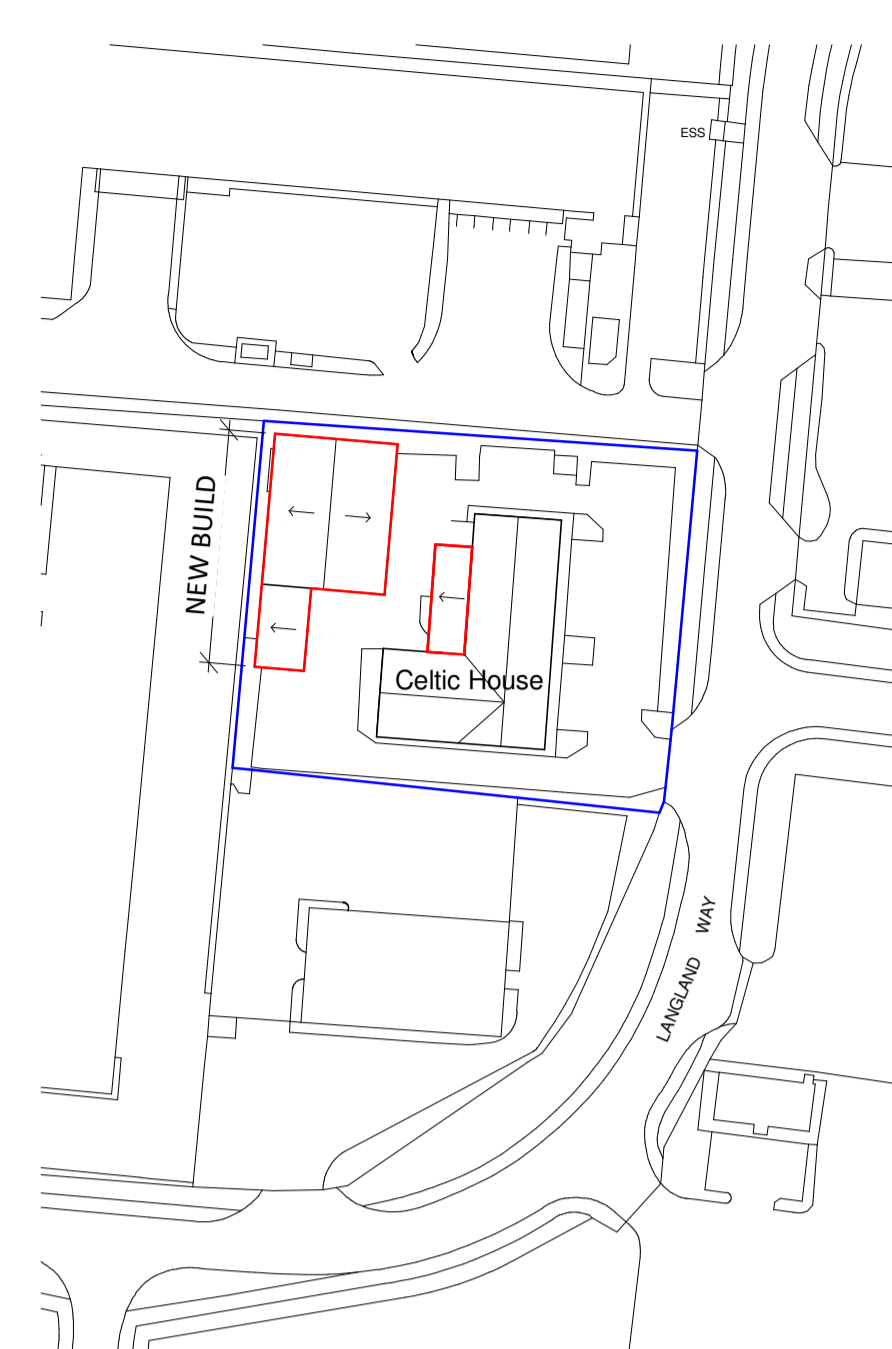
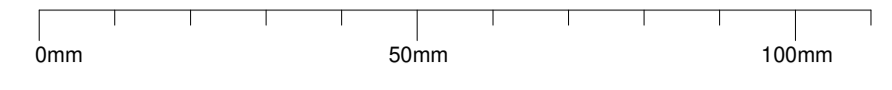


Proposed Ground Floor Plan
1 : 100



Responsibility is not accepted for errors made by others in scaling from this drawing.
All construction information should be taken from figured dimensions only.



GROSS EXTERNAL FLOOR AREA (GEFA):
 NEW BUILD WAREHOUSE = 579M²
 EXTENSION TO EXISTING BUILDING = 88M²

1	23/07/2025	Canopy change	EJ
REV	DATE	DESCRIPTION	BY
CLIENT	Mr A Carter		DRAWN AA
CHECKED			AJ

SSA Sustainable Studio Architects
 1 Gold Tops, Newport NP20 4PG
 www.sustainablestudio.co.uk
 © Sustainable Studio Architects 2024

PROJECT
New Warehouse Unit and Extension at Celtic House, Langland Way, Newport, NP19 4PT

DRAWING TITLE
Proposed Plans - Ground Floor

DRAWING STATUS PL : PLANNING	SCALE As indicated @ A1
NUMBER PL-005	REVISION 1

