

Please Note: We Recommend All Drainage is Surveyed - All Building Control Applications should be Full Plans

Copyright 2024



VISUAL SCALE 1:50 @ A1

PROPOSED HOUSE MATERIALS:

Windows & Doors:

Doors - Metal & Timber
Windows - Metal & Timber

Walls External:

Main House - Render
Splash Course - Render

Walls Internal:

12.5mm Plasterboard on 75mm Studwork
100mm Blockwork with Skim Over

Roofing:

Pitched Roofs - Concrete/Clay
Flat Roofs - Felt

Fascia & Guttering:

Guttering - Black
Fascia - Black



Health and Safety Notice
Client and contractor to be aware:

1. The design has elements of working at height
2. The design has drainage elements
3. The design includes demolition tasks
4. The design has trenching works at various depths
5. The design has manual handling tasks
6. The design requires vehicle movements and crane lifts

PLEASE NOTE:

All drawings are for the purposes of planning only unless marked for construction.

All builders to site measure to confirm measurements and layout for setting out, especially door and window positions.

Report all discrepancies to the person named below, do not proceed without instruction.

BRO take no responsibility should any drawing/s unless specified are used for building purposes and measurements should be checked on site.

All drawings remain the property of BRO Architecture

Wall Structure Key:

- Cavity Wall: Render
- Cavity Wall: Face Brick
- Block Work: 100mm
- Studwork Wall: 75mm
- Metal Frame: 70mm
- Solid Brick Wall: 215mm
- Solid Block Wall: 215mm
- Structural Opening
- Walls Removed

Ducting Colour & Use

- Red Electric cable
- Yellow Gas Pipe
- Blue Water pipes
- Green Data/Comms
- Grey BT
- Purple Security - Cameras
- Orange Garden Lighting non Security

Drainage Key


- S Storm Drainage
- MH Manhole
- FD Foul Drainage
- SVP Soil Vent Pipe
- GP Gulley Pot
- RWP Rainwater Pipe
- AD ACO Drain



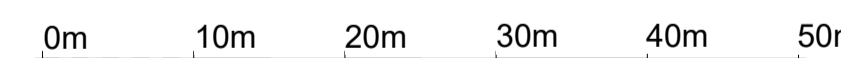
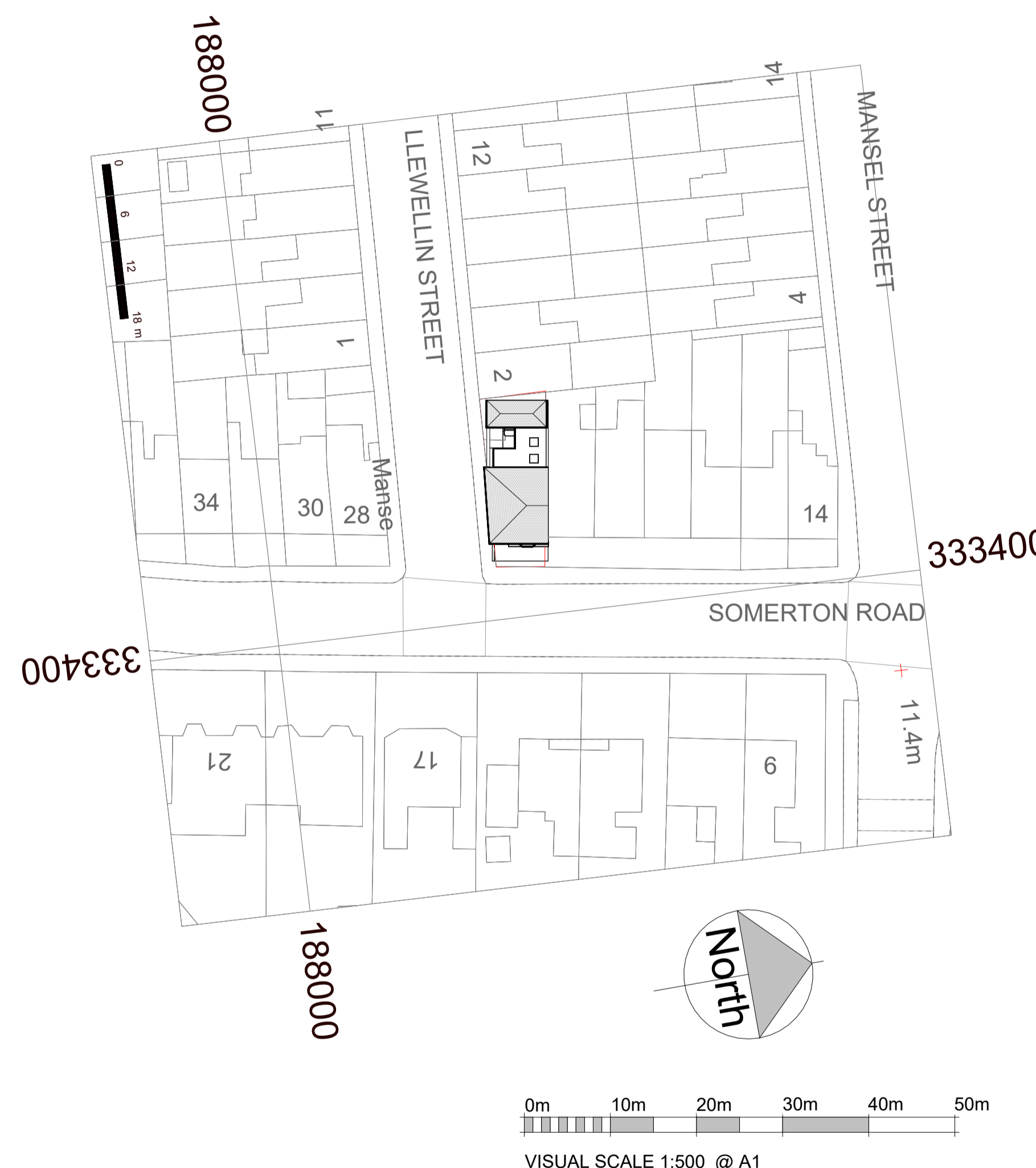
SITE LOCATION PLAN
AREA 2 HA
SCALE: 1:1250 on A4
CENTRE COORDINATES: 333386 , 188030



Supplied by Streetwise Maps Ltd
www.streetwise.net
Licence No: 100047474
11:52:20 23/04/2024



VISUAL SCALE 1:1250 @ A1



VISUAL SCALE 1:500 @ A1

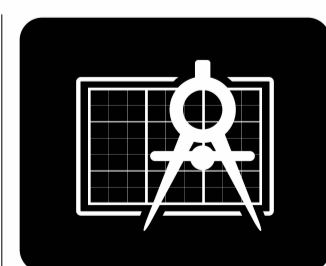
- Single Power Socket
- Double Power Socket
- Cooker Point
- Unswitched Fused Spur
- External Power Socket
- Telephone Point
- Cat 6 Data Point
- Extract Vent
- Fire Alarm Panel
- Shaver Socket
- Speaker Point
- TV Aerial Point
- Floor Box
- Floor Socket
- Passive Extract
- Mechanical Extract
- Distribution Board
- Smoke Detector
- Heat Detector
- Carbon Monoxide Detector
- Extract fan
- Underfloor heating control

1 Block Plan
1 : 500

A1

DRAWING NUMBER

P1-3



BRO ARCHITECTURE
DESIGNING YOUR DREAMS

Mobile: 07508 856621
Website: www.broarchitecture.co.uk
E-mail: info@broarchitecture.co.uk

CLIENT

Newport Property Services Ltd

SITE ADDRESS

**26 Somerton Road Newport
NP19 8LD**

PROJECT NAME

**Proposed Extensions & Garage
to Dwelling**

DRAWING NAME

Proposed Block Plan

DATE

23rd April 24

DRAWN BY

SH

CHECKED BY
Client

REV

SCALE (@ A1)
1 : 500

PROJECT NUMBER
SH/BRO/230424-S