



Severnside
Transportation Data Collection

www.severnside.co.uk

Severnside
Traffic Management


Job Number & Title: SS897 Penhow, Caldicot

Site Location: Site 1 Penyworldod Farm, Caldicot

Survey Date: 20/10/2022

Site Location Plan





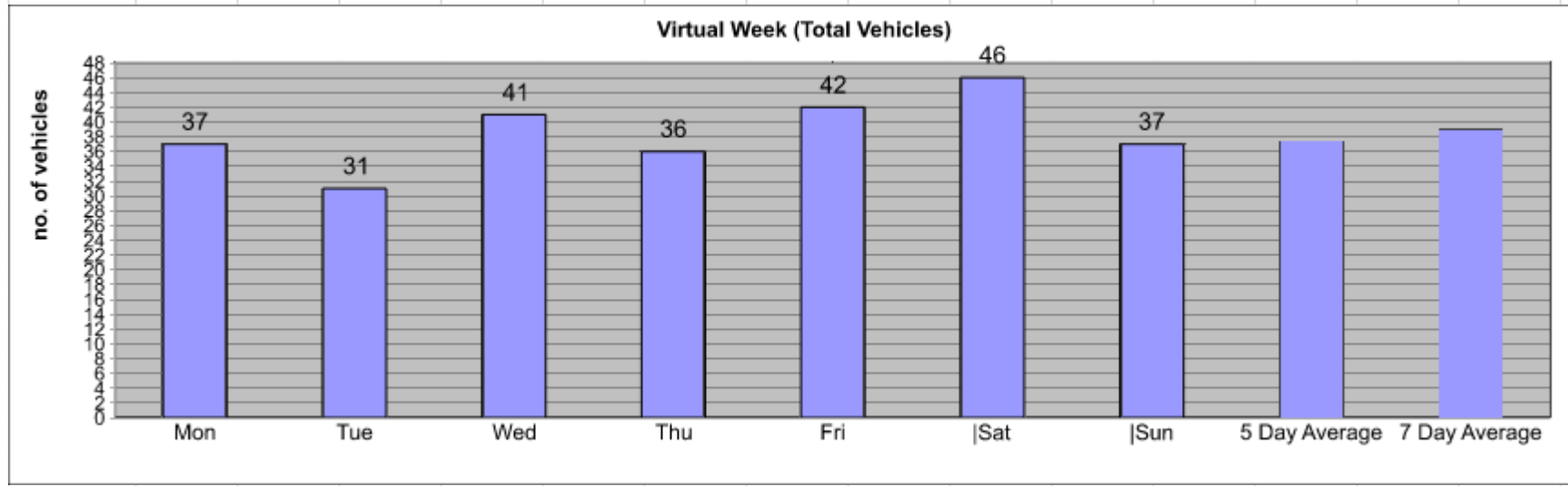
		Job Name/ Title				Posted Speed Limit (PSL)	Total Vehicles	5 Day Ave.	7 Day Ave.	Posted Speed Limit (PSL)		ACPO 110%(PSL) + 2 (SL1)		DfT PSL+15 (SL2)		Mean Speed	85%ile Speed
OCTOBER 2022										>PSL	>PSL%	>SL1	>SL1%	>SL2	>SL2%		
Site	Location	Lat / Long	Direction	Start Date	End Date												
1	Penyworlod Farm, Penhow, Caldicot	51.6263987, -2.8488861	Northbound	20 October 2022	26 October 2022	60	270	37	39	0	0.0	0	0.0	0	0.0	21.0	26.5
			Southbound	20 October 2022	26 October 2022		267	39	38	0	0.0	0	0.0	0	0.0	21.9	27.8
			Two-Way	20 October 2022	26 October 2022		537	76	77	0	0	0	0	0	0	21	27



23 October 2022

0000	0	0	0	0	0	0	0	0	0	0	0	0	0	0	0
0100	0	0	0	0	0	0	0	0	0	0	0	0	0	0	0
0200	0	0	0	0	0	0	0	0	0	0	0	0	0	0	0
0300	0	0	0	0	0	0	0	0	0	0	0	0	0	0	0
0400	0	0	0	0	0	0	0	0	0	0	0	0	0	0	0
0500	0	0	0	0	0	0	0	0	0	0	0	0	0	0	0
0600	0	0	0	0	0	0	0	0	0	0	0	0	0	0	0
0700	1	0	1	0	0	0	0	0	0	0	0	0	0	0	0
0800	2	0	2	0	0	0	0	0	0	0	0	0	0	0	0
0900	3	0	3	0	0	0	0	0	0	0	0	0	0	0	0
1000	4	0	3	1	0	0	0	0	0	0	0	0	0	0	0
1100	3	0	3	0	0	0	0	0	0	0	0	0	0	0	0
1200	7	0	6	0	0	0	1	0	0	0	0	0	0	0	0
1300	4	0	3	0	0	0	0	0	0	1	0	0	0	0	0
1400	2	0	2	0	0	0	0	0	0	0	0	0	0	0	0
1500	5	0	5	0	0	0	0	0	0	0	0	0	0	0	0
1600	4	0	4	0	0	0	0	0	0	0	0	0	0	0	0
1700	1	0	1	0	0	0	0	0	0	0	0	0	0	0	0
1800	1	0	1	0	0	0	0	0	0	0	0	0	0	0	0
1900	0	0	0	0	0	0	0	0	0	0	0	0	0	0	0
2000	0	0	0	0	0	0	0	0	0	0	0	0	0	0	0
2100	0	0	0	0	0	0	0	0	0	0	0	0	0	0	0
2200	0	0	0	0	0	0	0	0	0	0	0	0	0	0	0
2300	0	0	0	0	0	0	0	0	0	0	0	0	0	0	0
07-19	37	0	34	1	0	0	1	0	0	1	0	0	0	0	0
06-22	37	0	34	1	0	0	1	0	0	1	0	0	0	0	0
06-00	37	0	34	1	0	0	1	0	0	1	0	0	0	0	0
00-00	37	0	34	1	0	0	1	0	0	1	0	0	0	0	0

Virtual Week															
Mon	37	0	33	4	0	0	0	0	0	0	0	0	0	0	0
Tue	31	0	27	4	0	0	0	0	0	0	0	0	0	0	0
Wed	41	1	34	6	0	0	0	0	0	0	0	0	0	0	0
Thu	36	0	31	4	0	1	0	0	0	0	0	0	0	0	0
Fri	42	1	35	5	0	0	1	0	0	0	0	0	0	0	0
Sat	46	4	39	3	0	0	0	0	0	0	0	0	0	0	0
Sun	37	0	34	1	0	0	1	0	0	1	0	0	0	0	0
5 Day Average															
[--]	37	0	32	5	0	0	0	0	0	0	0	0	0	0	0
7 Day Average															
[--]	39	1	33	4	0	0	0	0	0	0	0	0	0	0	0
Total Vehicles															
[--]	270	6	233	27	0	1	2	0	0	1	0	0	0	0	0



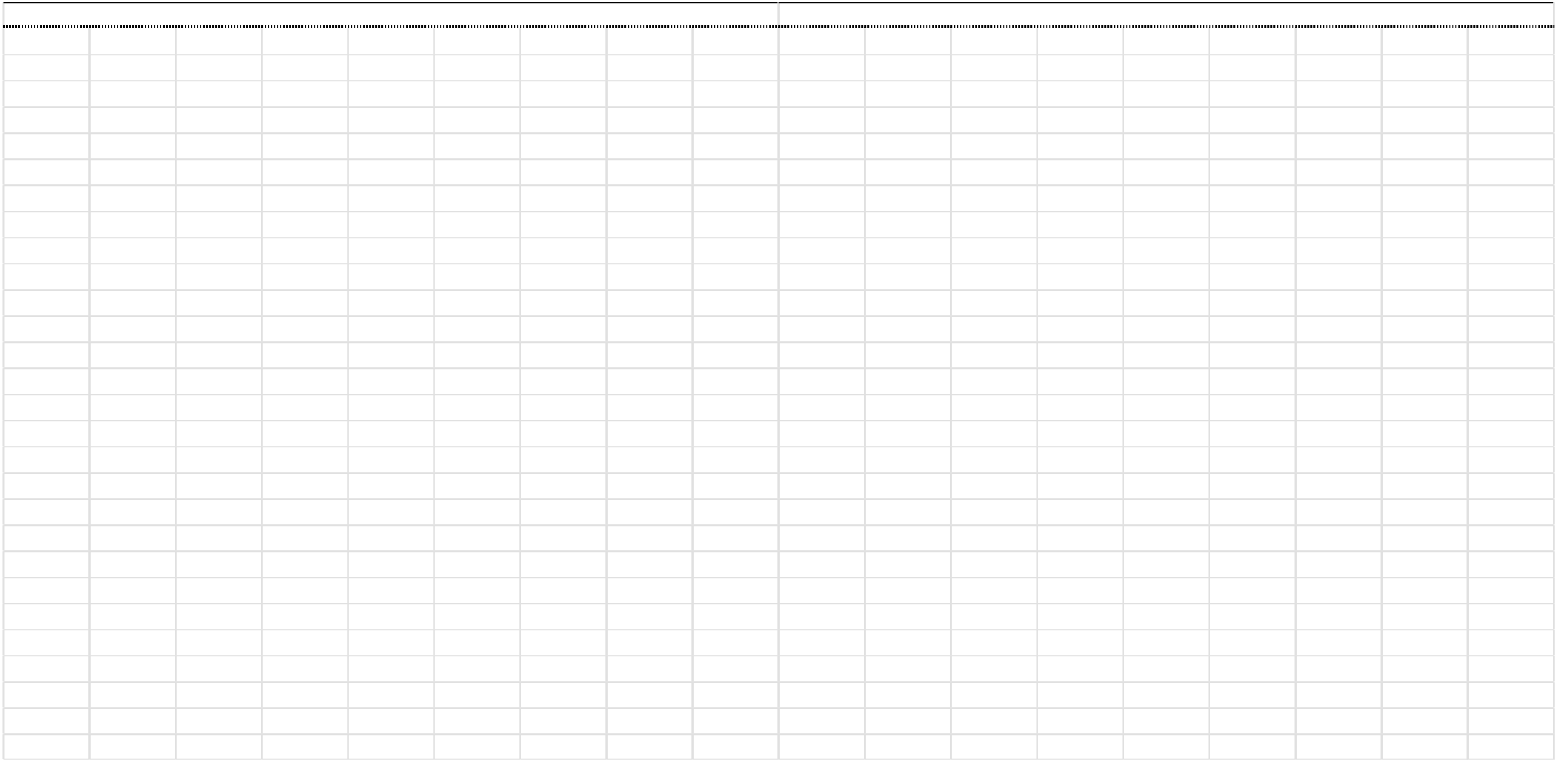
Job Name/ Title										Site	1	Location	Penyworlod Farm, Penhow, Caldicot (51.6263987, -2.8488861)										
20 October 2022					to	26 October 2022					Direction	Northbound											
Time Period	Total Vehicles	Speed Bins													Speed Limit (PSL)		ACPO (SL1)		DfT (SL2)		Mean Speed	85%ile Speed	
		0-30	30-35	35-40	40-45	45-50	50-55	55-60	60-65	65-70	70-75	75-80	80-85	85-130	60	60	68 ACPO	68 ACPO	75 DFT	75 DFT Std			
20 October 2022																							
0000	0	0	0	0	0	0	0	0	0	0	0	0	0	0	0	0	0	0	0	0	-	-	
0100	0	0	0	0	0	0	0	0	0	0	0	0	0	0	0	0	0	0	0	0	0	-	-
0200	0	0	0	0	0	0	0	0	0	0	0	0	0	0	0	0	0	0	0	0	0	-	-
0300	0	0	0	0	0	0	0	0	0	0	0	0	0	0	0	0	0	0	0	0	0	-	-
0400	0	0	0	0	0	0	0	0	0	0	0	0	0	0	0	0	0	0	0	0	0	-	-
0500	0	0	0	0	0	0	0	0	0	0	0	0	0	0	0	0	0	0	0	0	0	-	-
0600	0	0	0	0	0	0	0	0	0	0	0	0	0	0	0	0	0	0	0	0	0	-	-
0700	5	5	0	0	0	0	0	0	0	0	0	0	0	0	0	0	0	0	0	0	20	-	
0800	5	5	0	0	0	0	0	0	0	0	0	0	0	0	0	0	0	0	0	0	19.9	-	
0900	4	4	0	0	0	0	0	0	0	0	0	0	0	0	0	0	0	0	0	0	22.1	-	
1000	1	1	0	0	0	0	0	0	0	0	0	0	0	0	0	0	0	0	0	0	19.3	-	
1100	1	1	0	0	0	0	0	0	0	0	0	0	0	0	0	0	0	0	0	0	22.4	-	
1200	3	3	0	0	0	0	0	0	0	0	0	0	0	0	0	0	0	0	0	0	21.6	-	
1300	1	1	0	0	0	0	0	0	0	0	0	0	0	0	0	0	0	0	0	0	29.4	-	
1400	6	6	0	0	0	0	0	0	0	0	0	0	0	0	0	0	0	0	0	0	21.7	-	
1500	2	2	0	0	0	0	0	0	0	0	0	0	0	0	0	0	0	0	0	0	23	-	
1600	2	2	0	0	0	0	0	0	0	0	0	0	0	0	0	0	0	0	0	0	15.7	-	
1700	2	2	0	0	0	0	0	0	0	0	0	0	0	0	0	0	0	0	0	0	23	-	
1800	4	4	0	0	0	0	0	0	0	0	0	0	0	0	0	0	0	0	0	0	21.3	-	
1900	0	0	0	0	0	0	0	0	0	0	0	0	0	0	0	0	0	0	0	0	-	-	
2000	0	0	0	0	0	0	0	0	0	0	0	0	0	0	0	0	0	0	0	0	-	-	
2100	0	0	0	0	0	0	0	0	0	0	0	0	0	0	0	0	0	0	0	0	-	-	
2200	0	0	0	0	0	0	0	0	0	0	0	0	0	0	0	0	0	0	0	0	-	-	
2300	0	0	0	0	0	0	0	0	0	0	0	0	0	0	0	0	0	0	0	0	-	-	
07-19	36	36	0	0	0	0	0	0	0	0	0	0	0	0	0	0	0	0	0	0	21.2	25.5	
06-22	36	36	0	0	0	0	0	0	0	0	0	0	0	0	0	0	0	0	0	0	21.2	25.5	
06-00	36	36	0	0	0	0	0	0	0	0	0	0	0	0	0	0	0	0	0	0	21.2	25.5	
00-00	36	36	0	0	0	0	0	0	0	0	0	0	0	0	0	0	0	0	0	0	21.2	25.5	

21 October 2022

0000	0	0	0	0	0	0	0	0	0	0	0	0	0	0	0	0	0	0	0	0	-	-
0100	0	0	0	0	0	0	0	0	0	0	0	0	0	0	0	0	0	0	0	0	-	-
0200	0	0	0	0	0	0	0	0	0	0	0	0	0	0	0	0	0	0	0	0	-	-
0300	0	0	0	0	0	0	0	0	0	0	0	0	0	0	0	0	0	0	0	0	-	-
0400	0	0	0	0	0	0	0	0	0	0	0	0	0	0	0	0	0	0	0	0	-	-
0500	0	0	0	0	0	0	0	0	0	0	0	0	0	0	0	0	0	0	0	0	-	-
0600	0	0	0	0	0	0	0	0	0	0	0	0	0	0	0	0	0	0	0	0	-	-
0700	5	5	0	0	0	0	0	0	0	0	0	0	0	0	0	0	0	0	0	0	15	-
0800	1	1	0	0	0	0	0	0	0	0	0	0	0	0	0	0	0	0	0	0	23.7	-
0900	3	3	0	0	0	0	0	0	0	0	0	0	0	0	0	0	0	0	0	0	20	-
1000	5	5	0	0	0	0	0	0	0	0	0	0	0	0	0	0	0	0	0	0	20.7	-
1100	1	1	0	0	0	0	0	0	0	0	0	0	0	0	0	0	0	0	0	0	22.6	-
1200	5	4	1	0	0	0	0	0	0	0	0	0	0	0	0	0	0	0	0	0	21.8	-
1300	2	2	0	0	0	0	0	0	0	0	0	0	0	0	0	0	0	0	0	0	17.7	-
1400	3	3	0	0	0	0	0	0	0	0	0	0	0	0	0	0	0	0	0	0	20.3	-
1500	6	6	0	0	0	0	0	0	0	0	0	0	0	0	0	0	0	0	0	0	21.8	-
1600	4	4	0	0	0	0	0	0	0	0	0	0	0	0	0	0	0	0	0	0	22.7	-
1700	3	3	0	0	0	0	0	0	0	0	0	0	0	0	0	0	0	0	0	0	23.3	-
1800	2	2	0	0	0	0	0	0	0	0	0	0	0	0	0	0	0	0	0	0	25.2	-
1900	0	0	0	0	0	0	0	0	0	0	0	0	0	0	0	0	0	0	0	0	-	-
2000	1	1	0	0	0	0	0	0	0	0	0	0	0	0	0	0	0	0	0	0	29.9	-
2100	1	1	0	0	0	0	0	0	0	0	0	0	0	0	0	0	0	0	0	0	18.5	-
2200	0	0	0	0	0	0	0	0	0	0	0	0	0	0	0	0	0	0	0	0	-	-
2300	0	0	0	0	0	0	0	0	0	0	0	0	0	0	0	0	0	0	0	0	-	-
07-19	40	39	1	0	0	0	0	0	0	0	0	0	0	0	0	0	0	0	0	0	20.8	25
06-22	42	41	1	0	0	0	0	0	0	0	0	0	0	0	0	0	0	0	0	0	21	25.1
06-00	42	41	1	0	0	0	0	0	0	0	0	0	0	0	0	0	0	0	0	0	21	25.1
00-00	42	41	1	0	0	0	0	0	0	0	0	0	0	0	0	0	0	0	0	0	21	25.1

22 October 2022

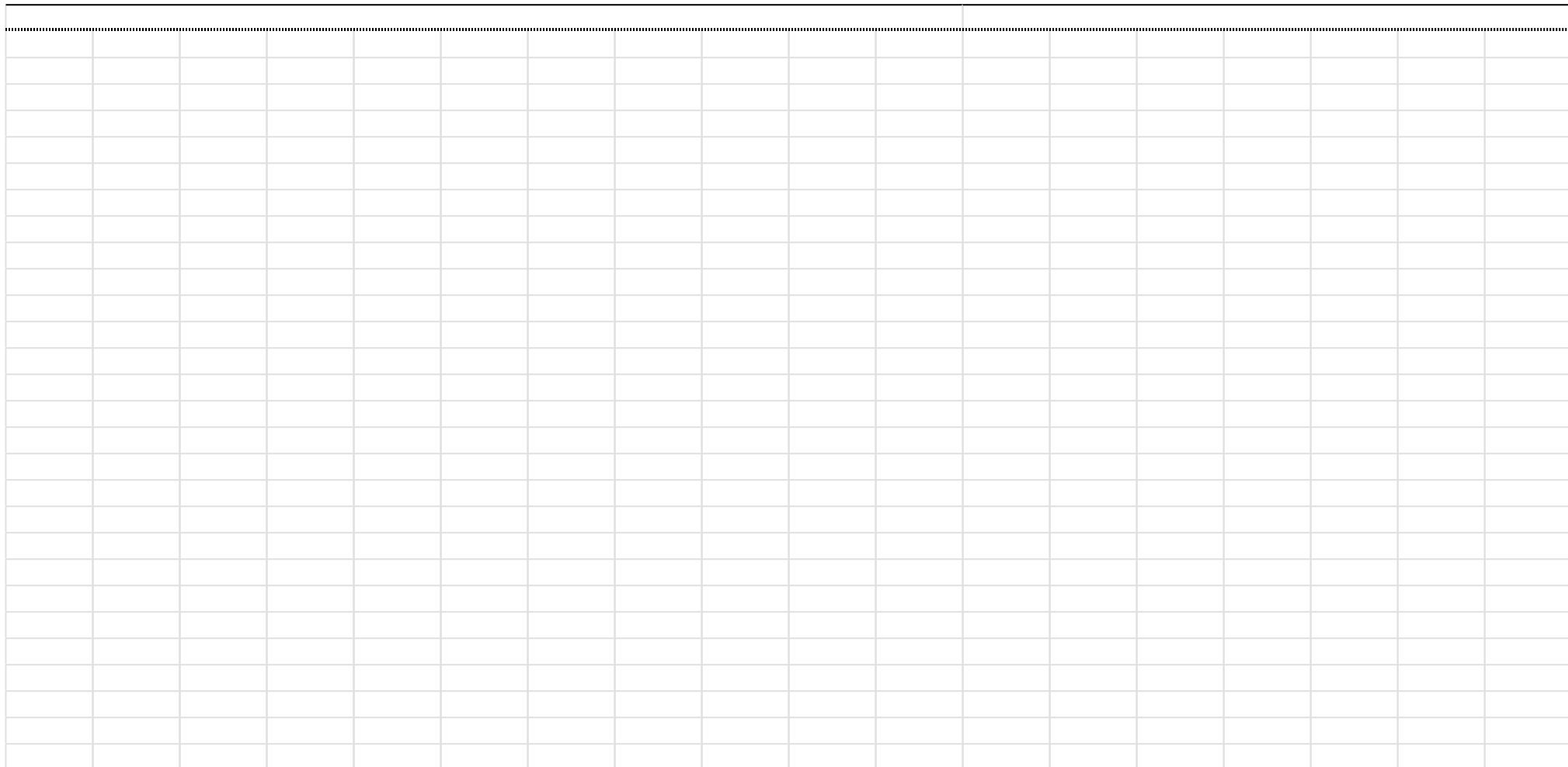
0000	2	2	0	0	0	0	0	0	0	0	0	0	0	0	0	0	0	0	0	0	23.4	-
0100	2	2	0	0	0	0	0	0	0	0	0	0	0	0	0	0	0	0	0	0	18.9	-
0200	0	0	0	0	0	0	0	0	0	0	0	0	0	0	0	0	0	0	0	0	-	-
0300	0	0	0	0	0	0	0	0	0	0	0	0	0	0	0	0	0	0	0	0	-	-
0400	0	0	0	0	0	0	0	0	0	0	0	0	0	0	0	0	0	0	0	0	-	-
0500	0	0	0	0	0	0	0	0	0	0	0	0	0	0	0	0	0	0	0	0	-	-
0600	2	2	0	0	0	0	0	0	0	0	0	0	0	0	0	0	0	0	0	0	13.6	-
0700	1	1	0	0	0	0	0	0	0	0	0	0	0	0	0	0	0	0	0	0	15.8	-
0800	1	1	0	0	0	0	0	0	0	0	0	0	0	0	0	0	0	0	0	0	6.2	-
0900	4	4	0	0	0	0	0	0	0	0	0	0	0	0	0	0	0	0	0	0	26	-
1000	5	5	0	0	0	0	0	0	0	0	0	0	0	0	0	0	0	0	0	0	20.9	-
1100	4	4	0	0	0	0	0	0	0	0	0	0	0	0	0	0	0	0	0	0	20	-
1200	4	3	1	0	0	0	0	0	0	0	0	0	0	0	0	0	0	0	0	0	24.2	-
1300	4	4	0	0	0	0	0	0	0	0	0	0	0	0	0	0	0	0	0	0	18.1	-
1400	5	5	0	0	0	0	0	0	0	0	0	0	0	0	0	0	0	0	0	0	15	-
1500	6	5	0	1	0	0	0	0	0	0	0	0	0	0	0	0	0	0	0	0	25.2	-
1600	1	1	0	0	0	0	0	0	0	0	0	0	0	0	0	0	0	0	0	0	23.8	-
1700	2	2	0	0	0	0	0	0	0	0	0	0	0	0	0	0	0	0	0	0	21.2	-
1800	1	1	0	0	0	0	0	0	0	0	0	0	0	0	0	0	0	0	0	0	18.4	-
1900	0	0	0	0	0	0	0	0	0	0	0	0	0	0	0	0	0	0	0	0	-	-
2000	0	0	0	0	0	0	0	0	0	0	0	0	0	0	0	0	0	0	0	0	-	-
2100	0	0	0	0	0	0	0	0	0	0	0	0	0	0	0	0	0	0	0	0	-	-
2200	2	2	0	0	0	0	0	0	0	0	0	0	0	0	0	0	0	0	0	0	21.7	-
2300	0	0	0	0	0	0	0	0	0	0	0	0	0	0	0	0	0	0	0	0	-	-
07-19	38	36	1	1	0	0	0	0	0	0	0	0	0	0	0	0	0	0	0	0	20.8	27
06-22	40	38	1	1	0	0	0	0	0	0	0	0	0	0	0	0	0	0	0	0	20.4	26.9
06-00	42	40	1	1	0	0	0	0	0	0	0	0	0	0	0	0	0	0	0	0	20.5	26.8
00-00	46	44	1	1	0	0	0	0	0	0	0	0	0	0	0	0	0	0	0	0	20.6	27.3



A grid of 20 columns and 30 rows. The top row is separated from the rest of the grid by a dashed horizontal line. The grid consists of a header row and 29 data rows. Each cell in the grid is currently empty.

23 October 2022

0000	0	0	0	0	0	0	0	0	0	0	0	0	0	0	0	0	0	0	0	0	-	-
0100	0	0	0	0	0	0	0	0	0	0	0	0	0	0	0	0	0	0	0	0	-	-
0200	0	0	0	0	0	0	0	0	0	0	0	0	0	0	0	0	0	0	0	0	-	-
0300	0	0	0	0	0	0	0	0	0	0	0	0	0	0	0	0	0	0	0	0	-	-
0400	0	0	0	0	0	0	0	0	0	0	0	0	0	0	0	0	0	0	0	0	-	-
0500	0	0	0	0	0	0	0	0	0	0	0	0	0	0	0	0	0	0	0	0	-	-
0600	0	0	0	0	0	0	0	0	0	0	0	0	0	0	0	0	0	0	0	0	-	-
0700	1	1	0	0	0	0	0	0	0	0	0	0	0	0	0	0	0	0	0	0	12.3	-
0800	2	2	0	0	0	0	0	0	0	0	0	0	0	0	0	0	0	0	0	0	22.9	-
0900	3	3	0	0	0	0	0	0	0	0	0	0	0	0	0	0	0	0	0	0	20	-
1000	4	4	0	0	0	0	0	0	0	0	0	0	0	0	0	0	0	0	0	0	22.2	-
1100	3	3	0	0	0	0	0	0	0	0	0	0	0	0	0	0	0	0	0	0	22.6	-
1200	7	7	0	0	0	0	0	0	0	0	0	0	0	0	0	0	0	0	0	0	16	-
1300	4	4	0	0	0	0	0	0	0	0	0	0	0	0	0	0	0	0	0	0	19.9	-
1400	2	2	0	0	0	0	0	0	0	0	0	0	0	0	0	0	0	0	0	0	21.5	-
1500	5	5	0	0	0	0	0	0	0	0	0	0	0	0	0	0	0	0	0	0	22.1	-
1600	4	4	0	0	0	0	0	0	0	0	0	0	0	0	0	0	0	0	0	0	18.1	-
1700	1	1	0	0	0	0	0	0	0	0	0	0	0	0	0	0	0	0	0	0	21.2	-
1800	1	1	0	0	0	0	0	0	0	0	0	0	0	0	0	0	0	0	0	0	21.9	-
1900	0	0	0	0	0	0	0	0	0	0	0	0	0	0	0	0	0	0	0	0	-	-
2000	0	0	0	0	0	0	0	0	0	0	0	0	0	0	0	0	0	0	0	0	-	-
2100	0	0	0	0	0	0	0	0	0	0	0	0	0	0	0	0	0	0	0	0	-	-
2200	0	0	0	0	0	0	0	0	0	0	0	0	0	0	0	0	0	0	0	0	-	-
2300	0	0	0	0	0	0	0	0	0	0	0	0	0	0	0	0	0	0	0	0	-	-
07-19	37	37	0	0	0	0	0	0	0	0	0	0	0	0	0	0	0	0	0	0	19.9	26.4
06-22	37	37	0	0	0	0	0	0	0	0	0	0	0	0	0	0	0	0	0	0	19.9	26.4
06-00	37	37	0	0	0	0	0	0	0	0	0	0	0	0	0	0	0	0	0	0	19.9	26.4
00-00	37	37	0	0	0	0	0	0	0	0	0	0	0	0	0	0	0	0	0	0	19.9	26.4



24 October 2022

0000	0	0	0	0	0	0	0	0	0	0	0	0	0	0	0	0	0	0	0	0	-	-
0100	0	0	0	0	0	0	0	0	0	0	0	0	0	0	0	0	0	0	0	0	-	-
0200	0	0	0	0	0	0	0	0	0	0	0	0	0	0	0	0	0	0	0	0	-	-
0300	0	0	0	0	0	0	0	0	0	0	0	0	0	0	0	0	0	0	0	0	-	-
0400	0	0	0	0	0	0	0	0	0	0	0	0	0	0	0	0	0	0	0	0	-	-
0500	0	0	0	0	0	0	0	0	0	0	0	0	0	0	0	0	0	0	0	0	-	-
0600	0	0	0	0	0	0	0	0	0	0	0	0	0	0	0	0	0	0	0	0	-	-
0700	2	2	0	0	0	0	0	0	0	0	0	0	0	0	0	0	0	0	0	0	16.1	-
0800	3	3	0	0	0	0	0	0	0	0	0	0	0	0	0	0	0	0	0	0	17.7	-
0900	2	2	0	0	0	0	0	0	0	0	0	0	0	0	0	0	0	0	0	0	19.6	-
1000	6	6	0	0	0	0	0	0	0	0	0	0	0	0	0	0	0	0	0	0	22.9	-
1100	6	6	0	0	0	0	0	0	0	0	0	0	0	0	0	0	0	0	0	0	22.5	-
1200	3	3	0	0	0	0	0	0	0	0	0	0	0	0	0	0	0	0	0	0	20.1	-
1300	2	2	0	0	0	0	0	0	0	0	0	0	0	0	0	0	0	0	0	0	19.4	-
1400	2	2	0	0	0	0	0	0	0	0	0	0	0	0	0	0	0	0	0	0	26.3	-
1500	5	5	0	0	0	0	0	0	0	0	0	0	0	0	0	0	0	0	0	0	21.3	-
1600	1	1	0	0	0	0	0	0	0	0	0	0	0	0	0	0	0	0	0	0	22.6	-
1700	1	1	0	0	0	0	0	0	0	0	0	0	0	0	0	0	0	0	0	0	23.4	-
1800	1	1	0	0	0	0	0	0	0	0	0	0	0	0	0	0	0	0	0	0	27.8	-
1900	1	1	0	0	0	0	0	0	0	0	0	0	0	0	0	0	0	0	0	0	22.6	-
2000	0	0	0	0	0	0	0	0	0	0	0	0	0	0	0	0	0	0	0	0	-	-
2100	1	1	0	0	0	0	0	0	0	0	0	0	0	0	0	0	0	0	0	0	29.5	-
2200	0	0	0	0	0	0	0	0	0	0	0	0	0	0	0	0	0	0	0	0	-	-
2300	1	1	0	0	0	0	0	0	0	0	0	0	0	0	0	0	0	0	0	0	23.8	-
07-19	34	34	0	0	0	0	0	0	0	0	0	0	0	0	0	0	0	0	0	0	21.4	27
06-22	36	36	0	0	0	0	0	0	0	0	0	0	0	0	0	0	0	0	0	0	21.7	27.5
06-00	37	37	0	0	0	0	0	0	0	0	0	0	0	0	0	0	0	0	0	0	21.7	27.5
00-00	37	37	0	0	0	0	0	0	0	0	0	0	0	0	0	0	0	0	0	0	21.7	27.5

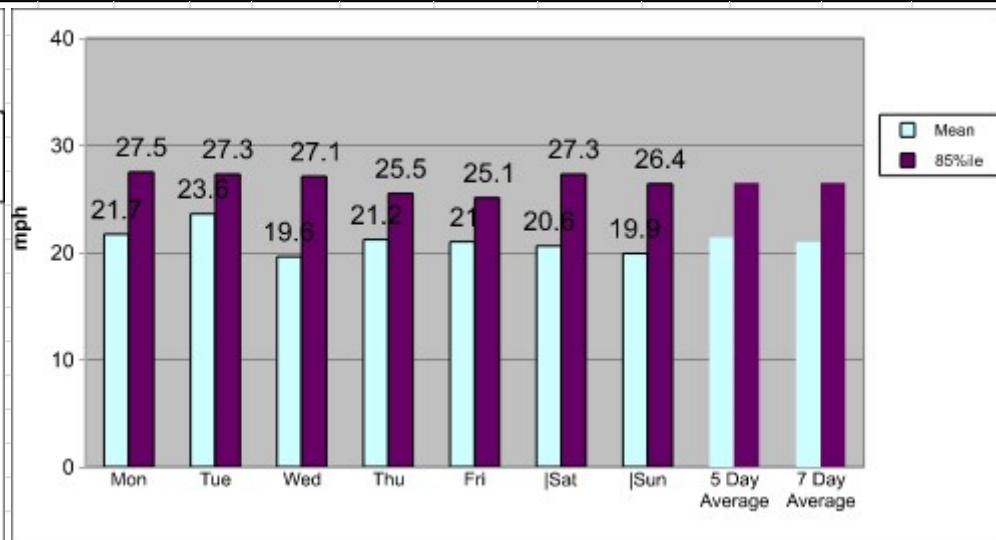
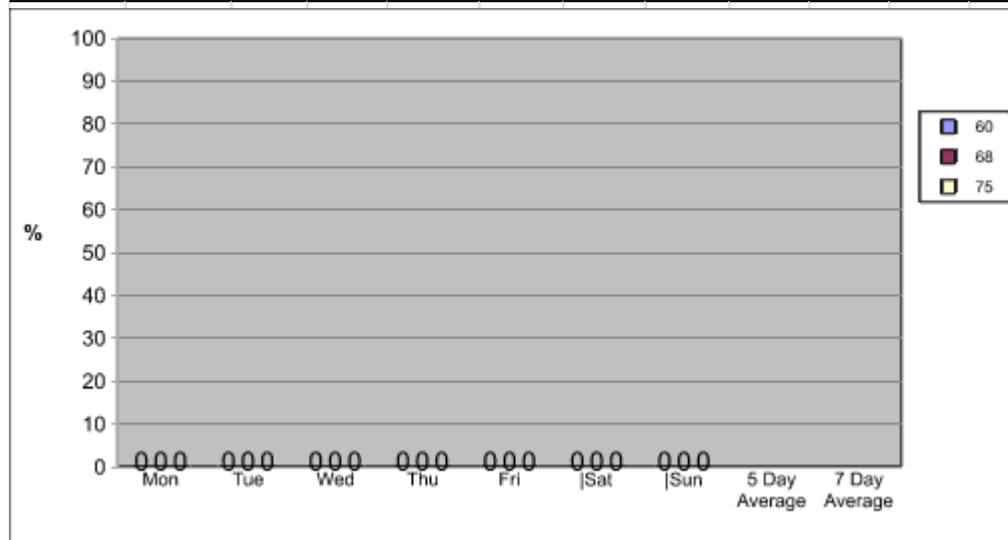
25 October 2022

0000	0	0	0	0	0	0	0	0	0	0	0	0	0	0	0	0	0	0	0	0	-	-
0100	0	0	0	0	0	0	0	0	0	0	0	0	0	0	0	0	0	0	0	0	-	-
0200	0	0	0	0	0	0	0	0	0	0	0	0	0	0	0	0	0	0	0	0	-	-
0300	0	0	0	0	0	0	0	0	0	0	0	0	0	0	0	0	0	0	0	0	-	-
0400	0	0	0	0	0	0	0	0	0	0	0	0	0	0	0	0	0	0	0	0	-	-
0500	0	0	0	0	0	0	0	0	0	0	0	0	0	0	0	0	0	0	0	0	-	-
0600	1	1	0	0	0	0	0	0	0	0	0	0	0	0	0	0	0	0	0	0	15.1	-
0700	2	2	0	0	0	0	0	0	0	0	0	0	0	0	0	0	0	0	0	0	22.4	-
0800	0	0	0	0	0	0	0	0	0	0	0	0	0	0	0	0	0	0	0	0	-	-
0900	1	1	0	0	0	0	0	0	0	0	0	0	0	0	0	0	0	0	0	0	26.6	-
1000	1	1	0	0	0	0	0	0	0	0	0	0	0	0	0	0	0	0	0	0	21.7	-
1100	5	5	0	0	0	0	0	0	0	0	0	0	0	0	0	0	0	0	0	0	22.2	-
1200	3	2	1	0	0	0	0	0	0	0	0	0	0	0	0	0	0	0	0	0	25.8	-
1300	3	3	0	0	0	0	0	0	0	0	0	0	0	0	0	0	0	0	0	0	20.3	-
1400	2	2	0	0	0	0	0	0	0	0	0	0	0	0	0	0	0	0	0	0	22.1	-
1500	3	3	0	0	0	0	0	0	0	0	0	0	0	0	0	0	0	0	0	0	26.8	-
1600	2	2	0	0	0	0	0	0	0	0	0	0	0	0	0	0	0	0	0	0	17.7	-
1700	2	2	0	0	0	0	0	0	0	0	0	0	0	0	0	0	0	0	0	0	23.2	-
1800	2	2	0	0	0	0	0	0	0	0	0	0	0	0	0	0	0	0	0	0	25.8	-
1900	2	1	1	0	0	0	0	0	0	0	0	0	0	0	0	0	0	0	0	0	29.3	-
2000	1	1	0	0	0	0	0	0	0	0	0	0	0	0	0	0	0	0	0	0	28.5	-
2100	1	1	0	0	0	0	0	0	0	0	0	0	0	0	0	0	0	0	0	0	28	-
2200	0	0	0	0	0	0	0	0	0	0	0	0	0	0	0	0	0	0	0	0	-	-
2300	0	0	0	0	0	0	0	0	0	0	0	0	0	0	0	0	0	0	0	0	-	-
07-19	26	25	1	0	0	0	0	0	0	0	0	0	0	0	0	0	0	0	0	0	23.1	26.6
06-22	31	29	2	0	0	0	0	0	0	0	0	0	0	0	0	0	0	0	0	0	23.6	27.3
06-00	31	29	2	0	0	0	0	0	0	0	0	0	0	0	0	0	0	0	0	0	23.6	27.3
00-00	31	29	2	0	0	0	0	0	0	0	0	0	0	0	0	0	0	0	0	0	23.6	27.3

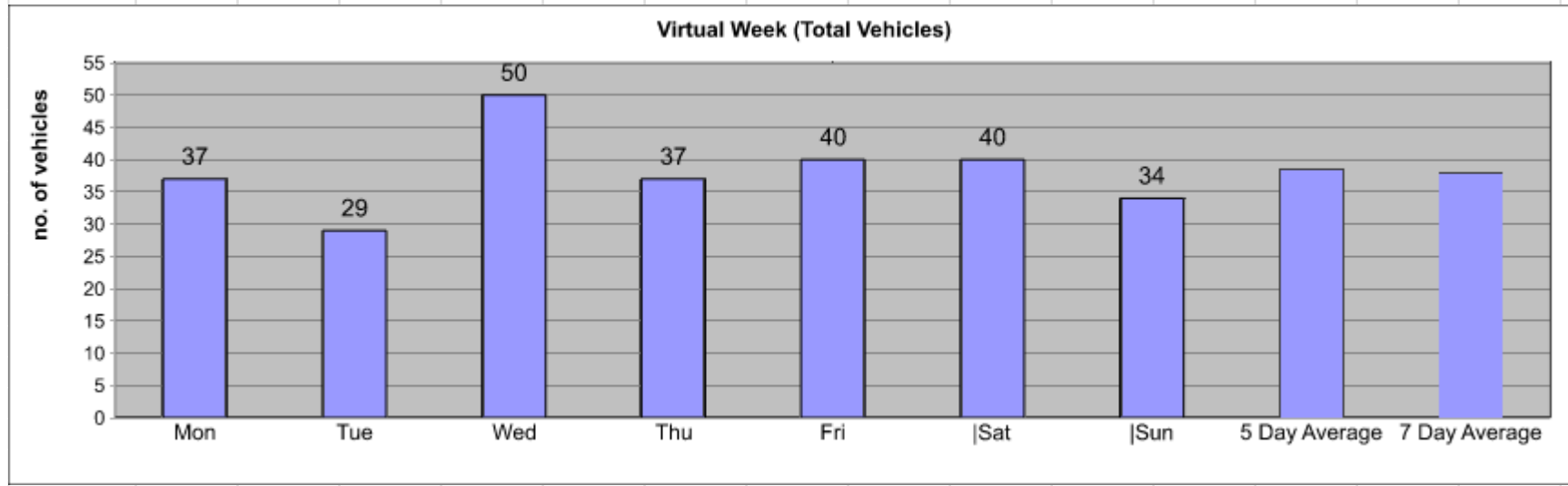
26 October 2022

0000	0	0	0	0	0	0	0	0	0	0	0	0	0	0	0	0	0	0	0	0	-	-
0100	1	1	0	0	0	0	0	0	0	0	0	0	0	0	0	0	0	0	0	0	19.6	-
0200	0	0	0	0	0	0	0	0	0	0	0	0	0	0	0	0	0	0	0	0	-	-
0300	1	0	1	0	0	0	0	0	0	0	0	0	0	0	0	0	0	0	0	0	33.4	-
0400	0	0	0	0	0	0	0	0	0	0	0	0	0	0	0	0	0	0	0	0	-	-
0500	0	0	0	0	0	0	0	0	0	0	0	0	0	0	0	0	0	0	0	0	-	-
0600	2	2	0	0	0	0	0	0	0	0	0	0	0	0	0	0	0	0	0	0	14.5	-
0700	2	2	0	0	0	0	0	0	0	0	0	0	0	0	0	0	0	0	0	0	21.4	-
0800	7	7	0	0	0	0	0	0	0	0	0	0	0	0	0	0	0	0	0	0	10.4	-
0900	1	1	0	0	0	0	0	0	0	0	0	0	0	0	0	0	0	0	0	0	17.2	-
1000	2	2	0	0	0	0	0	0	0	0	0	0	0	0	0	0	0	0	0	0	15.6	-
1100	2	2	0	0	0	0	0	0	0	0	0	0	0	0	0	0	0	0	0	0	15.2	-
1200	2	2	0	0	0	0	0	0	0	0	0	0	0	0	0	0	0	0	0	0	19.5	-
1300	3	3	0	0	0	0	0	0	0	0	0	0	0	0	0	0	0	0	0	0	21.4	-
1400	5	5	0	0	0	0	0	0	0	0	0	0	0	0	0	0	0	0	0	0	19.5	-
1500	2	2	0	0	0	0	0	0	0	0	0	0	0	0	0	0	0	0	0	0	19.1	-
1600	4	4	0	0	0	0	0	0	0	0	0	0	0	0	0	0	0	0	0	0	22.3	-
1700	3	2	0	0	1	0	0	0	0	0	0	0	0	0	0	0	0	0	0	0	29.1	-
1800	1	1	0	0	0	0	0	0	0	0	0	0	0	0	0	0	0	0	0	0	27.6	-
1900	1	1	0	0	0	0	0	0	0	0	0	0	0	0	0	0	0	0	0	0	29.2	-
2000	2	2	0	0	0	0	0	0	0	0	0	0	0	0	0	0	0	0	0	0	26.6	-
2100	0	0	0	0	0	0	0	0	0	0	0	0	0	0	0	0	0	0	0	0	-	-
2200	0	0	0	0	0	0	0	0	0	0	0	0	0	0	0	0	0	0	0	0	-	-
2300	0	0	0	0	0	0	0	0	0	0	0	0	0	0	0	0	0	0	0	0	-	-
07-19	34	33	0	0	1	0	0	0	0	0	0	0	0	0	0	0	0	0	0	0	18.8	26.2
06-22	39	38	0	0	1	0	0	0	0	0	0	0	0	0	0	0	0	0	0	0	19.2	26.5
06-00	39	38	0	0	1	0	0	0	0	0	0	0	0	0	0	0	0	0	0	0	19.2	26.5
00-00	41	39	1	0	1	0	0	0	0	0	0	0	0	0	0	0	0	0	0	0	19.6	27.1

Virtual Week																					
Mon	37	37	0	0	0	0	0	0	0	0	0	0	0	0	0	0	0	0	0	21.7	27.5
Tue	31	29	2	0	0	0	0	0	0	0	0	0	0	0	0	0	0	0	0	23.6	27.3
Wed	41	39	1	0	1	0	0	0	0	0	0	0	0	0	0	0	0	0	0	19.6	27.1
Thu	36	36	0	0	0	0	0	0	0	0	0	0	0	0	0	0	0	0	0	21.2	25.5
Fri	42	41	1	0	0	0	0	0	0	0	0	0	0	0	0	0	0	0	0	21	25.1
Sat	46	44	1	1	0	0	0	0	0	0	0	0	0	0	0	0	0	0	0	20.6	27.3
Sun	37	37	0	0	0	0	0	0	0	0	0	0	0	0	0	0	0	0	0	19.9	26.4
5 Day Average																					
[--]	37	36	1	0	0	0	0	0	0	0	0	0	0	0	0	0	0	0	0	21.4	26.5
7 Day Average																					
[--]	39	38	1	0	0	0	0	0	0	0	0	0	0	0	0	0	0	0	0	21.0	26.5
Total Vehicles																					
[--]	270	263	5	1	1	0	0	0	0	0	0	0	0	0	0	0	0	0	0	21	27




Virtual Week															
Mon	37	1	28	7	0	0	1	0	0	0	0	0	0	0	0
Tue	29	0	24	4	0	0	1	0	0	0	0	0	0	0	0
Wed	50	1	42	6	0	0	1	0	0	0	0	0	0	0	0
Thu	37	0	28	7	0	2	0	0	0	0	0	0	0	0	0
Fri	40	0	29	8	0	0	3	0	0	0	0	0	0	0	0
Sat	40	3	33	2	0	0	2	0	0	0	0	0	0	0	0
Sun	34	0	28	4	0	0	2	0	0	0	0	0	0	0	0
5 Day Average															
[--]	39	0	30	6	0	0	1	0	0	0	0	0	0	0	0
7 Day Average															
[--]	38	1	30	5	0	0	1	0	0	0	0	0	0	0	0
Total Vehicles															
[--]	267	5	212	38	0	2	10	0	0	0	0	0	0	0	0




Job Name/ Title										Site	1	Location																			
1/1/00;@										to	26 October 2022					Direction	Southbound					Penyworlod Farm, Penhow, Caldicot (51.6263987, -2.8488861)									
Time Period	Total Vehicles	Speed Bins													Speed Limit (PSL)		ACPO (SL1)		DfT (SL2)		Mean Speed	85%ile Speed									
		0-30	30-35	35-40	40-45	45-50	50-55	55-60	60-65	65-70	70-75	75-80	80-85	85-130	60	60	68	68	75	75											
Sunday, 1 January 1900																															
0000	0	0	0	0	0	0	0	0	0	0	0	0	0	0	0	0	0	0	0	0	-	-									
0100	0	0	0	0	0	0	0	0	0	0	0	0	0	0	0	0	0	0	0	0	0	-	-								
0200	0	0	0	0	0	0	0	0	0	0	0	0	0	0	0	0	0	0	0	0	0	-	-								
0300	0	0	0	0	0	0	0	0	0	0	0	0	0	0	0	0	0	0	0	0	0	-	-								
0400	0	0	0	0	0	0	0	0	0	0	0	0	0	0	0	0	0	0	0	0	0	-	-								
0500	0	0	0	0	0	0	0	0	0	0	0	0	0	0	0	0	0	0	0	0	0	-	-								
0600	0	0	0	0	0	0	0	0	0	0	0	0	0	0	0	0	0	0	0	0	0	-	-								
0700	3	3	0	0	0	0	0	0	0	0	0	0	0	0	0	0	0	0	0	0	0	25.1	-								
0800	4	4	0	0	0	0	0	0	0	0	0	0	0	0	0	0	0	0	0	0	0	19.3	-								
0900	3	3	0	0	0	0	0	0	0	0	0	0	0	0	0	0	0	0	0	0	0	20.9	-								
1000	9	8	1	0	0	0	0	0	0	0	0	0	0	0	0	0	0	0	0	0	0	20.6	-								
1100	6	6	0	0	0	0	0	0	0	0	0	0	0	0	0	0	0	0	0	0	0	22.4	-								
1200	2	1	1	0	0	0	0	0	0	0	0	0	0	0	0	0	0	0	0	0	0	28.5	-								
1300	3	2	1	0	0	0	0	0	0	0	0	0	0	0	0	0	0	0	0	0	0	27.5	-								
1400	2	2	0	0	0	0	0	0	0	0	0	0	0	0	0	0	0	0	0	0	0	16.8	-								
1500	2	1	1	0	0	0	0	0	0	0	0	0	0	0	0	0	0	0	0	0	0	26.9	-								
1600	2	2	0	0	0	0	0	0	0	0	0	0	0	0	0	0	0	0	0	0	0	8.9	-								
1700	1	1	0	0	0	0	0	0	0	0	0	0	0	0	0	0	0	0	0	0	0	21.7	-								
1800	0	0	0	0	0	0	0	0	0	0	0	0	0	0	0	0	0	0	0	0	0	-	-								
1900	0	0	0	0	0	0	0	0	0	0	0	0	0	0	0	0	0	0	0	0	0	-	-								
2000	0	0	0	0	0	0	0	0	0	0	0	0	0	0	0	0	0	0	0	0	0	-	-								
2100	0	0	0	0	0	0	0	0	0	0	0	0	0	0	0	0	0	0	0	0	0	-	-								
2200	0	0	0	0	0	0	0	0	0	0	0	0	0	0	0	0	0	0	0	0	0	-	-								
2300	0	0	0	0	0	0	0	0	0	0	0	0	0	0	0	0	0	0	0	0	0	-	-								
07-19	37	33	4	0	0	0	0	0	0	0	0	0	0	0	0	0	0	0	0	0	0	21.7	29.3								
06-22	37	33	4	0	0	0	0	0	0	0	0	0	0	0	0	0	0	0	0	0	0	21.7	29.3								
06-00	37	33	4	0	0	0	0	0	0	0	0	0	0	0	0	0	0	0	0	0	0	21.7	29.3								
00-00	37	33	4	0	0	0	0	0	0	0	0	0	0	0	0	0	0	0	0	0	0	21.7	29.3								

21 October 2022


0000	0	0	0	0	0	0	0	0	0	0	0	0	0	0	0	0	0	0	0	0	-	-
0100	0	0	0	0	0	0	0	0	0	0	0	0	0	0	0	0	0	0	0	0	-	-
0200	0	0	0	0	0	0	0	0	0	0	0	0	0	0	0	0	0	0	0	0	-	-
0300	0	0	0	0	0	0	0	0	0	0	0	0	0	0	0	0	0	0	0	0	-	-
0400	0	0	0	0	0	0	0	0	0	0	0	0	0	0	0	0	0	0	0	0	-	-
0500	0	0	0	0	0	0	0	0	0	0	0	0	0	0	0	0	0	0	0	0	-	-
0600	1	1	0	0	0	0	0	0	0	0	0	0	0	0	0	0	0	0	0	0	18.7	-
0700	4	3	1	0	0	0	0	0	0	0	0	0	0	0	0	0	0	0	0	0	22	-
0800	3	3	0	0	0	0	0	0	0	0	0	0	0	0	0	0	0	0	0	0	22	-
0900	7	5	2	0	0	0	0	0	0	0	0	0	0	0	0	0	0	0	0	0	25.3	-
1000	6	6	0	0	0	0	0	0	0	0	0	0	0	0	0	0	0	0	0	0	23	-
1100	3	3	0	0	0	0	0	0	0	0	0	0	0	0	0	0	0	0	0	0	16.8	-
1200	3	2	1	0	0	0	0	0	0	0	0	0	0	0	0	0	0	0	0	0	25.5	-
1300	2	2	0	0	0	0	0	0	0	0	0	0	0	0	0	0	0	0	0	0	25.6	-
1400	1	1	0	0	0	0	0	0	0	0	0	0	0	0	0	0	0	0	0	0	25.3	-
1500	4	3	1	0	0	0	0	0	0	0	0	0	0	0	0	0	0	0	0	0	28.4	-
1600	2	1	1	0	0	0	0	0	0	0	0	0	0	0	0	0	0	0	0	0	25.9	-
1700	2	2	0	0	0	0	0	0	0	0	0	0	0	0	0	0	0	0	0	0	18.2	-
1800	1	1	0	0	0	0	0	0	0	0	0	0	0	0	0	0	0	0	0	0	29.4	-
1900	1	0	1	0	0	0	0	0	0	0	0	0	0	0	0	0	0	0	0	0	31.9	-
2000	0	0	0	0	0	0	0	0	0	0	0	0	0	0	0	0	0	0	0	0	-	-
2100	0	0	0	0	0	0	0	0	0	0	0	0	0	0	0	0	0	0	0	0	-	-
2200	0	0	0	0	0	0	0	0	0	0	0	0	0	0	0	0	0	0	0	0	-	-
2300	0	0	0	0	0	0	0	0	0	0	0	0	0	0	0	0	0	0	0	0	-	-
07-19	38	32	6	0	0	0	0	0	0	0	0	0	0	0	0	0	0	0	0	0	23.8	30.3
06-22	40	33	7	0	0	0	0	0	0	0	0	0	0	0	0	0	0	0	0	0	23.9	30.8
06-00	40	33	7	0	0	0	0	0	0	0	0	0	0	0	0	0	0	0	0	0	23.9	30.8
00-00	40	33	7	0	0	0	0	0	0	0	0	0	0	0	0	0	0	0	0	0	23.9	30.8

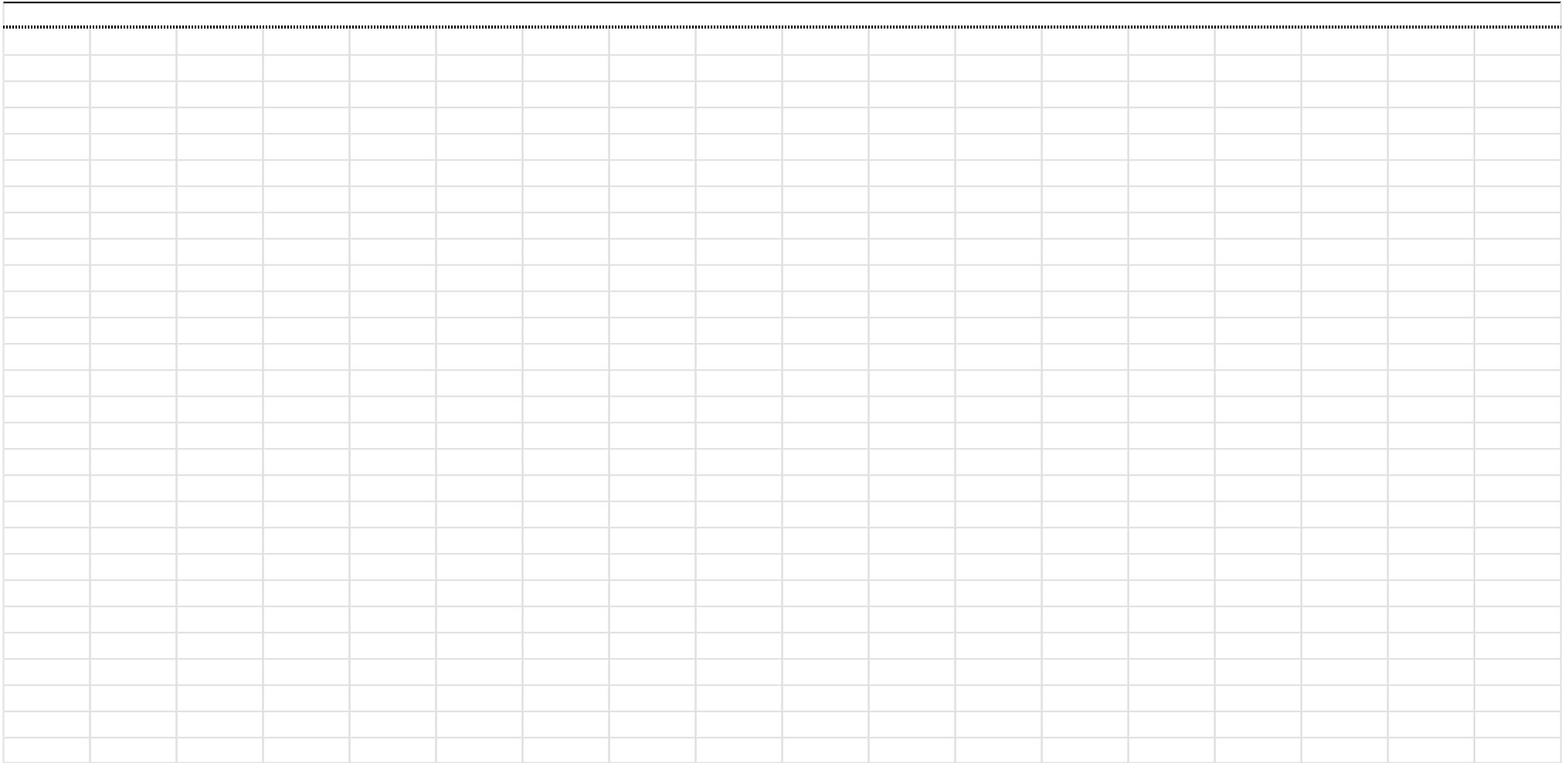


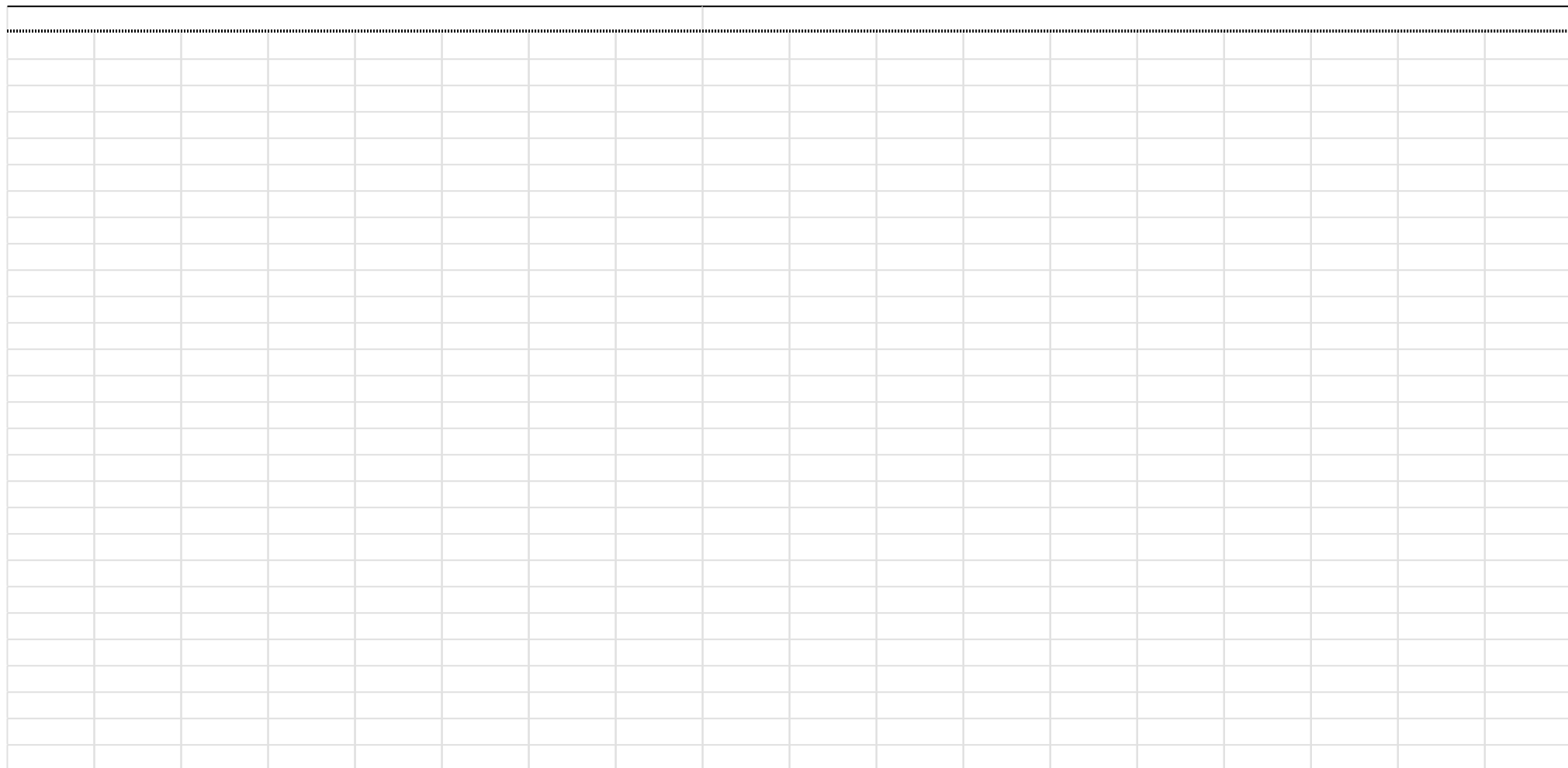


22 October 2022

0000	1	1	0	0	0	0	0	0	0	0	0	0	0	0	0	0	0	0	0	0	26.1	-
0100	1	1	0	0	0	0	0	0	0	0	0	0	0	0	0	0	0	0	0	0	24	-
0200	0	0	0	0	0	0	0	0	0	0	0	0	0	0	0	0	0	0	0	0	-	-
0300	0	0	0	0	0	0	0	0	0	0	0	0	0	0	0	0	0	0	0	0	-	-
0400	0	0	0	0	0	0	0	0	0	0	0	0	0	0	0	0	0	0	0	0	-	-
0500	0	0	0	0	0	0	0	0	0	0	0	0	0	0	0	0	0	0	0	0	-	-
0600	0	0	0	0	0	0	0	0	0	0	0	0	0	0	0	0	0	0	0	0	-	-
0700	2	2	0	0	0	0	0	0	0	0	0	0	0	0	0	0	0	0	0	0	25.5	-
0800	3	3	0	0	0	0	0	0	0	0	0	0	0	0	0	0	0	0	0	0	22.8	-
0900	3	3	0	0	0	0	0	0	0	0	0	0	0	0	0	0	0	0	0	0	22.2	-
1000	3	3	0	0	0	0	0	0	0	0	0	0	0	0	0	0	0	0	0	0	20.7	-
1100	3	3	0	0	0	0	0	0	0	0	0	0	0	0	0	0	0	0	0	0	23	-
1200	7	7	0	0	0	0	0	0	0	0	0	0	0	0	0	0	0	0	0	0	20.8	-
1300	3	3	0	0	0	0	0	0	0	0	0	0	0	0	0	0	0	0	0	0	28.4	-
1400	2	2	0	0	0	0	0	0	0	0	0	0	0	0	0	0	0	0	0	0	15.8	-
1500	2	2	0	0	0	0	0	0	0	0	0	0	0	0	0	0	0	0	0	0	16.7	-
1600	0	0	0	0	0	0	0	0	0	0	0	0	0	0	0	0	0	0	0	0	-	-
1700	3	3	0	0	0	0	0	0	0	0	0	0	0	0	0	0	0	0	0	0	23.8	-
1800	3	2	1	0	0	0	0	0	0	0	0	0	0	0	0	0	0	0	0	0	15.7	-
1900	3	3	0	0	0	0	0	0	0	0	0	0	0	0	0	0	0	0	0	0	20.5	-
2000	0	0	0	0	0	0	0	0	0	0	0	0	0	0	0	0	0	0	0	0	-	-
2100	1	1	0	0	0	0	0	0	0	0	0	0	0	0	0	0	0	0	0	0	25.4	-
2200	0	0	0	0	0	0	0	0	0	0	0	0	0	0	0	0	0	0	0	0	-	-
2300	0	0	0	0	0	0	0	0	0	0	0	0	0	0	0	0	0	0	0	0	-	-
07-19	34	33	1	0	0	0	0	0	0	0	0	0	0	0	0	0	0	0	0	0	21.5	27.2
06-22	38	37	1	0	0	0	0	0	0	0	0	0	0	0	0	0	0	0	0	0	21.5	26.5
06-00	38	37	1	0	0	0	0	0	0	0	0	0	0	0	0	0	0	0	0	0	21.5	26.5
00-00	40	39	1	0	0	0	0	0	0	0	0	0	0	0	0	0	0	0	0	0	21.7	26.3








23 October 2022

0000	0	0	0	0	0	0	0	0	0	0	0	0	0	0	0	0	0	0	0	0	-	-
0100	0	0	0	0	0	0	0	0	0	0	0	0	0	0	0	0	0	0	0	0	-	-
0200	0	0	0	0	0	0	0	0	0	0	0	0	0	0	0	0	0	0	0	0	-	-
0300	1	0	1	0	0	0	0	0	0	0	0	0	0	0	0	0	0	0	0	0	30.6	-
0400	0	0	0	0	0	0	0	0	0	0	0	0	0	0	0	0	0	0	0	0	-	-
0500	0	0	0	0	0	0	0	0	0	0	0	0	0	0	0	0	0	0	0	0	-	-
0600	0	0	0	0	0	0	0	0	0	0	0	0	0	0	0	0	0	0	0	0	-	-
0700	0	0	0	0	0	0	0	0	0	0	0	0	0	0	0	0	0	0	0	0	-	-
0800	3	3	0	0	0	0	0	0	0	0	0	0	0	0	0	0	0	0	0	0	17.9	-
0900	1	0	1	0	0	0	0	0	0	0	0	0	0	0	0	0	0	0	0	0	32.3	-
1000	1	1	0	0	0	0	0	0	0	0	0	0	0	0	0	0	0	0	0	0	16.5	-
1100	4	4	0	0	0	0	0	0	0	0	0	0	0	0	0	0	0	0	0	0	19.6	-
1200	7	7	0	0	0	0	0	0	0	0	0	0	0	0	0	0	0	0	0	0	14.6	-
1300	1	1	0	0	0	0	0	0	0	0	0	0	0	0	0	0	0	0	0	0	5.4	-
1400	3	3	0	0	0	0	0	0	0	0	0	0	0	0	0	0	0	0	0	0	20.5	-
1500	2	2	0	0	0	0	0	0	0	0	0	0	0	0	0	0	0	0	0	0	25.6	-
1600	4	4	0	0	0	0	0	0	0	0	0	0	0	0	0	0	0	0	0	0	22.4	-
1700	2	2	0	0	0	0	0	0	0	0	0	0	0	0	0	0	0	0	0	0	27.3	-
1800	3	3	0	0	0	0	0	0	0	0	0	0	0	0	0	0	0	0	0	0	20	-
1900	2	2	0	0	0	0	0	0	0	0	0	0	0	0	0	0	0	0	0	0	24.9	-
2000	0	0	0	0	0	0	0	0	0	0	0	0	0	0	0	0	0	0	0	0	-	-
2100	0	0	0	0	0	0	0	0	0	0	0	0	0	0	0	0	0	0	0	0	-	-
2200	0	0	0	0	0	0	0	0	0	0	0	0	0	0	0	0	0	0	0	0	-	-
2300	0	0	0	0	0	0	0	0	0	0	0	0	0	0	0	0	0	0	0	0	-	-
07-19	31	30	1	0	0	0	0	0	0	0	0	0	0	0	0	0	0	0	0	0	19.5	26.9
06-22	33	32	1	0	0	0	0	0	0	0	0	0	0	0	0	0	0	0	0	0	19.9	27
06-00	33	32	1	0	0	0	0	0	0	0	0	0	0	0	0	0	0	0	0	0	19.9	27
00-00	34	32	2	0	0	0	0	0	0	0	0	0	0	0	0	0	0	0	0	0	20.2	27.4

A large grid of graph paper with a dotted line at the top. The grid consists of 20 columns and 20 rows, forming a square shape. The top row is separated from the rest of the grid by a horizontal dotted line. The grid lines are thin and light gray, and the background is white.



24 October 2022

0000	0	0	0	0	0	0	0	0	0	0	0	0	0	0	0	0	0	0	0	0	-	-
0100	0	0	0	0	0	0	0	0	0	0	0	0	0	0	0	0	0	0	0	0	-	-
0200	0	0	0	0	0	0	0	0	0	0	0	0	0	0	0	0	0	0	0	0	-	-
0300	0	0	0	0	0	0	0	0	0	0	0	0	0	0	0	0	0	0	0	0	-	-
0400	0	0	0	0	0	0	0	0	0	0	0	0	0	0	0	0	0	0	0	0	-	-
0500	0	0	0	0	0	0	0	0	0	0	0	0	0	0	0	0	0	0	0	0	-	-
0600	0	0	0	0	0	0	0	0	0	0	0	0	0	0	0	0	0	0	0	0	-	-
0700	3	3	0	0	0	0	0	0	0	0	0	0	0	0	0	0	0	0	0	0	21.5	-
0800	5	5	0	0	0	0	0	0	0	0	0	0	0	0	0	0	0	0	0	0	24.4	-
0900	1	1	0	0	0	0	0	0	0	0	0	0	0	0	0	0	0	0	0	0	20.8	-
1000	5	5	0	0	0	0	0	0	0	0	0	0	0	0	0	0	0	0	0	0	24	-
1100	5	5	0	0	0	0	0	0	0	0	0	0	0	0	0	0	0	0	0	0	19.7	-
1200	2	2	0	0	0	0	0	0	0	0	0	0	0	0	0	0	0	0	0	0	18.3	-
1300	1	1	0	0	0	0	0	0	0	0	0	0	0	0	0	0	0	0	0	0	23.3	-
1400	3	2	0	1	0	0	0	0	0	0	0	0	0	0	0	0	0	0	0	0	24.5	-
1500	4	3	1	0	0	0	0	0	0	0	0	0	0	0	0	0	0	0	0	0	21.8	-
1600	3	3	0	0	0	0	0	0	0	0	0	0	0	0	0	0	0	0	0	0	22.4	-
1700	4	4	0	0	0	0	0	0	0	0	0	0	0	0	0	0	0	0	0	0	21.8	-
1800	1	1	0	0	0	0	0	0	0	0	0	0	0	0	0	0	0	0	0	0	23.8	-
1900	0	0	0	0	0	0	0	0	0	0	0	0	0	0	0	0	0	0	0	0	-	-
2000	0	0	0	0	0	0	0	0	0	0	0	0	0	0	0	0	0	0	0	0	-	-
2100	0	0	0	0	0	0	0	0	0	0	0	0	0	0	0	0	0	0	0	0	-	-
2200	0	0	0	0	0	0	0	0	0	0	0	0	0	0	0	0	0	0	0	0	-	-
2300	0	0	0	0	0	0	0	0	0	0	0	0	0	0	0	0	0	0	0	0	-	-
07-19	37	35	1	1	0	0	0	0	0	0	0	0	0	0	0	0	0	0	0	0	22.3	27.5
06-22	37	35	1	1	0	0	0	0	0	0	0	0	0	0	0	0	0	0	0	0	22.3	27.5
06-00	37	35	1	1	0	0	0	0	0	0	0	0	0	0	0	0	0	0	0	0	22.3	27.5
00-00	37	35	1	1	0	0	0	0	0	0	0	0	0	0	0	0	0	0	0	0	22.3	27.5

A large grid of empty cells, likely a spreadsheet or table, occupying the upper half of the page. The grid consists of 21 columns and 25 rows. The top row of the grid is separated from the rest of the page by a dotted line, and the entire grid is enclosed within a solid black border.


25 October 2022

0000	0	0	0	0	0	0	0	0	0	0	0	0	0	0	0	0	0	0	0	0	-	-
0100	0	0	0	0	0	0	0	0	0	0	0	0	0	0	0	0	0	0	0	0	-	-
0200	0	0	0	0	0	0	0	0	0	0	0	0	0	0	0	0	0	0	0	0	-	-
0300	0	0	0	0	0	0	0	0	0	0	0	0	0	0	0	0	0	0	0	0	-	-
0400	0	0	0	0	0	0	0	0	0	0	0	0	0	0	0	0	0	0	0	0	-	-
0500	0	0	0	0	0	0	0	0	0	0	0	0	0	0	0	0	0	0	0	0	-	-
0600	1	1	0	0	0	0	0	0	0	0	0	0	0	0	0	0	0	0	0	0	25.9	-
0700	4	4	0	0	0	0	0	0	0	0	0	0	0	0	0	0	0	0	0	0	16.9	-
0800	2	2	0	0	0	0	0	0	0	0	0	0	0	0	0	0	0	0	0	0	19.4	-
0900	2	2	0	0	0	0	0	0	0	0	0	0	0	0	0	0	0	0	0	0	21.4	-
1000	2	2	0	0	0	0	0	0	0	0	0	0	0	0	0	0	0	0	0	0	22.5	-
1100	2	1	1	0	0	0	0	0	0	0	0	0	0	0	0	0	0	0	0	0	25.6	-
1200	7	7	0	0	0	0	0	0	0	0	0	0	0	0	0	0	0	0	0	0	23.2	-
1300	2	2	0	0	0	0	0	0	0	0	0	0	0	0	0	0	0	0	0	0	22.2	-
1400	0	0	0	0	0	0	0	0	0	0	0	0	0	0	0	0	0	0	0	0	-	-
1500	2	2	0	0	0	0	0	0	0	0	0	0	0	0	0	0	0	0	0	0	23.4	-
1600	1	1	0	0	0	0	0	0	0	0	0	0	0	0	0	0	0	0	0	0	27.5	-
1700	1	1	0	0	0	0	0	0	0	0	0	0	0	0	0	0	0	0	0	0	28.5	-
1800	0	0	0	0	0	0	0	0	0	0	0	0	0	0	0	0	0	0	0	0	-	-
1900	2	2	0	0	0	0	0	0	0	0	0	0	0	0	0	0	0	0	0	0	28.5	-
2000	0	0	0	0	0	0	0	0	0	0	0	0	0	0	0	0	0	0	0	0	-	-
2100	1	1	0	0	0	0	0	0	0	0	0	0	0	0	0	0	0	0	0	0	19	-
2200	0	0	0	0	0	0	0	0	0	0	0	0	0	0	0	0	0	0	0	0	-	-
2300	0	0	0	0	0	0	0	0	0	0	0	0	0	0	0	0	0	0	0	0	-	-
07-19	25	24	1	0	0	0	0	0	0	0	0	0	0	0	0	0	0	0	0	0	22.2	26.8
06-22	29	28	1	0	0	0	0	0	0	0	0	0	0	0	0	0	0	0	0	0	22.7	27.3
06-00	29	28	1	0	0	0	0	0	0	0	0	0	0	0	0	0	0	0	0	0	22.7	27.3
00-00	29	28	1	0	0	0	0	0	0	0	0	0	0	0	0	0	0	0	0	0	22.7	27.3

A large grid of empty cells, likely for data entry or calculations. The grid consists of 22 columns and 27 rows. A dotted horizontal line is located at the top of the grid, approximately one-fifth of the way down the page. The grid is otherwise empty of any data or text.

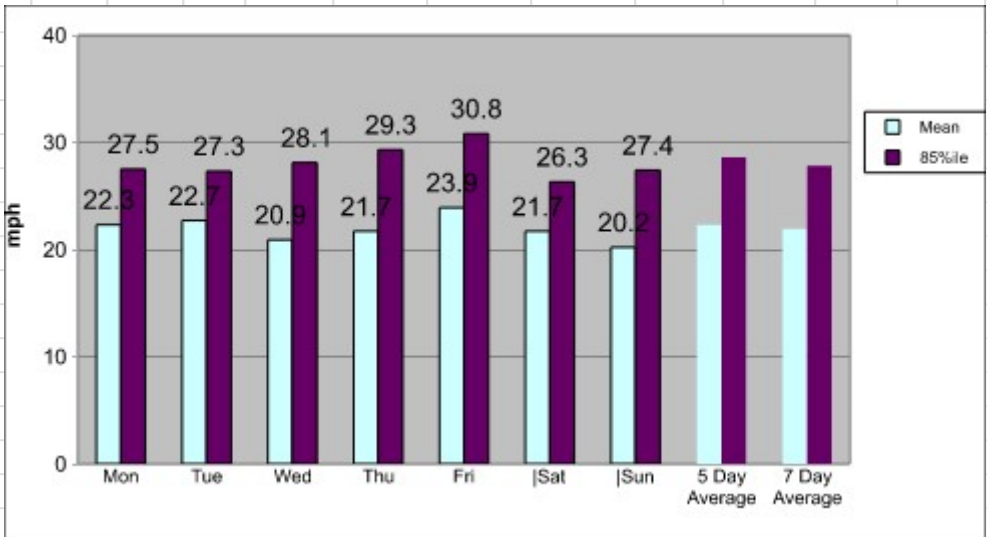
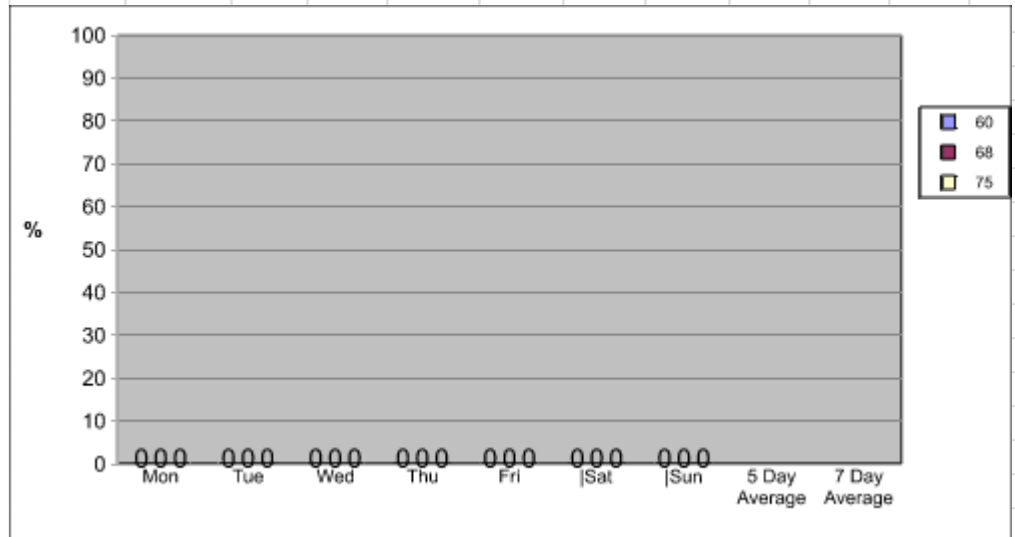
26 October 2022

0000	0	0	0	0	0	0	0	0	0	0	0	0	0	0	0	0	0	0	0	0	-	-
0100	0	0	0	0	0	0	0	0	0	0	0	0	0	0	0	0	0	0	0	0	-	-
0200	0	0	0	0	0	0	0	0	0	0	0	0	0	0	0	0	0	0	0	0	-	-
0300	0	0	0	0	0	0	0	0	0	0	0	0	0	0	0	0	0	0	0	0	-	-
0400	0	0	0	0	0	0	0	0	0	0	0	0	0	0	0	0	0	0	0	0	-	-
0500	0	0	0	0	0	0	0	0	0	0	0	0	0	0	0	0	0	0	0	0	-	-
0600	0	0	0	0	0	0	0	0	0	0	0	0	0	0	0	0	0	0	0	0	-	-
0700	5	4	1	0	0	0	0	0	0	0	0	0	0	0	0	0	0	0	0	0	23.2	-
0800	7	6	1	0	0	0	0	0	0	0	0	0	0	0	0	0	0	0	0	0	15.9	-
0900	3	3	0	0	0	0	0	0	0	0	0	0	0	0	0	0	0	0	0	0	14.4	-
1000	3	3	0	0	0	0	0	0	0	0	0	0	0	0	0	0	0	0	0	0	19.8	-
1100	3	3	0	0	0	0	0	0	0	0	0	0	0	0	0	0	0	0	0	0	20.2	-
1200	2	2	0	0	0	0	0	0	0	0	0	0	0	0	0	0	0	0	0	0	17.8	-
1300	2	2	0	0	0	0	0	0	0	0	0	0	0	0	0	0	0	0	0	0	21.8	-
1400	5	5	0	0	0	0	0	0	0	0	0	0	0	0	0	0	0	0	0	0	23.9	-
1500	8	8	0	0	0	0	0	0	0	0	0	0	0	0	0	0	0	0	0	0	21.4	-
1600	5	5	0	0	0	0	0	0	0	0	0	0	0	0	0	0	0	0	0	0	24.4	-
1700	1	1	0	0	0	0	0	0	0	0	0	0	0	0	0	0	0	0	0	0	26.6	-
1800	4	4	0	0	0	0	0	0	0	0	0	0	0	0	0	0	0	0	0	0	19.8	-
1900	1	1	0	0	0	0	0	0	0	0	0	0	0	0	0	0	0	0	0	0	28.9	-
2000	0	0	0	0	0	0	0	0	0	0	0	0	0	0	0	0	0	0	0	0	-	-
2100	1	1	0	0	0	0	0	0	0	0	0	0	0	0	0	0	0	0	0	0	29.1	-
2200	0	0	0	0	0	0	0	0	0	0	0	0	0	0	0	0	0	0	0	0	-	-
2300	0	0	0	0	0	0	0	0	0	0	0	0	0	0	0	0	0	0	0	0	-	-
07-19	48	46	2	0	0	0	0	0	0	0	0	0	0	0	0	0	0	0	0	0	20.6	26.4
06-22	50	48	2	0	0	0	0	0	0	0	0	0	0	0	0	0	0	0	0	0	20.9	28.1
06-00	50	48	2	0	0	0	0	0	0	0	0	0	0	0	0	0	0	0	0	0	20.9	28.1
00-00	50	48	2	0	0	0	0	0	0	0	0	0	0	0	0	0	0	0	0	0	20.9	28.1



Average Day																					
0000	0	0	0	0	0	0	0	0	0	0	0	0	0	0	0	0	0	0	0	26.1	-
0100	0	0	0	0	0	0	0	0	0	0	0	0	0	0	0	0	0	0	0	24	-
0200	0	0	0	0	0	0	0	0	0	0	0	0	0	0	0	0	0	0	0	-	-
0300	0	0	0	0	0	0	0	0	0	0	0	0	0	0	0	0	0	0	0	30.6	-
0400	0	0	0	0	0	0	0	0	0	0	0	0	0	0	0	0	0	0	0	-	-
0500	0	0	0	0	0	0	0	0	0	0	0	0	0	0	0	0	0	0	0	-	-
0600	0	0	0	0	0	0	0	0	0	0	0	0	0	0	0	0	0	0	0	22.3	-
0700	3	3	0	0	0	0	0	0	0	0	0	0	0	0	0	0	0	0	0	22	-
0800	4	4	0	0	0	0	0	0	0	0	0	0	0	0	0	0	0	0	0	19.9	-
0900	3	2	0	0	0	0	0	0	0	0	0	0	0	0	0	0	0	0	0	22.3	-
1000	4	4	0	0	0	0	0	0	0	0	0	0	0	0	0	0	0	0	0	21.6	-
1100	4	4	0	0	0	0	0	0	0	0	0	0	0	0	0	0	0	0	0	20.9	-
1200	4	4	0	0	0	0	0	0	0	0	0	0	0	0	0	0	0	0	0	20.5	-
1300	2	2	0	0	0	0	0	0	0	0	0	0	0	0	0	0	0	0	0	24	-
1400	2	2	0	0	0	0	0	0	0	0	0	0	0	0	0	0	0	0	0	21.6	-
1500	3	3	0	0	0	0	0	0	0	0	0	0	0	0	0	0	0	0	0	23.2	-
1600	2	2	0	0	0	0	0	0	0	0	0	0	0	0	0	0	0	0	0	22.1	-
1700	2	2	0	0	0	0	0	0	0	0	0	0	0	0	0	0	0	0	0	23.3	-
1800	2	2	0	0	0	0	0	0	0	0	0	0	0	0	0	0	0	0	0	20	-
1900	1	1	0	0	0	0	0	0	0	0	0	0	0	0	0	0	0	0	0	25.4	-
2000	0	0	0	0	0	0	0	0	0	0	0	0	0	0	0	0	0	0	0	-	-
2100	0	0	0	0	0	0	0	0	0	0	0	0	0	0	0	0	0	0	0	24.5	-
2200	0	0	0	0	0	0	0	0	0	0	0	0	0	0	0	0	0	0	0	-	-
2300	0	0	0	0	0	0	0	0	0	0	0	0	0	0	0	0	0	0	0	-	-
07-19	36	33	2	0	0	0	0	0	0	0	0	0	0	0	0	0	0	0	0	21.6	27.7
06-22	38	35	2	0	0	0	0	0	0	0	0	0	0	0	0	0	0	0	0	21.8	27.8
06-00	38	35	2	0	0	0	0	0	0	0	0	0	0	0	0	0	0	0	0	21.8	27.8
00-00	38	35	3	0	0	0	0	0	0	0	0	0	0	0	0	0	0	0	0	21.9	27.8

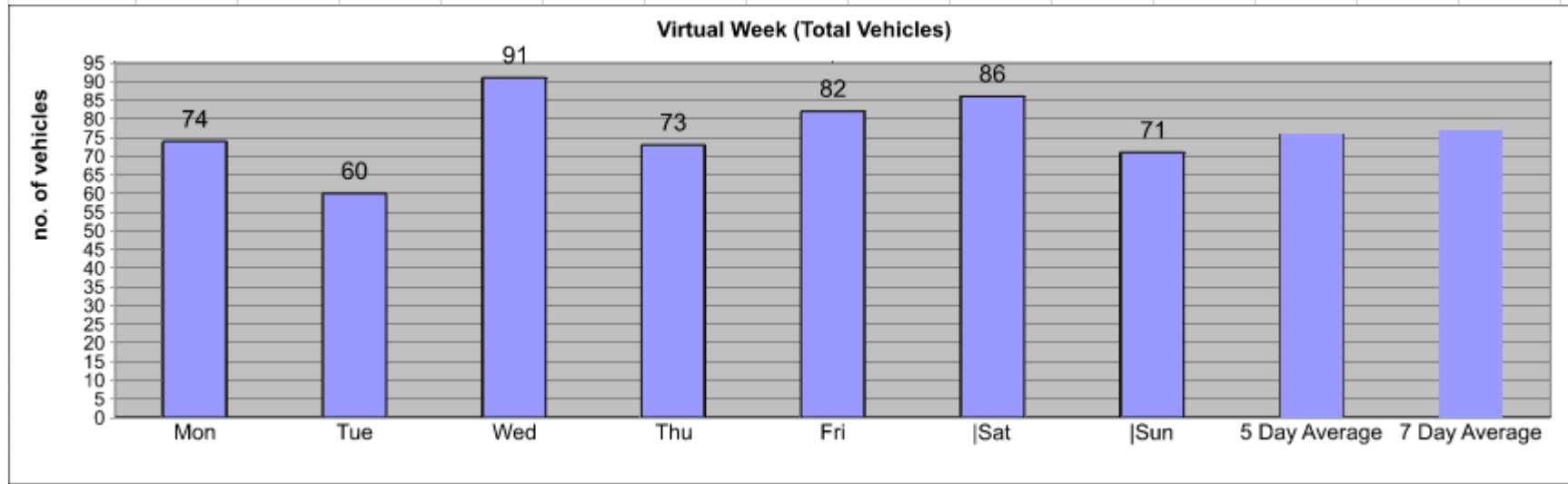
Virtual Week																					
Mon	37	35	1	1	0	0	0	0	0	0	0	0	0	0	0	0	0	0	0	22.3	27.5
Tue	29	28	1	0	0	0	0	0	0	0	0	0	0	0	0	0	0	0	0	22.7	27.3
Wed	50	48	2	0	0	0	0	0	0	0	0	0	0	0	0	0	0	0	0	20.9	28.1
Thu	37	33	4	0	0	0	0	0	0	0	0	0	0	0	0	0	0	0	0	21.7	29.3
Fri	40	33	7	0	0	0	0	0	0	0	0	0	0	0	0	0	0	0	0	23.9	30.8
Sat	40	39	1	0	0	0	0	0	0	0	0	0	0	0	0	0	0	0	0	21.7	26.3
Sun	34	32	2	0	0	0	0	0	0	0	0	0	0	0	0	0	0	0	0	20.2	27.4
5 Day Average																					
[--]	39	35	3	0	0	0	0	0	0	0	0	0	0	0	0	0	0	0	0	22.3	28.6
7 Day Average																					
[--]	38	35	3	0	0	0	0	0	0	0	0	0	0	0	0	0	0	0	0	21.9	27.8
Total Vehicles																					
[--]	267	248	18	1	0	0	0	0	0	0	0	0	0	0	0	0	0	0	0	21.9	27.8



23 October 2022

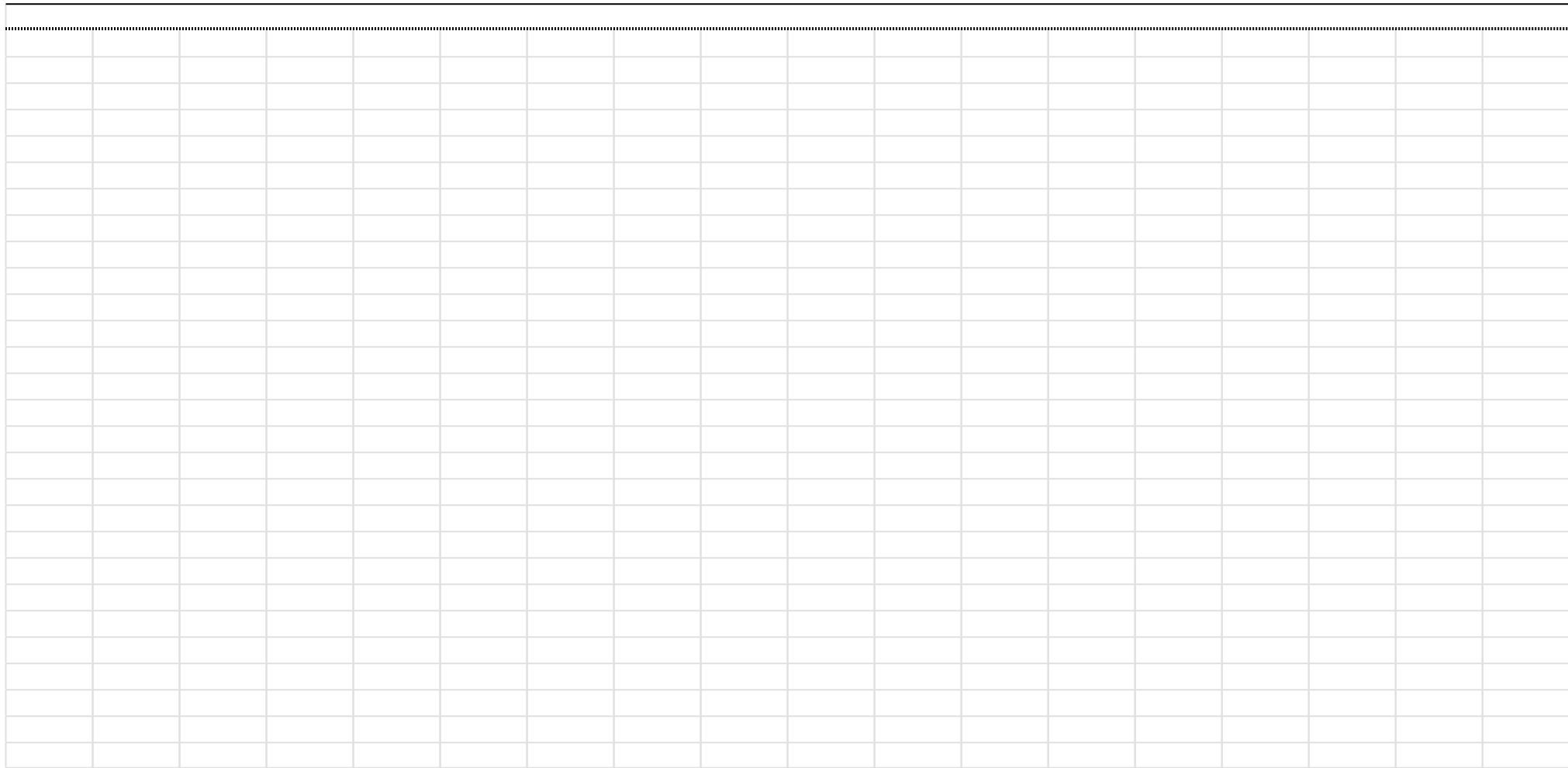
0000	0	0	0	0	0	0	0	0	0	0	0	0	0	0	0
0100	0	0	0	0	0	0	0	0	0	0	0	0	0	0	0
0200	0	0	0	0	0	0	0	0	0	0	0	0	0	0	0
0300	1	0	1	0	0	0	0	0	0	0	0	0	0	0	0
0400	0	0	0	0	0	0	0	0	0	0	0	0	0	0	0
0500	0	0	0	0	0	0	0	0	0	0	0	0	0	0	0
0600	0	0	0	0	0	0	0	0	0	0	0	0	0	0	0
0700	1	0	1	0	0	0	0	0	0	0	0	0	0	0	0
0800	5	0	3	1	0	0	1	0	0	0	0	0	0	0	0
0900	4	0	4	0	0	0	0	0	0	0	0	0	0	0	0
1000	5	0	4	1	0	0	0	0	0	0	0	0	0	0	0
1100	7	0	7	0	0	0	0	0	0	0	0	0	0	0	0
1200	14	0	12	1	0	0	1	0	0	0	0	0	0	0	0
1300	5	0	3	0	0	0	1	0	0	1	0	0	0	0	0
1400	5	0	5	0	0	0	0	0	0	0	0	0	0	0	0
1500	7	0	7	0	0	0	0	0	0	0	0	0	0	0	0
1600	8	0	8	0	0	0	0	0	0	0	0	0	0	0	0
1700	3	0	3	0	0	0	0	0	0	0	0	0	0	0	0
1800	4	0	3	1	0	0	0	0	0	0	0	0	0	0	0
1900	2	0	1	1	0	0	0	0	0	0	0	0	0	0	0
2000	0	0	0	0	0	0	0	0	0	0	0	0	0	0	0
2100	0	0	0	0	0	0	0	0	0	0	0	0	0	0	0
2200	0	0	0	0	0	0	0	0	0	0	0	0	0	0	0
2300	0	0	0	0	0	0	0	0	0	0	0	0	0	0	0
07-19	68	0	60	4	0	0	3	0	0	1	0	0	0	0	0
06-22	70	0	61	5	0	0	3	0	0	1	0	0	0	0	0
06-00	70	0	61	5	0	0	3	0	0	1	0	0	0	0	0
00-00	71	0	62	5	0	0	3	0	0	1	0	0	0	0	0

Virtual Week															
Mon	74	1	61	11	0	0	1	0	0	0	0	0	0	0	0
Tue	60	0	51	8	0	0	1	0	0	0	0	0	0	0	0
Wed	91	2	76	12	0	0	1	0	0	0	0	0	0	0	0
Thu	73	0	59	11	0	3	0	0	0	0	0	0	0	0	0
Fri	82	1	64	13	0	0	4	0	0	0	0	0	0	0	0
Sat	86	7	72	5	0	0	2	0	0	0	0	0	0	0	0
Sun	71	0	62	5	0	0	3	0	0	1	0	0	0	0	0
5 Day Average															
[--]	76	1	62	11	0	1	1	0	0	0	0	0	0	0	0
7 Day Average															
[--]	77	2	64	9	0	0	2	0	0	0	0	0	0	0	0
Total Vehicles															
[--]	537	11	445	65	0	3	12	0	0	1	0	0	0	0	0



21 October 2022

0000	0	0	0	0	0	0	0	0	0	0	0	0	0	0	0	0	0	0	0	0	-	-
0100	0	0	0	0	0	0	0	0	0	0	0	0	0	0	0	0	0	0	0	0	-	-
0200	0	0	0	0	0	0	0	0	0	0	0	0	0	0	0	0	0	0	0	0	-	-
0300	0	0	0	0	0	0	0	0	0	0	0	0	0	0	0	0	0	0	0	0	-	-
0400	0	0	0	0	0	0	0	0	0	0	0	0	0	0	0	0	0	0	0	0	-	-
0500	0	0	0	0	0	0	0	0	0	0	0	0	0	0	0	0	0	0	0	0	-	-
0600	1	1	0	0	0	0	0	0	0	0	0	0	0	0	0	0	0	0	0	0	18.7	-
0700	9	8	1	0	0	0	0	0	0	0	0	0	0	0	0	0	0	0	0	0	18.1	-
0800	4	4	0	0	0	0	0	0	0	0	0	0	0	0	0	0	0	0	0	0	22.4	-
0900	10	8	2	0	0	0	0	0	0	0	0	0	0	0	0	0	0	0	0	0	23.7	-
1000	11	11	0	0	0	0	0	0	0	0	0	0	0	0	0	0	0	0	0	0	21.9	26.4
1100	4	4	0	0	0	0	0	0	0	0	0	0	0	0	0	0	0	0	0	0	18.3	-
1200	8	6	2	0	0	0	0	0	0	0	0	0	0	0	0	0	0	0	0	0	23.2	-
1300	4	4	0	0	0	0	0	0	0	0	0	0	0	0	0	0	0	0	0	0	21.7	-
1400	4	4	0	0	0	0	0	0	0	0	0	0	0	0	0	0	0	0	0	0	21.5	-
1500	10	9	1	0	0	0	0	0	0	0	0	0	0	0	0	0	0	0	0	0	24.4	-
1600	6	5	1	0	0	0	0	0	0	0	0	0	0	0	0	0	0	0	0	0	23.8	-
1700	5	5	0	0	0	0	0	0	0	0	0	0	0	0	0	0	0	0	0	0	21.3	-
1800	3	3	0	0	0	0	0	0	0	0	0	0	0	0	0	0	0	0	0	0	26.6	-
1900	1	0	1	0	0	0	0	0	0	0	0	0	0	0	0	0	0	0	0	0	31.9	-
2000	1	1	0	0	0	0	0	0	0	0	0	0	0	0	0	0	0	0	0	0	29.9	-
2100	1	1	0	0	0	0	0	0	0	0	0	0	0	0	0	0	0	0	0	0	18.5	-
2200	0	0	0	0	0	0	0	0	0	0	0	0	0	0	0	0	0	0	0	0	-	-
2300	0	0	0	0	0	0	0	0	0	0	0	0	0	0	0	0	0	0	0	0	-	-
07-19	78	71	7	0	0	0	0	0	0	0	0	0	0	0	0	0	0	0	0	0	22.3	27.8
06-22	82	74	8	0	0	0	0	0	0	0	0	0	0	0	0	0	0	0	0	0	22.4	27.9
06-00	82	74	8	0	0	0	0	0	0	0	0	0	0	0	0	0	0	0	0	0	22.4	27.9
00-00	82	74	8	0	0	0	0	0	0	0	0	0	0	0	0	0	0	0	0	0	22.4	27.9




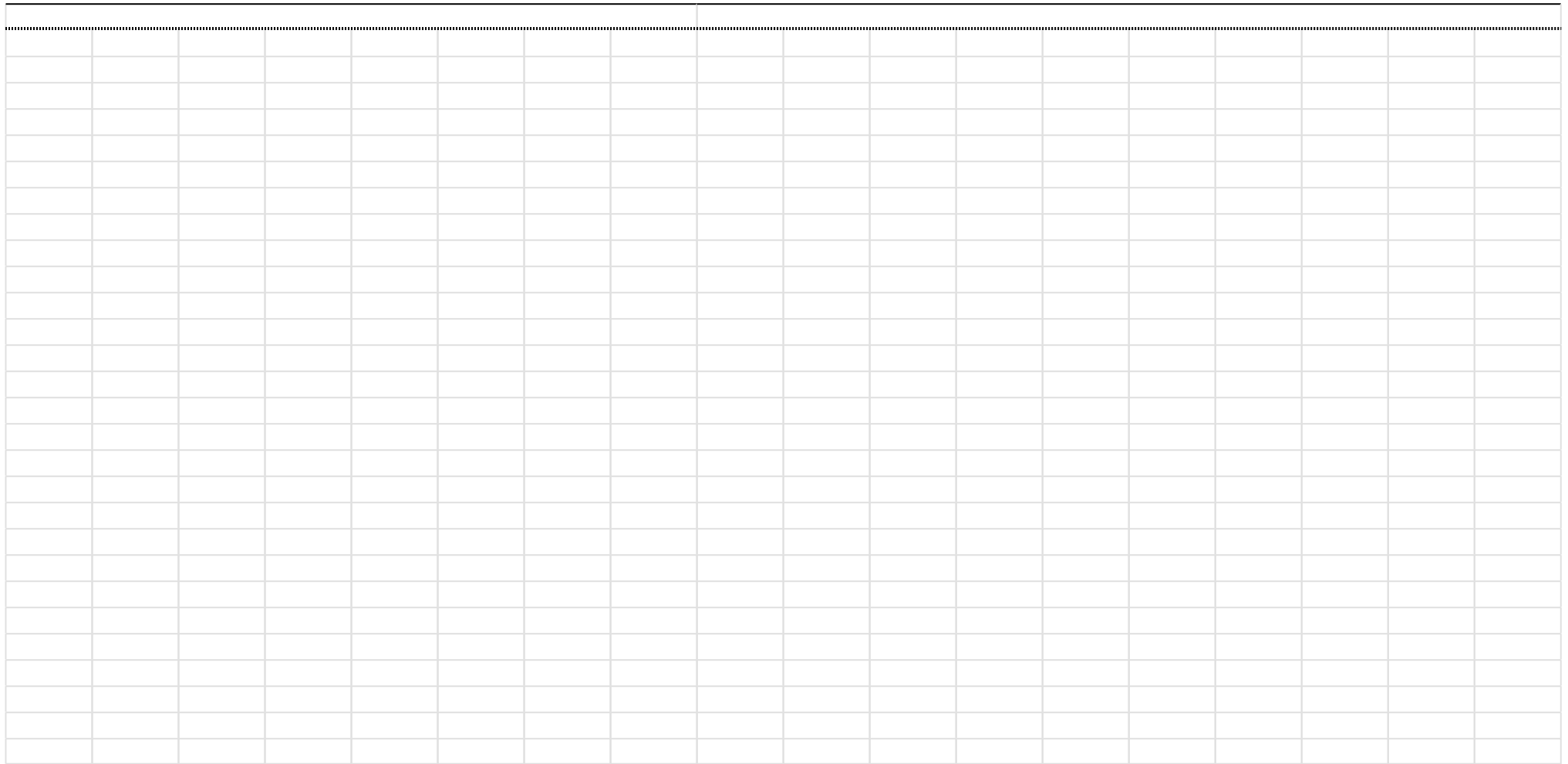
22 October 2022

0000	3	3	0	0	0	0	0	0	0	0	0	0	0	0	0	0	0	0	0	0	24.3	-
0100	3	3	0	0	0	0	0	0	0	0	0	0	0	0	0	0	0	0	0	0	20.6	-
0200	0	0	0	0	0	0	0	0	0	0	0	0	0	0	0	0	0	0	0	0	-	-
0300	0	0	0	0	0	0	0	0	0	0	0	0	0	0	0	0	0	0	0	0	-	-
0400	0	0	0	0	0	0	0	0	0	0	0	0	0	0	0	0	0	0	0	0	-	-
0500	0	0	0	0	0	0	0	0	0	0	0	0	0	0	0	0	0	0	0	0	-	-
0600	2	2	0	0	0	0	0	0	0	0	0	0	0	0	0	0	0	0	0	0	13.6	-
0700	3	3	0	0	0	0	0	0	0	0	0	0	0	0	0	0	0	0	0	0	22.3	-
0800	4	4	0	0	0	0	0	0	0	0	0	0	0	0	0	0	0	0	0	0	18.7	-
0900	7	7	0	0	0	0	0	0	0	0	0	0	0	0	0	0	0	0	0	0	24.4	-
1000	8	8	0	0	0	0	0	0	0	0	0	0	0	0	0	0	0	0	0	0	20.8	-
1100	7	7	0	0	0	0	0	0	0	0	0	0	0	0	0	0	0	0	0	0	21.3	-
1200	11	10	1	0	0	0	0	0	0	0	0	0	0	0	0	0	0	0	0	0	22	27.3
1300	7	7	0	0	0	0	0	0	0	0	0	0	0	0	0	0	0	0	0	0	22.5	-
1400	7	7	0	0	0	0	0	0	0	0	0	0	0	0	0	0	0	0	0	0	15.2	-
1500	8	7	0	1	0	0	0	0	0	0	0	0	0	0	0	0	0	0	0	0	23	-
1600	1	1	0	0	0	0	0	0	0	0	0	0	0	0	0	0	0	0	0	0	23.8	-
1700	5	5	0	0	0	0	0	0	0	0	0	0	0	0	0	0	0	0	0	0	22.8	-
1800	4	3	1	0	0	0	0	0	0	0	0	0	0	0	0	0	0	0	0	0	16.4	-
1900	3	3	0	0	0	0	0	0	0	0	0	0	0	0	0	0	0	0	0	0	20.5	-
2000	0	0	0	0	0	0	0	0	0	0	0	0	0	0	0	0	0	0	0	0	-	-
2100	1	1	0	0	0	0	0	0	0	0	0	0	0	0	0	0	0	0	0	0	25.4	-
2200	2	2	0	0	0	0	0	0	0	0	0	0	0	0	0	0	0	0	0	0	21.7	-
2300	0	0	0	0	0	0	0	0	0	0	0	0	0	0	0	0	0	0	0	0	-	-
07-19	72	69	2	1	0	0	0	0	0	0	0	0	0	0	0	0	0	0	0	0	21.1	27
06-22	78	75	2	1	0	0	0	0	0	0	0	0	0	0	0	0	0	0	0	0	21	26.7
06-00	80	77	2	1	0	0	0	0	0	0	0	0	0	0	0	0	0	0	0	0	21	26.6
00-00	86	83	2	1	0	0	0	0	0	0	0	0	0	0	0	0	0	0	0	0	21.1	26.9

23 October 2022

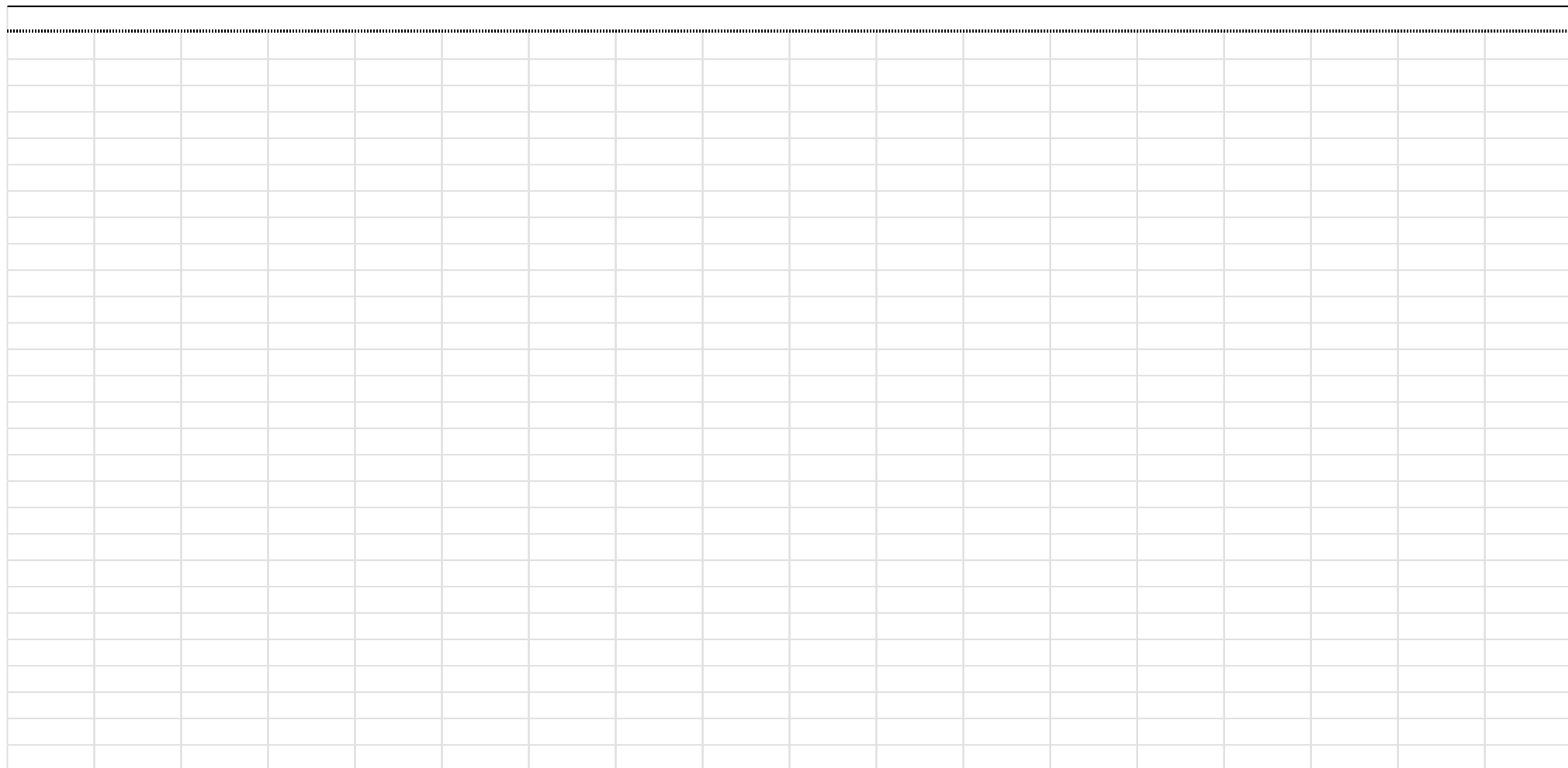
0000	0	0	0	0	0	0	0	0	0	0	0	0	0	0	0	0	0	0	0	0	-	-
0100	0	0	0	0	0	0	0	0	0	0	0	0	0	0	0	0	0	0	0	0	-	-
0200	0	0	0	0	0	0	0	0	0	0	0	0	0	0	0	0	0	0	0	0	-	-
0300	1	0	1	0	0	0	0	0	0	0	0	0	0	0	0	0	0	0	0	0	30.6	-
0400	0	0	0	0	0	0	0	0	0	0	0	0	0	0	0	0	0	0	0	0	-	-
0500	0	0	0	0	0	0	0	0	0	0	0	0	0	0	0	0	0	0	0	0	-	-
0600	0	0	0	0	0	0	0	0	0	0	0	0	0	0	0	0	0	0	0	0	-	-
0700	1	1	0	0	0	0	0	0	0	0	0	0	0	0	0	0	0	0	0	0	12.3	-
0800	5	5	0	0	0	0	0	0	0	0	0	0	0	0	0	0	0	0	0	0	19.9	-
0900	4	3	1	0	0	0	0	0	0	0	0	0	0	0	0	0	0	0	0	0	23.1	-
1000	5	5	0	0	0	0	0	0	0	0	0	0	0	0	0	0	0	0	0	0	21.1	-
1100	7	7	0	0	0	0	0	0	0	0	0	0	0	0	0	0	0	0	0	0	20.9	-
1200	14	14	0	0	0	0	0	0	0	0	0	0	0	0	0	0	0	0	0	0	15.3	25.9
1300	5	5	0	0	0	0	0	0	0	0	0	0	0	0	0	0	0	0	0	0	17	-
1400	5	5	0	0	0	0	0	0	0	0	0	0	0	0	0	0	0	0	0	0	20.9	-
1500	7	7	0	0	0	0	0	0	0	0	0	0	0	0	0	0	0	0	0	0	23.1	-
1600	8	8	0	0	0	0	0	0	0	0	0	0	0	0	0	0	0	0	0	0	20.2	-
1700	3	3	0	0	0	0	0	0	0	0	0	0	0	0	0	0	0	0	0	0	25.3	-
1800	4	4	0	0	0	0	0	0	0	0	0	0	0	0	0	0	0	0	0	0	20.5	-
1900	2	2	0	0	0	0	0	0	0	0	0	0	0	0	0	0	0	0	0	0	24.9	-
2000	0	0	0	0	0	0	0	0	0	0	0	0	0	0	0	0	0	0	0	0	-	-
2100	0	0	0	0	0	0	0	0	0	0	0	0	0	0	0	0	0	0	0	0	-	-
2200	0	0	0	0	0	0	0	0	0	0	0	0	0	0	0	0	0	0	0	0	-	-
2300	0	0	0	0	0	0	0	0	0	0	0	0	0	0	0	0	0	0	0	0	-	-
07-19	68	67	1	0	0	0	0	0	0	0	0	0	0	0	0	0	0	0	0	0	19.7	26.6
06-22	70	69	1	0	0	0	0	0	0	0	0	0	0	0	0	0	0	0	0	0	19.9	26.8
06-00	70	69	1	0	0	0	0	0	0	0	0	0	0	0	0	0	0	0	0	0	19.9	26.8
00-00	71	69	2	0	0	0	0	0	0	0	0	0	0	0	0	0	0	0	0	0	20	26.9






25 October 2022

0000	0	0	0	0	0	0	0	0	0	0	0	0	0	0	0	0	0	0	0	0	-	-
0100	0	0	0	0	0	0	0	0	0	0	0	0	0	0	0	0	0	0	0	0	-	-
0200	0	0	0	0	0	0	0	0	0	0	0	0	0	0	0	0	0	0	0	0	-	-
0300	0	0	0	0	0	0	0	0	0	0	0	0	0	0	0	0	0	0	0	0	-	-
0400	0	0	0	0	0	0	0	0	0	0	0	0	0	0	0	0	0	0	0	0	-	-
0500	0	0	0	0	0	0	0	0	0	0	0	0	0	0	0	0	0	0	0	0	-	-
0600	2	2	0	0	0	0	0	0	0	0	0	0	0	0	0	0	0	0	0	0	20.5	-
0700	6	6	0	0	0	0	0	0	0	0	0	0	0	0	0	0	0	0	0	0	18.8	-
0800	2	2	0	0	0	0	0	0	0	0	0	0	0	0	0	0	0	0	0	0	19.4	-
0900	3	3	0	0	0	0	0	0	0	0	0	0	0	0	0	0	0	0	0	0	23.1	-
1000	3	3	0	0	0	0	0	0	0	0	0	0	0	0	0	0	0	0	0	0	22.2	-
1100	7	6	1	0	0	0	0	0	0	0	0	0	0	0	0	0	0	0	0	0	23.2	-
1200	10	9	1	0	0	0	0	0	0	0	0	0	0	0	0	0	0	0	0	0	24	-
1300	5	5	0	0	0	0	0	0	0	0	0	0	0	0	0	0	0	0	0	0	21.1	-
1400	2	2	0	0	0	0	0	0	0	0	0	0	0	0	0	0	0	0	0	0	22.1	-
1500	5	5	0	0	0	0	0	0	0	0	0	0	0	0	0	0	0	0	0	0	25.4	-
1600	3	3	0	0	0	0	0	0	0	0	0	0	0	0	0	0	0	0	0	0	21	-
1700	3	3	0	0	0	0	0	0	0	0	0	0	0	0	0	0	0	0	0	0	24.9	-
1800	2	2	0	0	0	0	0	0	0	0	0	0	0	0	0	0	0	0	0	0	25.8	-
1900	4	3	1	0	0	0	0	0	0	0	0	0	0	0	0	0	0	0	0	0	28.9	-
2000	1	1	0	0	0	0	0	0	0	0	0	0	0	0	0	0	0	0	0	0	28.5	-
2100	2	2	0	0	0	0	0	0	0	0	0	0	0	0	0	0	0	0	0	0	23.5	-
2200	0	0	0	0	0	0	0	0	0	0	0	0	0	0	0	0	0	0	0	0	-	-
2300	0	0	0	0	0	0	0	0	0	0	0	0	0	0	0	0	0	0	0	0	-	-
07-19	51	49	2	0	0	0	0	0	0	0	0	0	0	0	0	0	0	0	0	0	22.7	26.6
06-22	60	57	3	0	0	0	0	0	0	0	0	0	0	0	0	0	0	0	0	0	23.1	27.2
06-00	60	57	3	0	0	0	0	0	0	0	0	0	0	0	0	0	0	0	0	0	23.1	27.2
00-00	60	57	3	0	0	0	0	0	0	0	0	0	0	0	0	0	0	0	0	0	23.1	27.2



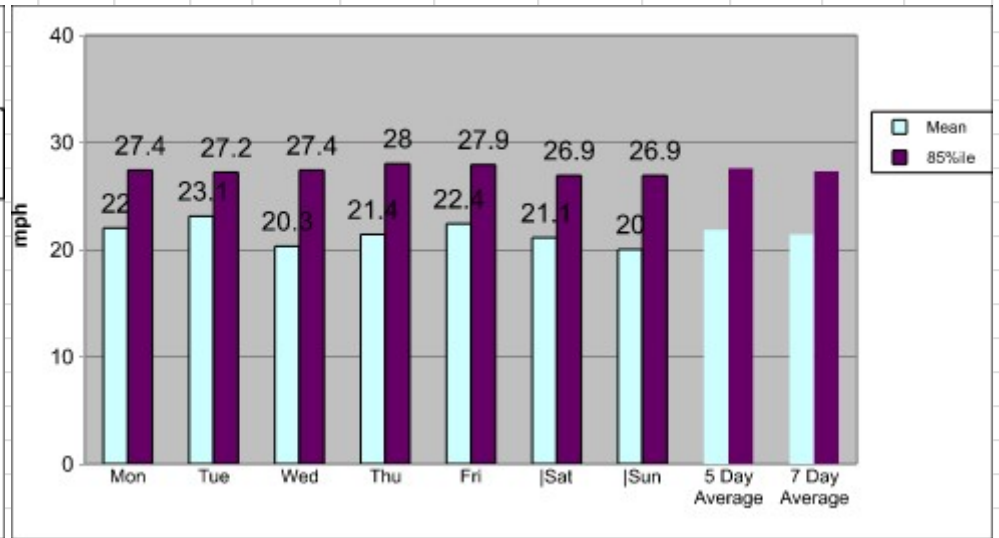
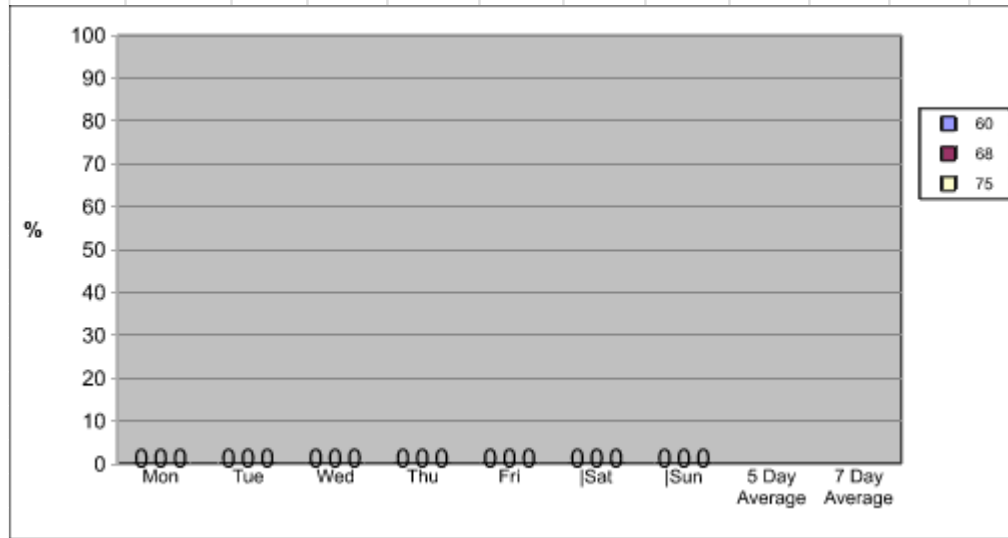


26 October 2022

0000	0	0	0	0	0	0	0	0	0	0	0	0	0	0	0	0	0	0	0	0	-	-
0100	1	1	0	0	0	0	0	0	0	0	0	0	0	0	0	0	0	0	0	0	19.6	-
0200	0	0	0	0	0	0	0	0	0	0	0	0	0	0	0	0	0	0	0	0	-	-
0300	1	0	1	0	0	0	0	0	0	0	0	0	0	0	0	0	0	0	0	0	33.4	-
0400	0	0	0	0	0	0	0	0	0	0	0	0	0	0	0	0	0	0	0	0	-	-
0500	0	0	0	0	0	0	0	0	0	0	0	0	0	0	0	0	0	0	0	0	-	-
0600	2	2	0	0	0	0	0	0	0	0	0	0	0	0	0	0	0	0	0	0	14.5	-
0700	7	6	1	0	0	0	0	0	0	0	0	0	0	0	0	0	0	0	0	0	22.6	-
0800	14	13	1	0	0	0	0	0	0	0	0	0	0	0	0	0	0	0	0	0	13.2	24.4
0900	4	4	0	0	0	0	0	0	0	0	0	0	0	0	0	0	0	0	0	0	15.1	-
1000	5	5	0	0	0	0	0	0	0	0	0	0	0	0	0	0	0	0	0	0	18.1	-
1100	5	5	0	0	0	0	0	0	0	0	0	0	0	0	0	0	0	0	0	0	18.2	-
1200	4	4	0	0	0	0	0	0	0	0	0	0	0	0	0	0	0	0	0	0	18.6	-
1300	5	5	0	0	0	0	0	0	0	0	0	0	0	0	0	0	0	0	0	0	21.6	-
1400	10	10	0	0	0	0	0	0	0	0	0	0	0	0	0	0	0	0	0	0	21.7	-
1500	10	10	0	0	0	0	0	0	0	0	0	0	0	0	0	0	0	0	0	0	21	-
1600	9	9	0	0	0	0	0	0	0	0	0	0	0	0	0	0	0	0	0	0	23.5	-
1700	4	3	0	0	1	0	0	0	0	0	0	0	0	0	0	0	0	0	0	0	28.5	-
1800	5	5	0	0	0	0	0	0	0	0	0	0	0	0	0	0	0	0	0	0	21.3	-
1900	2	2	0	0	0	0	0	0	0	0	0	0	0	0	0	0	0	0	0	0	29	-
2000	2	2	0	0	0	0	0	0	0	0	0	0	0	0	0	0	0	0	0	0	26.6	-
2100	1	1	0	0	0	0	0	0	0	0	0	0	0	0	0	0	0	0	0	0	29.1	-
2200	0	0	0	0	0	0	0	0	0	0	0	0	0	0	0	0	0	0	0	0	-	-
2300	0	0	0	0	0	0	0	0	0	0	0	0	0	0	0	0	0	0	0	0	-	-
07-19	82	79	2	0	1	0	0	0	0	0	0	0	0	0	0	0	0	0	0	0	19.8	26.2
06-22	89	86	2	0	1	0	0	0	0	0	0	0	0	0	0	0	0	0	0	0	20.2	27
06-00	89	86	2	0	1	0	0	0	0	0	0	0	0	0	0	0	0	0	0	0	20.2	27
00-00	91	87	3	0	1	0	0	0	0	0	0	0	0	0	0	0	0	0	0	0	20.3	27.4

Average Day																					
0000	0	0	0	0	0	0	0	0	0	0	0	0	0	0	0	0	0	0	0	24.3	-
0100	1	1	0	0	0	0	0	0	0	0	0	0	0	0	0	0	0	0	0	20.4	-
0200	0	0	0	0	0	0	0	0	0	0	0	0	0	0	0	0	0	0	0	-	-
0300	0	0	0	0	0	0	0	0	0	0	0	0	0	0	0	0	0	0	0	32	-
0400	0	0	0	0	0	0	0	0	0	0	0	0	0	0	0	0	0	0	0	-	-
0500	0	0	0	0	0	0	0	0	0	0	0	0	0	0	0	0	0	0	0	-	-
0600	1	1	0	0	0	0	0	0	0	0	0	0	0	0	0	0	0	0	0	16.6	-
0700	6	5	0	0	0	0	0	0	0	0	0	0	0	0	0	0	0	0	0	20.1	-
0800	7	6	0	0	0	0	0	0	0	0	0	0	0	0	0	0	0	0	0	18.2	-
0900	5	5	0	0	0	0	0	0	0	0	0	0	0	0	0	0	0	0	0	22.1	-
1000	8	7	0	0	0	0	0	0	0	0	0	0	0	0	0	0	0	0	0	21.4	-
1100	7	7	0	0	0	0	0	0	0	0	0	0	0	0	0	0	0	0	0	21.1	-
1200	8	7	1	0	0	0	0	0	0	0	0	0	0	0	0	0	0	0	0	20.6	-
1300	5	5	0	0	0	0	0	0	0	0	0	0	0	0	0	0	0	0	0	21.7	-
1400	6	6	0	0	0	0	0	0	0	0	0	0	0	0	0	0	0	0	0	20.7	-
1500	8	7	0	0	0	0	0	0	0	0	0	0	0	0	0	0	0	0	0	23	-
1600	5	5	0	0	0	0	0	0	0	0	0	0	0	0	0	0	0	0	0	21.2	-
1700	4	4	0	0	0	0	0	0	0	0	0	0	0	0	0	0	0	0	0	23.7	-
1800	3	3	0	0	0	0	0	0	0	0	0	0	0	0	0	0	0	0	0	21.8	-
1900	2	2	0	0	0	0	0	0	0	0	0	0	0	0	0	0	0	0	0	26.1	-
2000	1	1	0	0	0	0	0	0	0	0	0	0	0	0	0	0	0	0	0	27.9	-
2100	1	1	0	0	0	0	0	0	0	0	0	0	0	0	0	0	0	0	0	24.9	-
2200	0	0	0	0	0	0	0	0	0	0	0	0	0	0	0	0	0	0	0	21.7	-
2300	0	0	0	0	0	0	0	0	0	0	0	0	0	0	0	0	0	0	0	23.8	-
07-19	71	68	3	0	0	0	0	0	0	0	0	0	0	0	0	0	0	0	0	21.2	26.8
06-22	75	72	3	0	0	0	0	0	0	0	0	0	0	0	0	0	0	0	0	21.4	27.2
06-00	75	72	3	0	0	0	0	0	0	0	0	0	0	0	0	0	0	0	0	21.4	27.2
00-00	77	73	3	0	0	0	0	0	0	0	0	0	0	0	0	0	0	0	0	21.4	27.3

Virtual Week																					
Mon	74	72	1	1	0	0	0	0	0	0	0	0	0	0	0	0	0	0	0	22	27.4
Tue	60	57	3	0	0	0	0	0	0	0	0	0	0	0	0	0	0	0	0	23.1	27.2
Wed	91	87	3	0	1	0	0	0	0	0	0	0	0	0	0	0	0	0	0	20.3	27.4
Thu	73	69	4	0	0	0	0	0	0	0	0	0	0	0	0	0	0	0	0	21.4	28
Fri	82	74	8	0	0	0	0	0	0	0	0	0	0	0	0	0	0	0	0	22.4	27.9
Sat	86	83	2	1	0	0	0	0	0	0	0	0	0	0	0	0	0	0	0	21.1	26.9
Sun	71	69	2	0	0	0	0	0	0	0	0	0	0	0	0	0	0	0	0	20	26.9
5 Day Average																					
[-]	76	72	4	0	0	0	0	0	0	0	0	0	0	0	0	0	0	0	0	21.8	27.6
7 Day Average																					
[-]	77	73	3	0	0	0	0	0	0	0	0	0	0	0	0	0	0	0	0	21.4	27.3
Total Vehicles																					
[-]	537	511	23	2	1	0	0	0	0	0	0	0	0	0	0	0	0	0	0	21.4	27.3



Classification Schemes

Scheme F Classification Scheme (Non-metric)

Scheme F is an attempt to implement the FHWA's visual classification scheme as an axle-based classification scheme. This is one of several interpretations.

Class	Vehicle Type	No. of Axles	Axle spacing in feet				
			Axle 1 to 2	Axle 2 to 3	Axle 3 to 4	Axle 4 to 5	Axle 5 to 6
1	motorcycle	2	<6.0				
2	passenger car	2	6.0 - 10.0				
	car + 1 axle trailer	3	<10.0	10.0 - 18.0			
	car + 2 axle trailer	4	<10.0		<3.5		
3	pickup	2	10.0 - 15.0				
	pickup + 1 axle trailer	3	10.0 - 15.0	10.0 - 18.0			
	pickup + 2 axle trailer	4	10.0 - 15.0		<3.5		
	pickup + 3 axle trailer	5	9.9 - 15.0			<3.5	
4	bus	2	>20.0				
	bus	3	>19.0				
5	single unit truck - dual rear axle	2	14.9 - 20.0			<3.5	
6	3 axle truck	3		<18.0			
7	4 axle truck	4					
8	2S1	3		>18.0			
	2S2	4		>5.0	>3.5		
	3S1	4		<5.0	>10.0		
9	3S2	5		<6.1		3.5 - 8.0	
	5 axle combination	5					
10	6 axle combination	6			3.5 - 5.0		
	3S3	6					
11	2S1-2	5		>6.0			
12	3S1-2	6					>10.0
13	truck	7 or more					