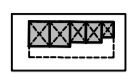





KEY SCHEDULE
REFUSE COLLECTION

-  DENOTES PAVED CONCRETE HARDSTANDING FOR COMMUNAL AND PRIVATE BIN STORE HOSTING REFUSE BINS TO SUIT LA REQUIREMENTS
 -  DENOTES TRAVEL DISTANCE AND ROUTE FOR RESIDENCE TO TRANSPORT WHEELED BINS TO KERB SIDE COLLECTION OR DEDICATED BACK OF KERB BIN COLLECTION AREAS.
 -  DENOTES TRAVEL DISTANCE AND ROUTE FOR REFUSE SERVICE COLLECTION
 -  DENOTES BIN COLLECTION POINT
- REFUSE PHILOSOPHY:**
INDIVIDUAL HOUSEHOLDS PLACE THEIR BINS OUT ONTO THE PAVEMENT TO THE FRONT OF THEIR HOMES ON COLLECTION DAY ACROSS THE MAJORITY OF THE SITE.
FOR PLOTS 1 - 6, A DEDICATED COLLECTION POINT HAS BEEN PROVIDED SO AS TO FALL WITHIN THE ASSUMED 25M LIMIT.
- 1 No. 170 LITRE **GREEN** WHEELED BIN FOR RESIDUAL WASTE
 - 1 No. 170 LITRE **ORANGE** GARDEN WASTE BIN
 - 1 No. RECYCLING BAG FOR PLASTIC / TINS
 - CARDBOARD RECYCLING
 - 1 No. RECYCLING BAG FOR CARDBOARD / PAPER.
 - 1No. 7 LITRE **BROWN** FOOD CADDY

Do not scale from this drawing. The users of this drawing shall check all dimensions & report all errors and omissions to LeTrucco Design. This drawing is copyright. It must not be copied, used or disclosed to third parties without prior permission of LeTrucco Design.

Revisions
REV. A, SEPT 24
CHANGES TO SUIT UPDATED SITE LAYOUT
REV. B, FEB. 25
CHANGES TO SUIT PLANNING CHANGES TO PLOTS 7 - 14.
ADDITIONAL SPOT LEVELS ADDED.

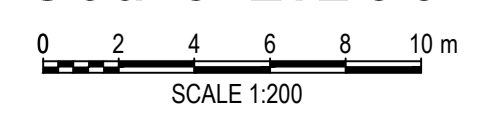
Drawing No	Revision	Scale	Date	Checked
LT2401.04.03	B	1:250 @ A1	Sept 24	KWL

Drawing Purpose
PLANNING

Client
Melim Homes / Willis

Job Title
Open Hearth, Ringland

REFUSE COLLECTION STRATEGY
Scale 1:200



LeTrucco design
ARCHITECTURE

Suite 7, 35 Stow Park Circle
Newport, NP20 4HF

Tel: 07710390800 / 07710390801
info@letruccodesign.co.uk
www.letruccodesign.co.uk