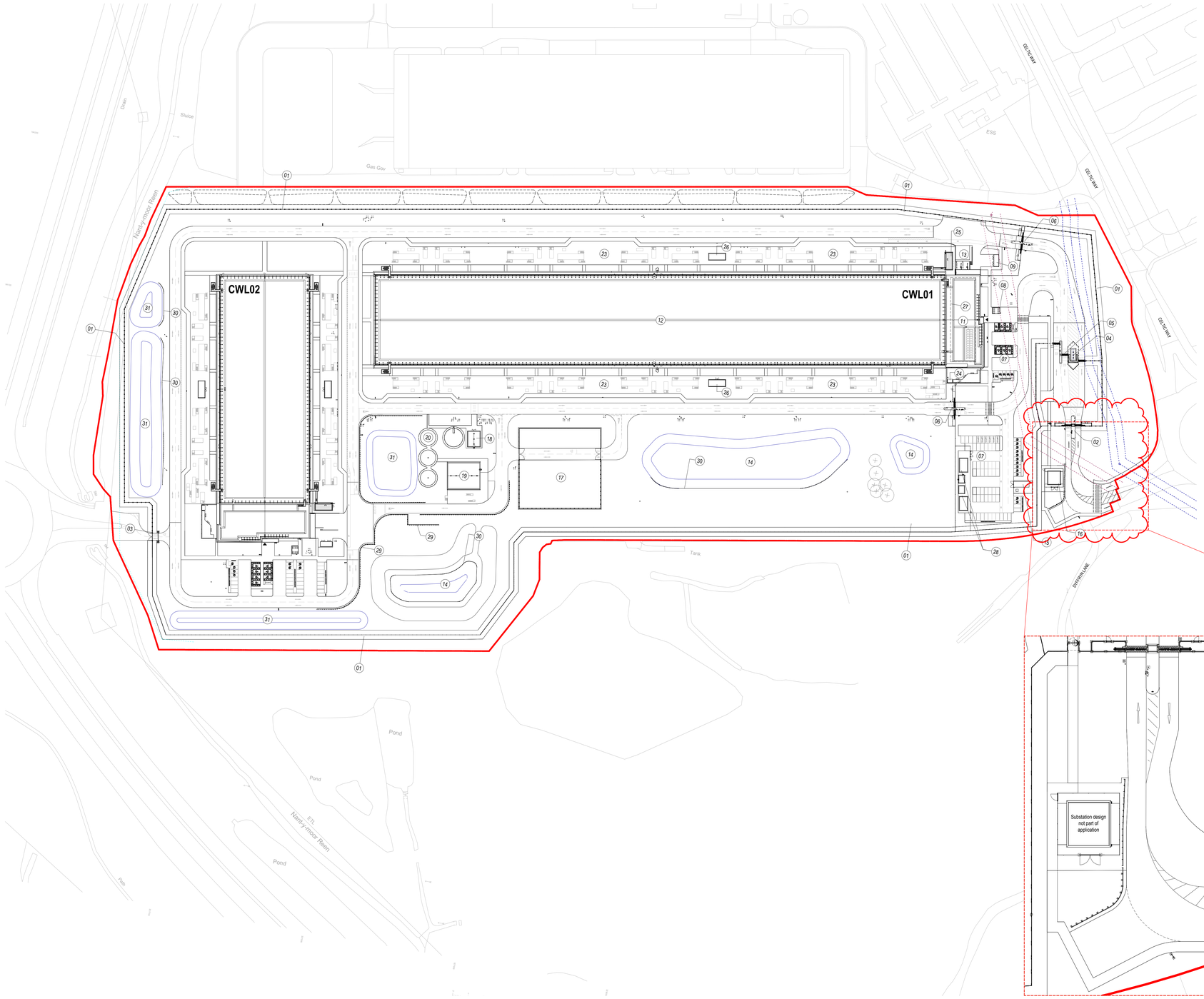

01 SITE - PROPOSED MASTER PLAN

SCALE: 1 : 1000

0m 20m 40m 60m 80m 100m

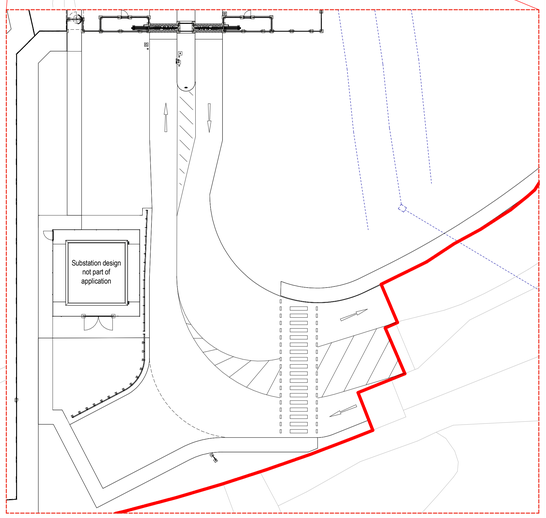

2 SITE - PROPOSED EASTERN ENTRANCE

SCALE: 1 : 300

SHEET NOTES

ALL VERTICAL DIMENSIONS ARE RELATIVE TO ASSOCIATED BUILDING SLAB LEVEL.

DO NOT SCALE FROM DRAWINGS.
ALL DISCREPANCIES TO BE REPORTED TO GENSLER ARCHITECTS IMMEDIATELY. ALL DIMENSIONS TO BE VERIFIED BY CONTRACTOR ON SITE PRIOR TO ANY WORKS.

A-B-11 SHEET NOTES

Sheet Note Number	Description
01	SECURITY FENCE AS PER FENCING PLAN
02	PRIMARY CAMPUS ENTRANCE
03	SECONDARY CAMPUS ENTRANCE
04	GUARD HOUSE
05	PRIMARY ENTRANCE BARRIERS
06	BACK OF HOUSE GATE
07	PARKING
08	BICYCLES
09	BIN STORE
11	CWL 01 ADMIN
12	CWL 01 DATA CENTRE
13	LOADING DOCK
14	ATTENUATION BASIN/POND
15	SEWER PUMP STATION
16	DAY 1 SUB-STATION
17	FUTURE PRIMARY SUBSTATION
18	SPRINKLER TANK AND PUMP ROOM
19	WATER TREATMENT BUILDING
20	WATER STORAGE TANKS
21	CWL 02 ADMIN
22	CWL 02 DATA CENTRE
23	GENERATOR YARD
24	SMOKE SHELTER
25	EXTERNAL PLANT ROOM
26	UMS / E-HOUSE
27	PV AREA TO ADMIN ROOF
28	TRANSFORMERS/ EHOUSES
29	ARMCO CRASH BARRIER EXT-301
30	SAFETY RAILING TO BASIN AND POND EDGE EXT-501
31	WET SWALE

LEGEND

- SITE BOUNDARY
- RETENTION BASIN/POND/SWALE
- EXISTING COMBINED SEWER TO BE DIVERTED OUTSIDE OF BOUNDARY
- EXISTING STORM WATER SEWER TO BE DIVERTED OUTSIDE OF BOUNDARY
- DIVERTED STORM WATER SEWER
- RETAINED EXISTING TREES

SCHEDULE OF APPROX AREAS	
SITE BOUNDARY (RED)	165,4798.00 m²
CWL01 GIA	24,735.00 m²
CWL02 GIA	10,230.00 m²

SCHEDULE OF PARKING	
OVERALL PARKING	121 spaces
ELECTRIC PARKING	22 spaces
ACCESSIBLE PARKING	13 spaces
CYCLE PARKING	40

NOTES:
1. POND SIZE AND POSITION AS ADVISED BY CIVIL ENGINEERS. REFER TO CIVIL ENGINEER'S DRAWINGS FOR DETAILS.
2. FOR SITE WIDE LEVELS AND DRAINAGE REFER TO CIVIL ENGINEER'S DRAWINGS.
3. FOR LIGHTING PROPOSALS REFER TO M+E ENGINEER'S DETAIL & SPECIFICATION.
4. FOR WHITE LINING REFER TO CIVIL ENGINEER'S INFORMATION & DRAWINGS.

As indicated@A0

RED
1 Lower Farm Barns
Bainton Road, Bucknell
Bicester OX27 7LT, UK
www.red-eng.com

t: +44-(1869)355600
f: +44-(1869)250777
e: oxfordcad@red-eng.com

Gensler
4 St Philip's Place
First Floor
Birmingham
B3 2SL
United Kingdom

Tel. +44 (0)121 260 1600

Microsoft

CWL01-02

Duffryn Lane Newport
NP10 8BE

Design Team

Design	GENSLER
Drawn	Gensler
Checked	JL
Date	23.06.26
Company Project No.	P-020340
M.S. Project No.	P-020340

Approvals

CUSTOMER	MICROSOFT	Date
Microsoft Design Manager	LEVI HOLLAND/ ALAN McKENZIE	
Microsoft Electrical Engineer	MARK GLEESON	
Microsoft Bas/Epms Engineer	GERARD CUNNIAM	
Microsoft Mechanical Engineer	ANDY LAYER	
CSA	PATRICK DONERTY/ ALAN ROHRAN/ PROKOPIS MAVRIDIS	
Telecom	JOJU PARUMANNIL / MARK KELLY	
Security Manager	DAVID BEADLE	
Environmental	DEIRDRE GORMAN	

PROJECT MANAGEMENT

		Date
Project Planner		
Project Manager		
Senior Project Manager		
Development Manager		
Project Manager		
Quality Control Reviewer		
Quality Control FF&E		

Revisions

No.	Date	Description
P01	31.08.23	PLANNING
P02	10.10.23	PLANNING
P03	18.10.23	PLANNING
P04	27.10.23	PLANNING
P05	07.03.24	PLANNING
P06	18.10.24	PLANNING
P07	04.04.25	PLANNING
P08	23.06.26	SITE ENTRANCE AMENDMENT

Registration

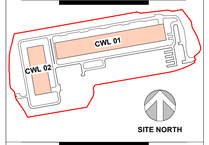

Bar Code

Sheet Title/Number

SITE - PROPOSED MASTER PLAN

CWL01-02-A-P-07

CWL01-02-A-P-07- P08

© Gensler 2022
All rights reserved, including but not limited to The Copyright, Design and Patents Act 1988