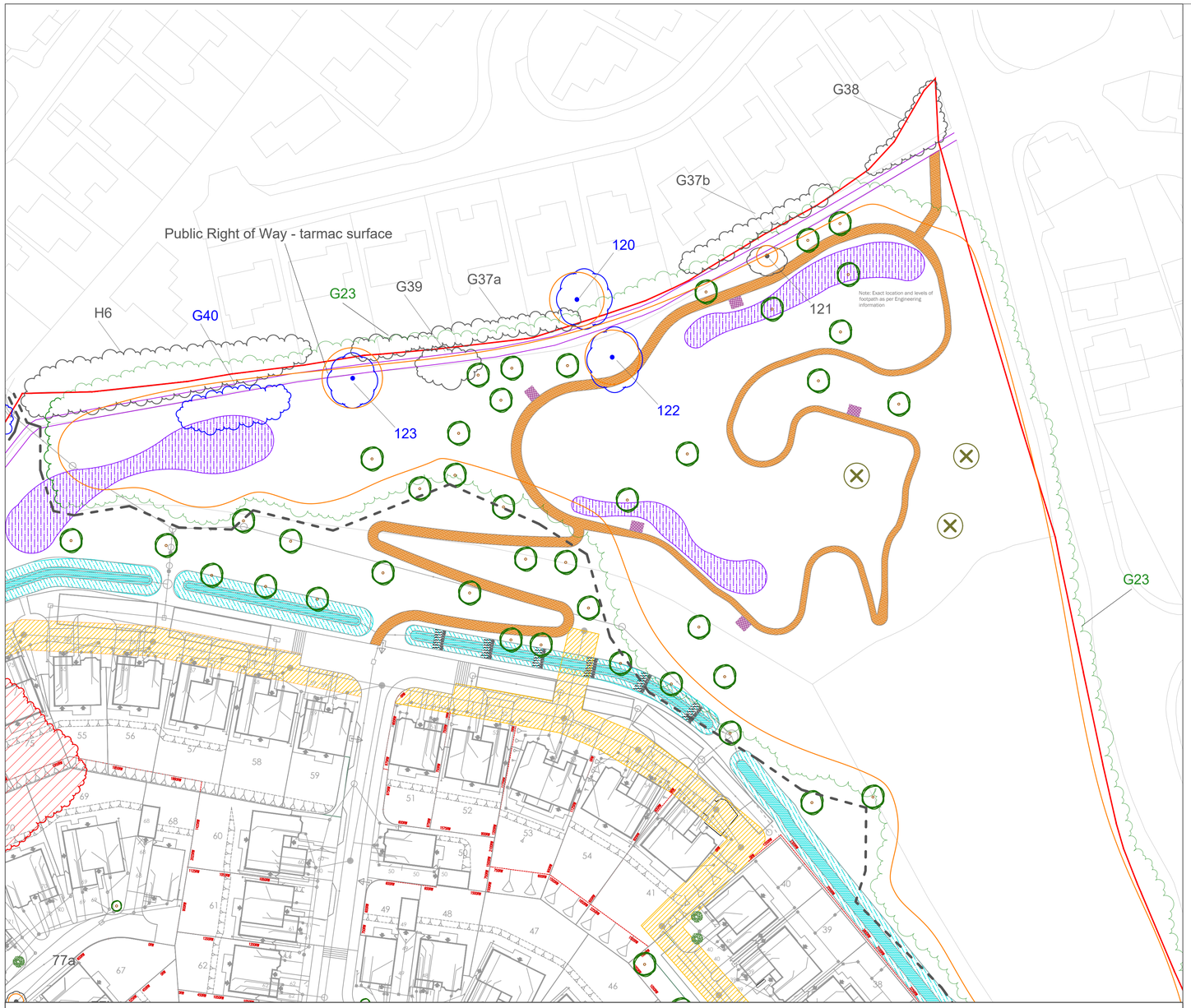

Tree Number	Tree Tag	Species	Preliminary Management Recommendations	Retention Category	Root Protection Area (m²)	Root Protection Radius (m)
1	NA	Common lime	None	B 2	113	6
G1	NA	Cherry laurel, Japanese spotted laurel, Pittosporum.	None	C 2	10	1.8
2	5042	Common lime	Fell to ground level, with replacement planting. Species and location to be agreed with Local Planning Authority	U	0	0
3	5043	Common lime	Fell to ground level, with replacement planting. Species and location to be agreed with Local Planning Authority	U	0	0
4	5044	Common lime	Fell to ground level, with replacement planting. Species and location to be agreed with Local Planning Authority	U	0	0
5	5045	Common lime	Remove basal epicormics and inspect base and lower stem.	B 1	137	6.6
6	463	Pedunculate oak	Access facilitation pruning may be required.	B 2,3	327	10.2
7	462	Common lime	Tip back lower branches to create 2.5-m ground clearance	B 2	14	2.1
8	464	Akin to Japanese cornelian cherry 'Kintoki'	Remove crossing and fractured stem and limb. Sever 1m ivy band.	C 1	18	2.4
G2	NA	Holly	None	C 2,3	7	1.5
G3	NA	Oval-leaved privet, hornbeam	Maintain shape through box pruning.	B 2	3	0.9
G4	5046-5051	Ornamental flowering cherry	Monitor health and structure every 3 years.	C 2	14	2.1
G5	NA	Irish yew, rhododendron, sweet bay, holly, variegated holly, apple, plum	Individual dominant shrubs and small trees could be selected for retention in order to improve the amenity value of the group.	C 2	14	2.1
9	466	Silver birch	None	B 2,3	55	4.2
10	467	Silver birch	None	B 2,3	191	7.8
11	5056	Cotoneaster Sp.	None	C 2	14	2.1
12	5057	Goat willow	Fell to ground level	U	0	0
13	5058	Holly	None	C 2,3	14	2.1
G6	NA	Leyland cypress, Mexican orange blossom, apple, smoke bush	None	C 2	7	1.5
14	5059	Judas tree	Fell to ground level	U	5	1.2
15	NA	Leyland cypress	None	B 2	72	4.8
G7	NA	Orchard consisting of mixed fruit trees	Sever ivy and other climbers.	B 2,3	41	3.6
16	5060	Ornamental flowering cherry	Consider removal	C 2	41	3.6
17	1381	Noble fir	Remove lower dead branches and sever ivy	C 2	55	4.2
G8	NA	Hazel, holly, myrobalan plum, Japanese spotted laurel	Remove suckers if retained	C 2,3	7	1.5
Stump	NA	Goat willow	Treat with glyphosate-based herbicide in accordance with manufacturers instruction, to cease regrowth	U	0	0
G9	NA	Cherry laurel	None	C 2	5	1.2
18	468	Horse chestnut	None	B 2	137	6.6
19	1382	Holly	Fell to ground level	U	0	0
20	1383	Downy birch	None	C 2,3	23	2.7
21	1385	Beech	Consider removal of tree 20 to provide space for this tree' s crown to develop	B 1,3	10	1.8
G10	NA	Lawson cypress	Consider removal in light of issues in relation to High Hedges Act	C 2	41	3.6
22	1386	Holly	None	B 2,3	34	3.3
G11	NA	Goat willow, cherry laurel, Himalayan honeysuckle, hazel	Consider removal	C 2	10	1.8
G12	NA	Yew	Prune leaders to promote dense lower growth.	C 2,3	3	0.9
23	1387	Pear	If retained, undertake renovation pruning and remove deadwood	C 2,3	28	3
24	471	Pedunculate oak	Remove deadwood	A 2,3	102	5.7
25	472	Lawson cypress	Consider removal in favour of oak tree T24, to allow its crown to develop unhindered	B 1,2	113	6
G13	NA	Ash, Lawson cypress with juvenile foliage, variegated holly, Wilson's honeysuckle, hazel, holly	Ash (Tag 1388) - fell to ground level and treat stump with herbicide in accordance with manufacturers instruction, to cease regrowth.	C 2,3	10	1.8
26	1389	Pear	Fell to ground level	U	0	0
27	1390	Holly	None	C 2,3	14	2.1
G14	NA	Lawson cypress	Consider removal and replacement with better performing trees more suitable to a development.	C 2	41	3.6
28	1392	Red oak	Reduce crown by 3-m distally	C 2	23	2.7
29	1391	Red oak	None	B 2	34	3.3
G15	475	Lawson cypress	Monitor structural issues annually, if retained	B 2	125	6.3
30	473	Pedunculate oak	Reduce crown by 2-m distally	B 2,3	102	5.7
31	474	Common lime	Monitor structural issues annually, if retained	B 2	137	6.6
32	476	Lawson cypress	If retained, install a two-way cable bracing system	B 2	163	7.2
33	1393	Sessile oak	Remove deadwood	B 2,3	102	5.7
G16	NA	Irish yew	None	C 2	3	0.9
34	1394	Norway maple	None	B 2	18	2.4
35	1395	Norway maple	None	B 2	18	2.4
36	1396	White willow	Consider removal in high target occupancy housing areas.	C 3	48	3.9
37	1397	Holly	None	C 2,3	7	1.5
38	1398	Common walnut	Monitor health annually	B 1,2	18	2.4
G17	NA	Lime sp	Monitor compression fork on tree, to east end of row	B 2	28	3
39	1399	Tulip tree	Built up area that would require very careful demolition and then the use of a large tree spade and guying system to support it. Likely to cause to much root disturbance. Fast growing species that could be replaced through planting several elsewhere in wider open spaces. Use at least extra heavy standards 14-16cm	B 1,2	34	3.3
G18	1400, 2281, 2282, 2283	Himalayan birch	May require access facilitation pruning	B 2	18	2.4
G19	NA	Norway maple	Investigate rooting pit and improve rooting space if required and retained.	C 2	5	1.2
40	2284	Ornamental flowering cherry	None	C 2	7	1.5
41	2288	Himalayan birch	May require access facilitation pruning	B 2	14	2.1
42	2287	Himalayan birch	May require access facilitation pruning	B 2	28	3
43	2289	Sessile oak	Fell to ground level	U	72	4.8
44	2290	Sessile oak	Remove deadwood over target	B 2,3	113	6
45	2291	Sessile oak	May require access facilitation pruning. Remove deadwood over target.	B 2,3	163	7.2
46	2292	Goat willow	If retained, coppice.	C 3	28	3
47	2293	Sessile oak	Remove deadwood over target	B 2,3	137	6.6
48	2294	Sessile oak	Remove deadwood and reduce lateral limb formed at 4-m AGL to the site side by 3-m distally.	B 2,3	163	7.2
49	2295	Sessile oak	End weight reduction pruning to reduce loading, by 5-m distally	B 2,3	163	7.2
50	2296	Sessile oak	End weight reduction loading by 3-m distally	B 2,3	125	6.3
51	2297	Ash	Monitor effect on wall every 2 years	B 2,3	55	4.2
G20	NA	Ash	Thin to favour better formed specimens and remove those with symptoms of Ash dieback disease (*Hymenoscyphus fraxineus*)	C 2,3	7	1.5
G21	NA	Cherry laurel	Treat Japanese knotweed with glyphosate-based herbicide in accordance with industry best practice and Manufacturers' instructions.	C 2	7	1.5
52	2298	Cherry 'Kanzan'	Fell to ground level	U	0	0
G22	NA	Ornamental flowering cherry x 4	None	C 2	10	1.8
G23	NA	Ash, oak, sycamore, holly, hawthorn, goat willow, Norway spruce, hazel, lime, mulberry, European larch, Lawson cypress, black pine, Douglas fir, beech, cedar, wellingtonia, birch, coastal redwood, weeping willow	Woodland management plan required.	A 1,2,3	452	12
G24	NA	Chanticleer pear	Investigate rooting pit and improve rooting space if required and retained	B 2	23	2.7
G25	NA	Hornbeam, ornamental flowering cherry, pear	Investigate rooting pit and improve rooting space if required and retained	C 2	10	1.8
53	2299	Deodar cedar	Consider impact of changing wind dynamics and use of cable / propping bracing system once a layout is known.	A 1,2	222	8.4
H1	NA	Yew with a section of Escallonia rubra 'Macrantha'	Maintain box cutting	B 1	5	1.2
54	2300	Himalayan birch	None	B 2	10	1.8
H2	NA	Box	Continue formal pruning	B 1	3	0.9
55a, 55b	NA	Box	Continue formal pruning	B 1	5	1.2
56	1641	Variegated holly	Fell to ground level	U	0	0
57	1642	Variegated holly	Fell to ground level	U	0	0
58	1643	Variegated holly	Monitor crown health annually	B 2	55	4.2

Tree Number	Tree Tag	Species	Preliminary Management Recommendations	Retention Category	Root Protection Area (m²)	Root Protection Radius (m)
60	429	Common lime	May require access facilitation pruning	A 2	290	9.6
61	430	Silver birch	May require access facilitation pruning	C 2,3	48	3.9
62	1644	Silver birch	None	B 2,3	82	5.1
63	432	Silver birch	None	C 2,3	23	2.7
64	434	Young' s weeping birch	None	C 2	34	3.3
65	1645	Young' s weeping birch	None	C 2	28	3
66	428	Lawson cypress var	Consider removal if its near housing	C 2	72	4.8
67	1646	Weeping birch	Consider removal	C 2	48	3.9
68	426	Western catalpa	None	B 1,2	48	3.9
69	1647	Pedunculate oak	None	B 2,3	28	3
70	1648	Pedunculate oak	None	B 2,3	14	2.1
71	1649	Pedunculate oak	None	B 2,3	10	1.8
72	425	Silver birch akin to var. 'Obelisk'	None	B 2,3	48	3.9
73	1650	Silver maple	Monitor decay and crown structure every 3 years.	B 2	125	6.3
74	422	Akin to Stone pine	None	C 2	55	4.2
75	421	Akin to Stone pine	None	C 2	55	4.2
76	1651	Small-leaved lime	May require access facilitation pruning	A 2	222	8.4
G26	NA	Italian cypress var.	None	C 2	3	1.2
G27	NA	Ornamental flowering cherry, Himalayan birch, hornbeam	None	C 2	3	0.9
77a, 77b	NA	Weeping cherry	Investigate rooting pit and improve rooting space if required	C 2	7	1.5
G28	NA	Hornbeam	Investigate rooting pit and improve rooting space if required	C 2	10	1.8
78a	451	Hybrid black poplar	Fell to ground level and replace with better performing species	U	0	0
78b	450	Hybrid black poplar	Fell to ground level and replace with better performing species	U	0	0
79	449	Small-leaved lime	Remove lower stem epicormics.	B 2	48	3.9
80	448	Horse chestnut '*Flore Pleno*'	Fell and consider replacement and retention of memorial plaque.	U	0	0
G29	NA	Chanticleer pear	None	C 2	23	2.7
81	1652	Himalayan birch	Monitor fork structure every 3 years	C 2	10	1.8
G30	NA	Myrobalan plum, Himalayan birch, scarlet oak, Southern evergreen magnolia	G30A - PERSIAN IRONWOOD (*PARROTIA PERSICA*) YEM SHRUB. MANUAL TRANSPLANTING, KEEP PRUNING TO A MINIMUM & PLANT IN FULL SUN.	C 2	10	1.8
H3	NA	Cherry laurel, dwarf conifer, yucca, firethorn, variegated holly	Maintain shape through pruning.	C 2	5	1.2
82	418	Horse chestnut	Monitor health annually	B 2	102	5.7
G31	417, 1653, 1654, 1657	Horse chestnut, Norway maple, false acacia, cherry-crab	None	C 2	10	1.8
83	416	False acacia	Fell to ground level	U	0	0
84	415	Poplar sp	Fell to ground level	U	0	0
G32	NA	Hornbeam, cherry	Investigate rooting pit and improve rooting space if required and retained	C 1	7	1.5
85	411	Apple	If retained undertake renovation pruning	C 2,3	55	4.2
86	414	Apple	Consider removal	C 2,3	18	2.4
87	412	Apple	If retained undertake renovation pruning	C 1,3	28	3
88	413	Apple	Renovation pruning and target prune fractured limb	C 2,3	48	3.9
89	1658	Fern-leaved beech	None	A 1,2	150	6.9
90	409	Foxglove tree	Reduce the crown by 3-m distally and remove all deadwood.	B 1, 2	0	0
91	405	Black mulberry	Not deemed suitable for retention in a high target occupancy setting.	U	137	6.6
92	404	Common walnut	Branches may need to be temporarily tied up or back for access of machinery.	A 1,2	177	7.5
93	479	Magnolia	Fell to ground level	U	0	0
G33	NA	Beech, Himalayan birch, sweet chestnut, Swamp cypress, fastigiate ornamental cherry	None	B 2	28	3
94	4541	Lawson cypress	Sever 1m ivy band.	B 2	177	7.5
95	436	Silver birch	Consider removal	C 2,3	55	4.2
96	4542	Silver birch	Fell to ground level	U	55	4.2
97	438	Apple	Fell to ground level	U	0	0
98	439	Apple	Fell to ground level	U	0	0
99	4543	Himalayan birch	None	C 2	10	1.8
100	4544	Foxglove tree	Fell to ground level.	U	327	10.2
101	4545	Copper beech	If target occupancy increases, install 4-way cable brace to stabilise the members which should be fitted in full accordance with the recommendations of the British Standard Recommendations for Tree Work 3998: 2010 and reduce crown by 3-m.	B 2	163	7.2
102	403	Cherry 'Kanzan'	Consider removal otherwise	C 1	55	4.2
103	402	Willow-leaved pear	Fell to ground level.	U	34	3.3
104	407	Common lime	May require access facilitation pruning	B 2	102	5.7
105	406	Horse chestnut	Fell to ground level	U	0	0
H4	NA	Cherry laurel, oval-leaved privet.	Offers some screening	C 2	3	0.9
106	NA	Apple	None	C 2,3	5	1.2
107	NA	Lawson cypress	None	C 2	18	2.4
108	4546	Norway maple	None	B 2	41	3.6
109	NA	Rowan	None	C 2,3	7	1.5
110	447	Lawson cypress	Consider removal	C 2	18	2.4
111	NA	Lawson cypress	None	C 2	18	2.4
112	4548	Ash	Consider removal	C 2,3	72	4.8
113	4547	Sycamore	Fell to ground level	U	0	0
114	4549	Sycamore	Consider removal	C 2	48	3.9
115	4550	Leyland cypress	Fell to ground level	U	0	0
G34 a	NA	Hazel, hawthorn	None	C 2,3	10	1.8
G34	NA	Holly, hawthorn	None	C 2,3	34	3.3
H5	NA	Lawson cypress	None	C 2	18	2.4
116	NA	Sessile oak	None	A 2,3	163	7.2
G35	NA	Ash, hawthorn, field maple, elder, hazel	Subject to ownership, fell dead hawthorn to south of G35a.	B 2,3	28	3
117	NA	Sessile oak	Remove deadwood	B 2,3	254	9
118	NA	Ash	None	C 2,3	10	1.8
119	NA	Sessile oak	Subject to ownership, remove deadwood over target only	A 2,3	408	11.4
G36	NA	Ash, field maple	None	C 2,3	41	3.6
H6	NA	Leyland cypress with mixed broadleaves & a cherry laurel	Subject to ownership, Crown lift overhang to 2-4m clearance.	C 2	18	2.4
G37	NA	Hawthorn, Lawson cypress, holly var, Norway spruce, rowan, cherry, Mexican orange blossom, flowering current, firethorn, & other ornamental shrubs	None	C 2	10	1.8
120	NA	Pedunculate oak	Subject to ownership, remove overhanging deadwood to path	B 2,3	92	5.4
G38	NA	Hawthorn, holly, ash, horse chestnut	None	C 2,3	18	2.4
121	NA	Sycamore	Consider felling and treat stump with herbicide to cease regrowth in accordance with manufacturer' s instructions.	C 2	14	2.1
122	NA	Pedunculate oak	None	B 2,3	92	5.4
G39	NA	Ash, hawthorn	Consider felling the two ash trees and treat stump with herbicide to cease regrowth in accordance with manufacturer' s instructions.	C 2,3	10	1.8
123	NA	Sycamore	Remove ivy on main fork and inspect.	B 2	113	6
G40	NA	Sycamore with ash	Remove ivy on main forks and inspect.	B 2,3	92	5.4

Key

Trees to be considered for retention.

- A - High
- B - Moderate
- C - Low

Trees unsuitable for retention.

- U - Fell
- Root Protection Area
- Tree lost to development
- Tree lost to condition issues
- Tree lost to condition issues
- Mitigation Planting

Tree Key

T1

Crown Spread. Measured in North, South, East and West side of tree.

Tree number. (T - Individual Tree, G - Group, A - Tree area, W - Woodland, H - Hedgerow)

Root Protection Area (RPA) A layout design tool indicating the minimum area around a tree deemed to contain sufficient roots and rooting volume to maintain the tree's viability, and where the protection of the roots and soil structure is treated as a priority.

Figure 2: Protective Barrier

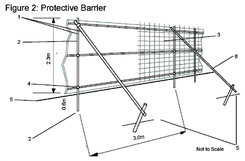

Key:

1. Standard Scaffold Poles.
2. Upright scaffold poles to be driven approximately 0.6m into the ground at 3.0m centres (max).
3. Weldmesh panels secured to uprights and horizontals with scaffold clamps or wire ties. Wire twisted and secured on inside fencing to prevent easy dismantling.
4. Standard scaffold clamps.
5. Ground level.
6. The barrier should be well braced to resist impact.

Notes:

Special attention should be given to maintaining the protective barrier during the construction phase,ensuring that it remains rigid and complete.

In order to avoid disturbance to the protective barrier once it is installed, it should be inspected on a daily basis. Make repairs immediately should it be damaged or not fit for the purpose intended.

This plan should be read in conjunction with the Former University Campus, Caerleon Tree Survey & Categorisation Report Jan 2026 (Ambler SJ.)

The root protection area and crown spread as shown, are a constraint to development and both should form part of the construction exclusion zone (Construction Exclusion Zone)

The original of this drawing was produced in colour. A monochrome copy should not be relied upon.

Ambler Lewis Tree Specialists Ltd

Mob: 07961 322908

Email: team@amblerlewistrees.com

Client	Redrow
Surveyed by	SA
Date surveyed	Aug 2026
Drawn by	LP
Scale	1:500 when printed at A1
OS Grid Ref	333510 (E) 191290 (N)

INDICITIVE ONLY.
PLEASE REFER TO ROOT PROTECTION TABLE.
DO NOT SCALE FROM THIS DRAWING
CHECK ALL DIMENSIONS ON SITE

REF. DRAWINGS	
edp5601_d031af	edp5601_d031af - Standard
edp5601_m001	edp5601_m001

TITLE

Mitigation planting for the loss of T104
Former University Campus, Caerleon

DRAWING No:

19-012 (August 2026)

PLANTING SCHEDULE

Planting an Extra-heavy Standard Root-balled Tree

This schedule sets out the specification for planting one extra-heavy standard, **14–16 cm girth,** root-balled oak tree, including pit preparation, staking, backfilling, watering, mulching, and the initial three-year maintenance requirements.

Refer to Diagram 1 below for the heavy standard tree planting detail, including the planting pit, root ball position, mulch layer, strimmer guard, and goalpost-style support frame.

Excavate a planting pit 250 mm wider than the root ball and fork over the base of the pit to a further depth of 200 mm.

Plant -
1 x Red Oak (*Quercus rubra*) 10-12 cm girth rootballed.
1 x Lime (*Tilia x euchlora*) 10-12 cm girth rootballed.
1 x Beech (*Fagus sylvatica*) 10-12 cm girth rootballed.

All at 10-12 cm girth, root balled, for planting this November. Remove all non-biodegradable material from the tree and root ball before planting.

Once the pit is prepared, supply and drive two stakes into firm ground on either side of the root ball. Attach a half-round cross member to form a goalpost-style support frame approximately two-thirds of the way up the clear stem. Ensure the stakes and cross member are secure enough to support the tree without restricting natural movement. Secure the stem with a hessian tie, double wrapped, with a large knot or cushion positioned between the tree and the support to prevent abrasion damage. Secure the hessian with two clout nails. Robust rubber ties and cushions are also acceptable, but plastic ties should not be used.

Backfill the pit using the excavated soil, placing topsoil first and then subsoil up to the planting collar. Incorporate fish bonemeal and 10 litres of tree planting compost into the backfill. Remove all man-made debris and stones exceeding 15 mm. Gently firm the backfill in layers not exceeding 400 mm to exclude air pockets, agitating the stem at regular intervals to ensure close contact between the root ball and soil. Make good to surrounding ground levels.
Place one well-formed and vigorous extra-heavy standard oak tree, **14–16** cm girth and root-balled, into the excavated pit. Set the tree so that the finished soil level aligns with the nursery line on the stem and ensure the root ball is upright and stable before backfilling begins.

Fit a strimmer guard to the base of the tree.

Water each tree immediately after planting with 20 litres of water.

Apply a 1 metre radius of well-composted bark mulch around the base of each tree to a depth of 125 mm. Level and firm the mulch underfoot, keeping it clear of direct contact with the tree stem.

Maintenance Years 1-3
Maintain a 1 metre weed-free radius around the base of each tree by applying Roundup, or an equivalent glyphosate-based herbicide, strictly in accordance with the **manufacturer's label instructions and the relevant** Pesticides Regulations. Treat once in May and again in September.

Check and adjust tree ties annually, and re-firm the tree where necessary.

During periods of dry weather, water each standard oak once per week with 20 litres of water until normal rainfall resumes.
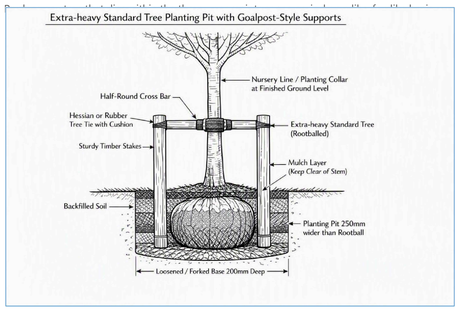
Extra-heavy Standard Tree Planting Pit with Goalpost-Style Supports