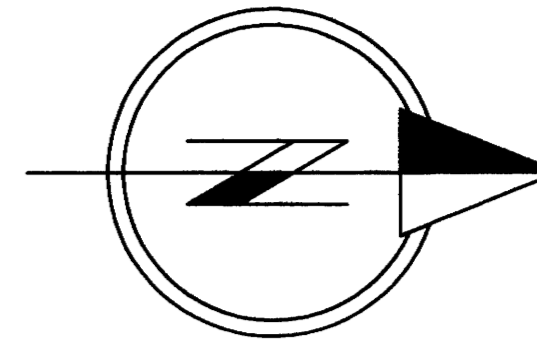


DO NOT SCALE

ATKINS

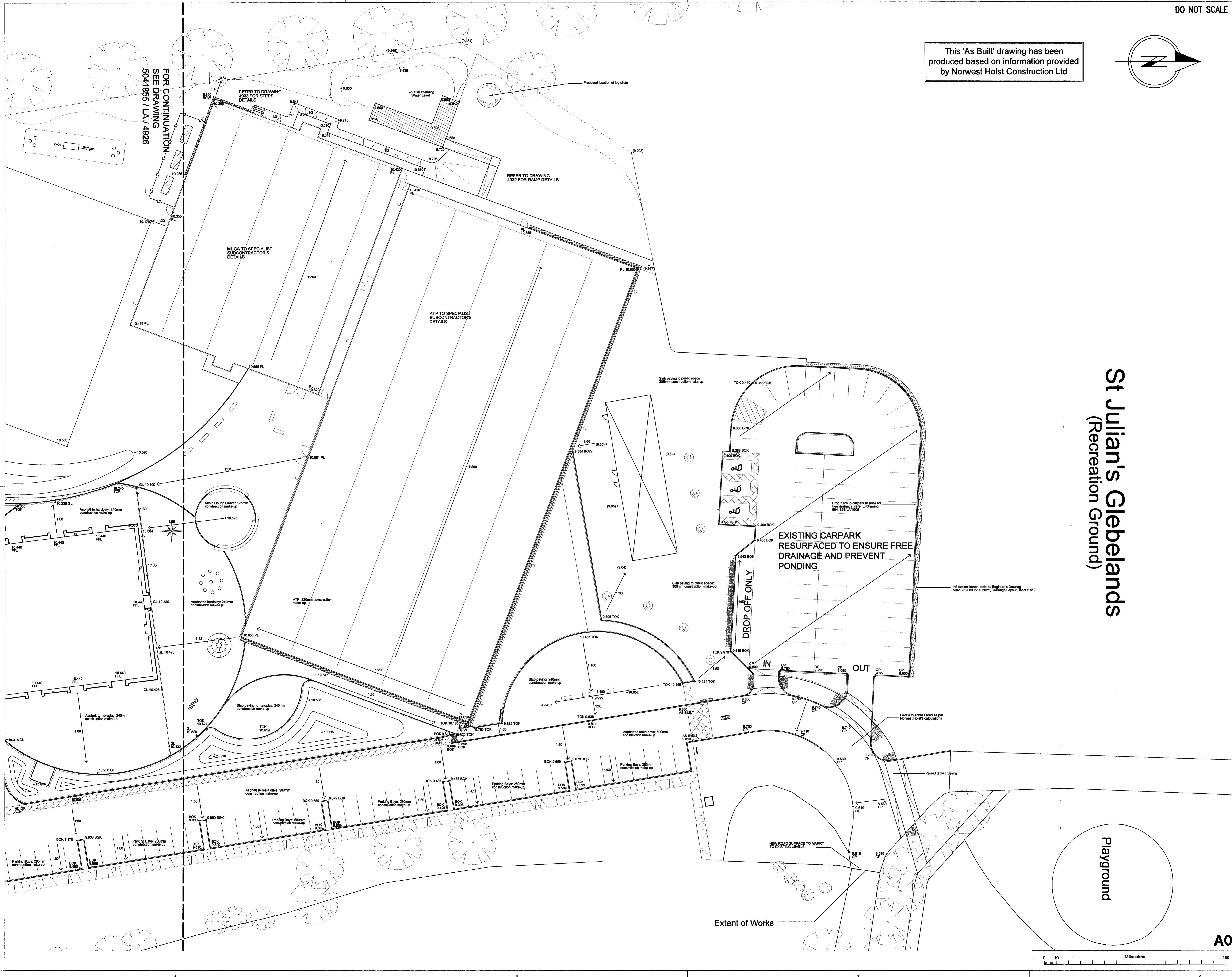
This 'As Built' drawing has been produced based on information provided by Norwest Holst Construction Ltd



NOTES:
1. Refer to setting out plan for co-ordinate information, drawings 5041855/LA/4918 and 4919
2. Levels information has been developed from the capping layer levels information, drawing NPL/02/1255/001. Levels have been calculated to allow for full depth of construction make up above capping layer except where agreed with Norwest Holst. For construction make up of hard surfaced refer to drawings 5041855/LA/4903 and 4904. For topsoil depth refer to drawing 5041855/LA/4917.


EXTERNAL LEVELS KEY

- + (10.000) Existing Level
- + 10.000 Proposed Level
- BOK Bottom of Kerb
Standard kerb height 125mm, refer to drawing 5041855/LA/4905 for kerb details
- TOK Top of Kerb
- BOW Bottom of Wall
- TOW Top of Wall
- PL Pitch Level
- GL Gully
- FFL Finished Floor Level
- 1:50 Gradient
- CP Contractor Provided Level Information
Levels to Bottom of Kerb



St Julian's Glebelands (Recreation Ground)

Rev	Description	By	Date	Auth
H	AS BUILT ISSUE		28/10/09	NR
G	Levels to access road amended as per Contractor's provided calculation	AL	05/09/09	NR
F	Flow arrows added to car park	AL	15/09/09	NR
E	Levels amended to Outdoor Resource Area ramp	AL	05/09/09	NR
D	Levels amended to Sports Pitch specialist sub-contractor requirements	AL	18/07/09	NR
C	Levels amended to drainage requirements	AL	10/12/08	NR
B	Levels to car park and hardplay/TP/MUGA updated as per agreement with Norwest Holst	AL	05/12/08	MD
A	AS BUILT		28/10/09	NR



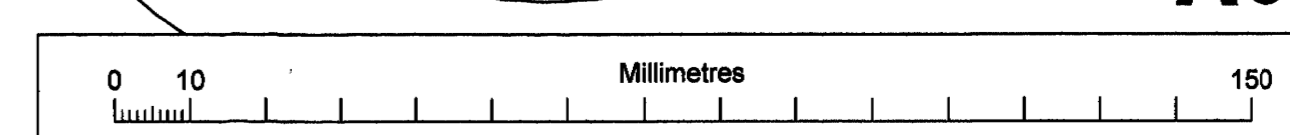
WS Atkins Consultants Limited
Design, Environment & Engineering
160 Aztec West, Almondsbury, Bristol BS32 4TU.
Tel. 01454 201400 / Fax. 01454 201568

Project
Glebelands Development
St Julians
Newport

Title
Glebelands Development
AS BUILT
External Levels Plan 2 of 2

Original Scale	Drawn	Checked	Authorised
1:200	AVL	MD	MD
Drawing Number	Date	Date	Date
5041855 / LA / 4927	28/10/09	08/12/08	05/09/09

Job Dept Sub Unique No.



A0

Complete to show purpose of each issue
 R.H.Box for client signature where required
 Main section
 Sub section
 Detail
 Initials
 Signatures
 Date
 Dwg No.
 Level
 Revision