SIMON
REAMES
ARCHAEOLOGY

APPENDIX 5

HER EVENT RECORD

Event PRN: E008173

HER Event Record

PRN:	Name:	Event Type:	Organisation:	Year:	NGR:
GGATE004374	Cardiff Waste Water Treatment Works	Desk Based Assessment	Glamorgan-Gwent Archaeological Trust (GGAT)	1995	ST290815
GGATE004374	Cardiff Waste Water Treatment Works	Desk Based Assessment	Glamorgan-Gwent Archaeological Trust (GGAT)	1995	ST244790
GGATE004374	Cardiff Waste Water Treatment Works	Desk Based Assessment	Glamorgan-Gwent Archaeological Trust (GGAT)	1995	ST215760
GGATE003705	Cardiff-Sudbrook Sea Defences	Desk Based assessment	Glamorgan-Gwent Archaeological Trust (GGAT)	1993	ST2194977468
GGATE003705	Cardiff-Sudbrook Sea Defences	Desk Based assessment	Glamorgan-Gwent Archaeological Trust (GGAT)	1993	ST2165177657
GGATE007476	Solar Site, Llanwern, Newport	Historic Area Assessment	Glamorgan-Gwent Archaeological Trust (GGAT)	2015	ST 37811 84203
GGATE002401	Newport Landscapes - Landscape Strategy	Management Plan Landscape	TACP, Environmental Consultants	1998	ST3122287958
GGATE005431	The Rural Settlement of Roman Britain	Project	University of Reading	2015	SS5858587907
GGATE005431	The Rural Settlement of Roman Britain	Project	University of Reading	2015	ST0336769850
GGATE005431	The Rural Settlement of Roman Britain	Project	University of Reading	2015	ST4627287763
GGATE005431	The Rural Settlement of Roman Britain	Project	University of Reading	2015	SO3038114970
GGATE006100	GGAT150: Rapid Coastline Zone Assessment	Project	Glamorgan-Gwent	2016-17	SS5711599529

			Archaeological Trust (GGAT)		
GGATE006100	GGAT150: Rapid Coastline Zone Assessment	Project	Glamorgan-Gwent Archaeological Trust (GGAT)	2016-17	SS4812885240
GGATE006100	GGAT150: Rapid Coastline Zone Assessment	Project	Glamorgan-Gwent Archaeological Trust (GGAT)	2016-17	SS6683491638
GGATE006100	GGAT150: Rapid Coastline Zone Assessment	Project	Glamorgan-Gwent Archaeological Trust (GGAT)	2016-17	SS8538776101
GGATE007242	High Status Settlement in Glamorgan and Gwent	Desk Based Assessment	Glamorgan-Gwent Archaeological Trust (GGAT)	2010	ST137722
GGATE007242	High Status Settlement in Glamorgan and Gwent	Desk Based Assessment	Glamorgan-Gwent Archaeological Trust (GGAT)	2010	ST28549207
GGATE007242	High Status Settlement in Glamorgan and Gwent	Desk Based Assessment	Glamorgan-Gwent Archaeological Trust (GGAT)	2010	SS45968900
GGATE007242	High Status Settlement in Glamorgan and Gwent	Desk Based Assessment	Glamorgan-Gwent Archaeological Trust (GGAT)	2010	ST37008824
GGATE007242	High Status Settlement in Glamorgan and Gwent	Desk Based Assessment	Glamorgan-Gwent Archaeological Trust (GGAT)	2010	SS93107412
GGATE007242	High Status Settlement in Glamorgan and Gwent	Desk Based Assessment	Glamorgan-Gwent Archaeological Trust (GGAT)	2010	ST46508795
GGATE007242	High Status Settlement in Glamorgan and Gwent	Desk Based Assessment	Glamorgan-Gwent Archaeological Trust (GGAT)	2010	ST02896807
GGATE007242	High Status Settlement in Glamorgan and Gwent	Desk Based Assessment	Glamorgan-Gwent Archaeological Trust (GGAT)	2010	ST14556926

GGATE007242	High Status Settlement in Glamorgan and Gwent	Desk Based Assessment	Glamorgan-Gwent Archaeological Trust (GGAT)	2010	ST17666893
GGATE007242	High Status Settlement in Glamorgan and Gwent	Desk Based Assessment	Glamorgan-Gwent Archaeological Trust (GGAT)	2010	ST05628086
GGATE007242	High Status Settlement in Glamorgan and Gwent	Desk Based Assessment	Glamorgan-Gwent Archaeological Trust (GGAT)	2010	ST23058637
GGATE007242	High Status Settlement in Glamorgan and Gwent	Desk Based Assessment	Glamorgan-Gwent Archaeological Trust (GGAT)	2010	SO39881504
GGATE007449	Land at St Mellons, Cardiff	Desk Based Assessment	Glamorgan-Gwent Archaeological Trust (GGAT)	2018	ST 25048 80915
GGATE008057	Hendre Lakes, at St Mellons, Cardiff	Desk Based Assessment	Glamorgan-Gwent Archaeological Trust (GGAT)	2020	ST 25048 80915
GGATE001411	The Roman fortress of Caerleon and its environs: A framework for research	Desk Based Assessment	Glamorgan-Gwent Archaeological Trust (GGAT)	2004	ST33909060
GGATE006264	Field survey of Peterstone palaeochannels 2005-2006, Peterstone Great Wharf	Field Walking Survey		2005-2006	ST 26218 79174
GGATE002415	Cardiff WWTW: Investigations Along The Wentloog Sewers	Field Observation	Glamorgan-Gwent Archaeological Trust (GGAT)	1998-2000	ST290815
GGATE002415	Cardiff WWTW: Investigations Along The Wentloog Sewers	Field Observation	Glamorgan-Gwent Archaeological Trust (GGAT)	1998-2000	ST2281777621
GGATE002415	Cardiff WWTW: Investigations	Field Observation	Glamorgan-Gwent	1998-2000	ST2749580849

	Along The Wentloog Sewers		Archaeological Trust (GGAT)		
GGATE002415	Cardiff WWTW: Investigations Along The Wentloog Sewers	Field Observation	Glamorgan-Gwent Archaeological Trust (GGAT)	1998-2000	ST2898681511
GGATE002415	Cardiff WWTW: Investigations Along The Wentloog Sewers	Field Observation	Glamorgan-Gwent Archaeological Trust (GGAT)	1998-2000	ST2868083116
GGATE005067	Peterstone pipeline, Newport	Watching Brief	GGAT		ST2674380176

Assembly List

Date: 19/02/2025 / 12:10
Project: D Bendon (Old St Peters Church)

Mr
Dai Bendon
DB Construction LTD

Person in Charge: Ashlie Vaughan

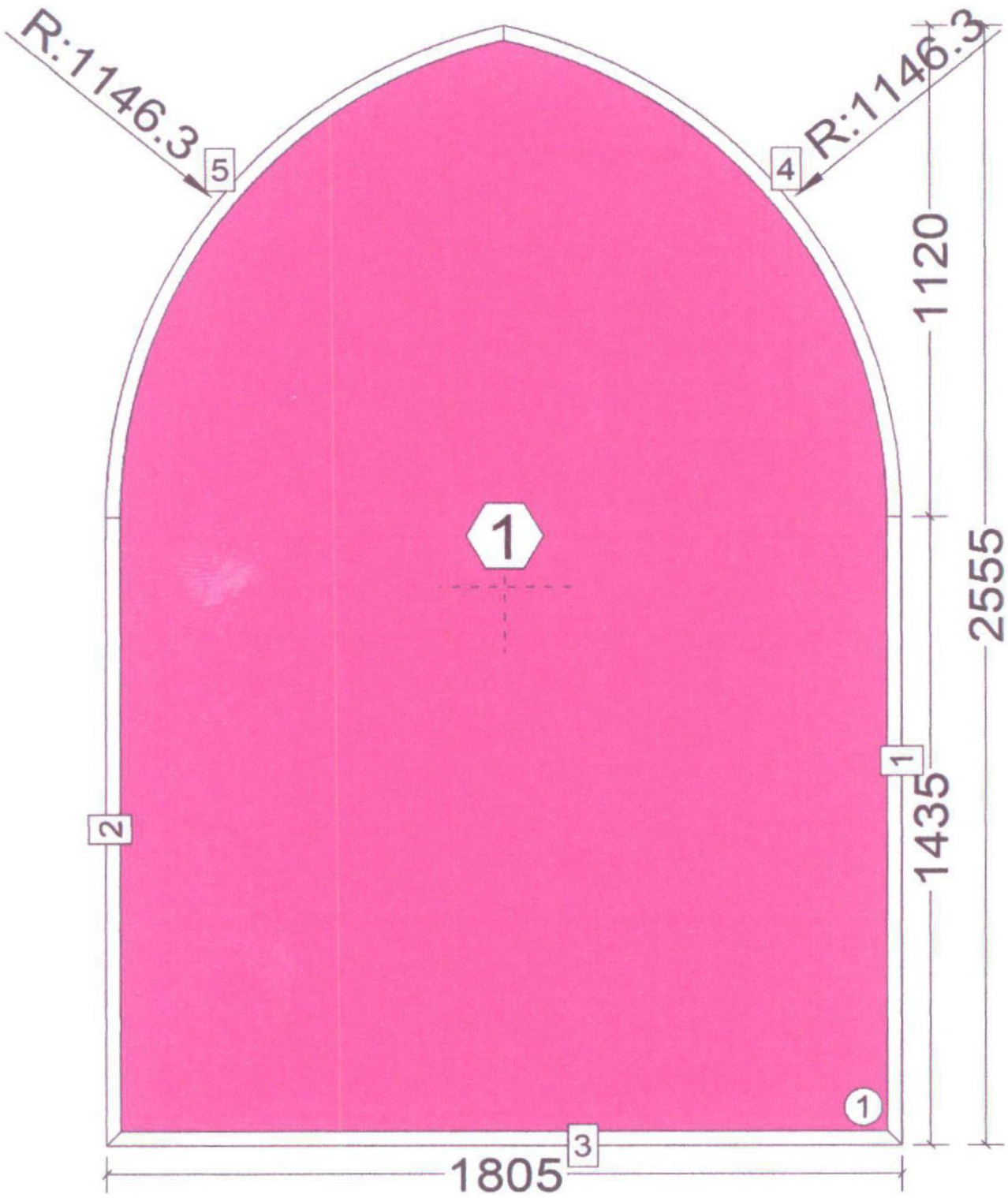

Position: item 2

Quantity: 1 Pcs.
System: SMA ALUSPACE (BETA) Sliding Door INT218 Standard

Size: 1,805 x 2,555 mm
Corner Connections: Crimp
Drainage: Visible
Colour: HP 9910

Scale: 1: 20 / Exterior View

Weight of Position (w/o Accessories): 93.43 (93.43) kg (86.69 kg Fillings / 6.74 kg Profiles)

Target Times

Description	Comment	Quantity	Minutes/Pcs.	Minutes	Total
Joints				**139**	**139**
- Corner Connections >45°		3	35	105	
- Corner Connections		2	17	34	

Continuation of position item 2

Frame Element

Attention: For connection of curved profiles INT210/INT210 there are no system accessories.

Profiles

Quantity	Number	Description	Length [mm]	Cut	Orientation / Seq.No.
1 (1) Pcs.	INT210	OUTER FRAME FOR ALUSPACE	1,435.0	V - 90°	R / 1
1 (1) Pcs.	INT210	OUTER FRAME FOR ALUSPACE	1,435.0	90° - V	L / 2
1 (1) Pcs.	INT210	OUTER FRAME FOR ALUSPACE	1,805.0	V - V	B / 3

Curved Profiles

Quantity	Number	Description	Length [mm]	Cut	Orientation / Seq.No.
1 (1) Pcs.	INT210 ,Curved	OUTER FRAME FOR ALUSPACE	1,554.9	90° - 77.7°	F / 4

This profile is curved. Please consider the profile drawing.
The inner/outer bending radius equals: 1,113 / 1,146 mm

1 (1) Pcs.	INT210 ,Curved	OUTER FRAME FOR ALUSPACE	1,554.9	77.7° - 90°	F / 5

This profile is curved. Please consider the profile drawing.
The inner/outer bending radius equals: 1,113 / 1,146 mm

Accessories

Quantity	Number	Description	Colour
2 (2) pc	ACET045	CHEVRON FOR ETC010/20/21	
2 (2) pc	ACINT210	CRIMPING CORNER CLEAT INT210 ALUSPACE	

1: Fixed Field Inside Glazed

Weight: 86.7 kg

Glazing Beads

Quantity	Number	Description	Length [mm]	Cut	Orientation / Seq.No
1 (1) Pcs.	INT271	SQUARE BEAD FOR INT210 ALUSPACE	1,402.0	I - 90°	R
1 (1) Pcs.	INT271	SQUARE BEAD FOR INT210 ALUSPACE	1,402.0	90° - I	L
1 (1) Pcs.	INT271	SQUARE BEAD FOR INT210 ALUSPACE	1,769.0	I - I	B
1 (1) Pcs.	INT271	SQUARE BEAD FOR INT210 ALUSPACE	1,526.5	90° - 77.5°	F
1 (1) Pcs.	INT271	SQUARE BEAD FOR INT210 ALUSPACE	1,526.5	77.5° - 90°	F

Glass

Quantity	Width [mm]	Height [mm]	Area [m²]	Description	Number
1 (1) Pcs.	1,764	2,514	4.43	8.8mm Laminated Glass Clear , 8 mm	1
	Shaped Glass				

Gaskets

Quantity	Number	Description	Colour
7.82 (7.82) m	ACET843	2MM EXTERNAL GASKET ALI600 200m	
7.82 (7.82) m	ACW20038	TEARAWAY VERSION ACW20034 200M	

Assembly List

Date: 19/02/2025 / 12:10
Project: D Bendon (Old St Peters Church)

Mr
Dai Bendon
DB Construction LTD

Person in Charge: Ashlie Vaughan

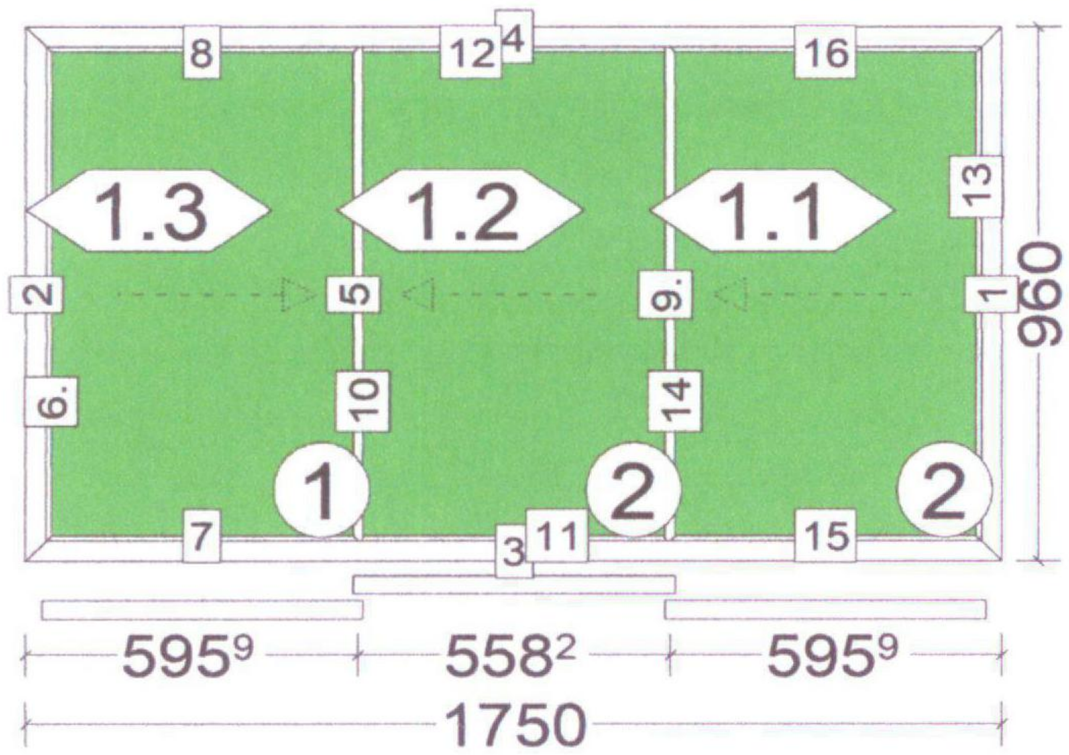

Position: item 8 part B

Quantity: 1 Pcs.
System: Senior SSG Horizontal Sliding Heavy Duty

Size: 1,750 x 960 mm

Frame Element-Corner Connections: Nail
Drainage: Visible
Colour: Painted 9910

Scale: 1: 20 / Exterior View

Weight of Position (w/o Accessories): 21.45 (21.45) kg
(14.70 kg Fillings / 6.75 kg Profiles)

Target Times

Description	Comment	Quantity	Minutes/Pcs.	Minutes	Total
Joints				**320**	**320**
- Corner Connections		16	20	320	

Frame Element

Profiles

Quantity	Number	Description	Length [mm]	Cut	Orientation / Seq.No.
1 (1) Pcs.	SSG76286	Jambs Outer Frames for Sliding Sashes	960.0	V - V	R / 1
1 (1) Pcs.	SSG76286	Jambs Outer Frames for Sliding Sashes	960.0	V - V	L / 2
1 (1) Pcs.	SSG76285	Head and Cill Outer Frames for Sliding Sashes, Aluminium	1,750.0	V - V	B / 3
1 (1) Pcs.	SSG76285	Head and Cill Outer Frames for Sliding Sashes, Aluminium	1,750.0	V - V	T / 4

Accessories

Quantity	Number	Description	Colour
1 (1) Pcs.	SSGSOO625	17.0 mm seal for Secondary Glazing, 5.42 m	
1 (1) Pcs.	SSGVSSOOO	Vision Strip for Secondary Glazing, 5.42 m	Black

Continuation of position item 8 part B

1: Sliding Door - Handle Height: Centre (451 mm from sash outer edge)

Hardware: SSG 3C, Handle: SSGCATCH (Silver Coloured)

Sash:		Weight:	Size:
	1.1	5.7 kg	576 x 902 mm
	1.2	5.8 kg	576 x 902 mm
	1.3	5.7 kg	576 x 902 mm

Profiles

Quantity	Number	Description	Length [mm]	Cut	Orientation / Seq.No.
1 (1) Pcs.	SSG76281	Heavy Duty Meeting Stile for Sliding Sashes, Aluminium	902.0	V - V	R / 5
1 (1) Pcs.	SSG76283	Handle Stile for Sliding Sashes, Aluminium	902.0	V - V	L / 6
1 (1) Pcs.	SSG76280	Top and Bottom Rails for Sliding Sashes, Aluminium	575.5	V - V	B / 7
1 (1) Pcs.	SSG76280	Top and Bottom Rails for Sliding Sashes, Aluminium	575.5	V - V	T / 8
1 (1) Pcs.	SSG76281	Heavy Duty Meeting Stile for Sliding Sashes, Aluminium	902.0	V - V	R / 9
1 (1) Pcs.	SSG76281	Heavy Duty Meeting Stile for Sliding Sashes, Aluminium	902.0	V - V	L / 10
1 (1) Pcs.	SSG76280	Top and Bottom Rails for Sliding Sashes, Aluminium	575.5	V - V	B / 11
1 (1) Pcs.	SSG76280	Top and Bottom Rails for Sliding Sashes, Aluminium	575.5	V - V	T / 12
1 (1) Pcs.	SSG76283	Handle Stile for Sliding Sashes, Aluminium	902.0	V - V	R / 13
1 (1) Pcs.	SSG76281	Heavy Duty Meeting Stile for Sliding Sashes, Aluminium	902.0	V - V	L / 14
1 (1) Pcs.	SSG76280	Top and Bottom Rails for Sliding Sashes, Aluminium	575.5	V - V	B / 15
1 (1) Pcs.	SSG76280	Top and Bottom Rails for Sliding Sashes, Aluminium	575.5	V - V	T / 16

Glass

Quantity	Width [mm]	Height [mm]	Area [m²]	Description	Number
1 (1) Pcs.	556	882	0.49	4mm Clear toughened , 4 mm	1
1 (1) Pcs.	556	882	0.49	4mm Clear toughened , 4 mm	2
1 (1) Pcs.	556	882	0.49	4mm Clear toughened , 4 mm	2

Hardware

Quantity	Number	Description	Colour	Seq.No.
3 (3) pc	SSGCATCHN	SSG Aluminium Catch	Silver Coloured	
6 (6) pc	SSGSSROLA	Secondary Glazing Carriage Wheel - Max Load 9 Kgs		

Gaskets

Quantity	Number	Description	Colour
9.47 (9.47) m	SSG4MM	Channel gasket For Secondary Glazing - 4mm Glass	
11.78 (11.78) m	SSGWPC375	Weatherpile Size 4.8 x 3.75mm for Secondary Glazing	

Accessories

Quantity	Number	Description	Colour
3 (3) pc	SSGSCOOOO	Secondary Glazing Spring Catches	
8 (8) pc	SSGSSMRES	Secondary Glazing Meeting Stile End Caps	
2 (2) Pcs.	SSGWPO762	Weatherpile Size 4.8 x 7.75mm for Secondary Glazing, 0.9 m	

Continuation of position item 8 part B

Quantity	Number	Description	Colour
1 (1) Pcs.	SSGWPO762	Weatherpile Size 4.8 x 7.75mm for Secondary Glazing, 1.8 m	

Assembly List

Date: 19/02/2025 / 12:10
Project: D Bendon (Old St Peters Church)

Mr
Dai Bendon
DB Construction LTD

Person in Charge: Ashlie Vaughan

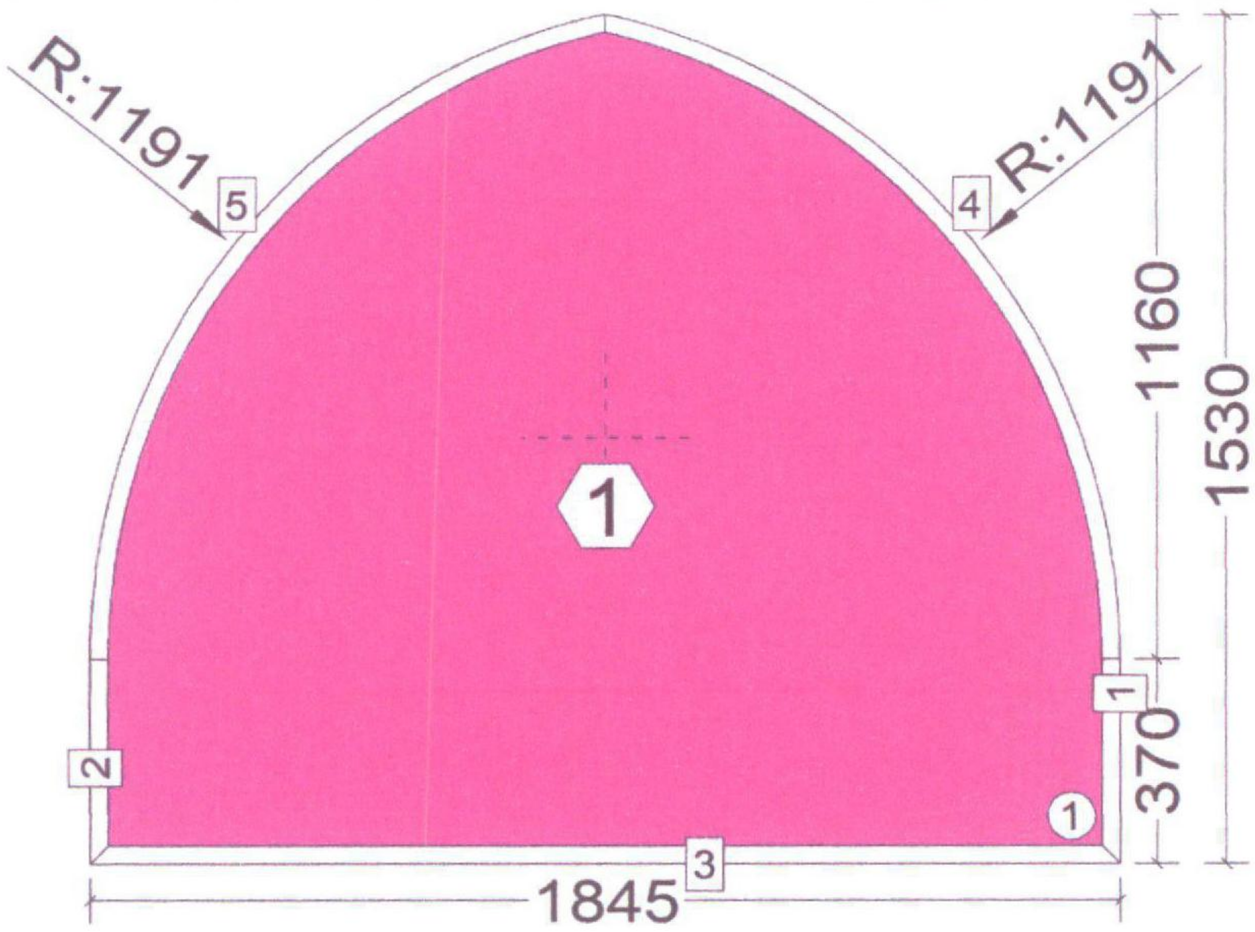

Position: item 9 Part A

Quantity: 1 Pcs.
System: SMA ALUSPACE (BETA) Sliding Door
INT218 Standard

Size: 1,845 x 1,530 mm
Corner Connections: Crimp
Drainage: Visible
Colour: HP 9910

Scale: 1: 20 / Exterior View

Weight of Position (w/o Accessories): 52.47 (52.47) kg
(47.48 kg Fillings / 4.99 kg Profiles)

Target Times

Description	Comment	Quantity	Minutes/Pcs.	Minutes	Total
Joints				**139**	**139**
- Corner Connections >45°		3	35	105	
- Corner Connections		2	17	34	

Frame Element

Attention: For connection of curved profiles INT210/INT210 there are no system accessories.

Profiles

Quantity	Number	Description	Length [mm]	Cut	Orientation / Seq.No.
1 (1) Pcs.	INT210	OUTER FRAME FOR ALUSPACE	370.0	V - 90°	R / 1
1 (1) Pcs.	INT210	OUTER FRAME FOR ALUSPACE	370.0	90° - V	L / 2
1 (1) Pcs.	INT210	OUTER FRAME FOR ALUSPACE	1,845.0	V - V	B / 3

Curved Profiles

Quantity	Number	Description	Length [mm]	Cut	Orientation / Seq.No.
1 (1) Pcs.	INT210 ,Curved	OUTER FRAME FOR ALUSPACE	1,599.7	90° - 77°	F / 4

This profile is curved. Please consider the profile drawing.
The inner/outer bending radius equals: 1,158 / 1,191 mm

Assembly List

Date: 19/02/2025 / 12:10
Project: D Bendon (Old St Peters Church)

Continuation of position item 9 Part A

Quantity	Number	Description	Length [mm]	Cut	Orientation / Seq.No.
1 (1) Pcs.	INT210 ,Curved	OUTER FRAME FOR ALUSPACE	1,599.7	77° - 90°	F / 5

This profile is curved. Please consider the profile drawing.
The inner/outer bending radius equals: 1,158 / 1,191 mm

Accessories

Quantity	Number	Description	Colour
2 (2) pc	ACET045	CHEVRON FOR ETC010/20/21	
2 (2) pc	ACINT210	CRIMPING CORNER CLEAT INT210 ALUSPACE	

1: Fixed Field Inside Glazed

Weight: 47.5 kg

Glazing Beads

Quantity	Number	Description	Length [mm]	Cut	Orientation / Seq.No
1 (1) Pcs.	INT271	SQUARE BEAD FOR INT210 ALUSPACE	337.0	I - 90°	R
1 (1) Pcs.	INT271	SQUARE BEAD FOR INT210 ALUSPACE	337.0	90° - I	L
1 (1) Pcs.	INT271	SQUARE BEAD FOR INT210 ALUSPACE	1,809.0	I - I	B
1 (1) Pcs.	INT271	SQUARE BEAD FOR INT210 ALUSPACE	1,571.3	90° - 76.8°	F
1 (1) Pcs.	INT271	SQUARE BEAD FOR INT210 ALUSPACE	1,571.3	76.8° - 90°	F

Glass

Quantity	Width [mm]	Height [mm]	Area [m²]	Description	Number
1 (1) Pcs.	1,804	1,488	2.69	8.8mm Laminated Glass Clear , 8 mm	1
	Shaped Glass				

Gaskets

Quantity	Number	Description	Colour
5.76 (5.76) m	ACET843	2MM EXTERNAL GASKET ALI600 200m	
5.76 (5.76) m	ACW20038	TEARAWAY VERSION ACW20034 200M	

Assembly List

Date: 19/02/2025 / 12:10
Project: D Bendon (Old St Peters Church)

Mr
Dai Bendon
DB Construction LTD

Person in Charge: Ashlie Vaughan

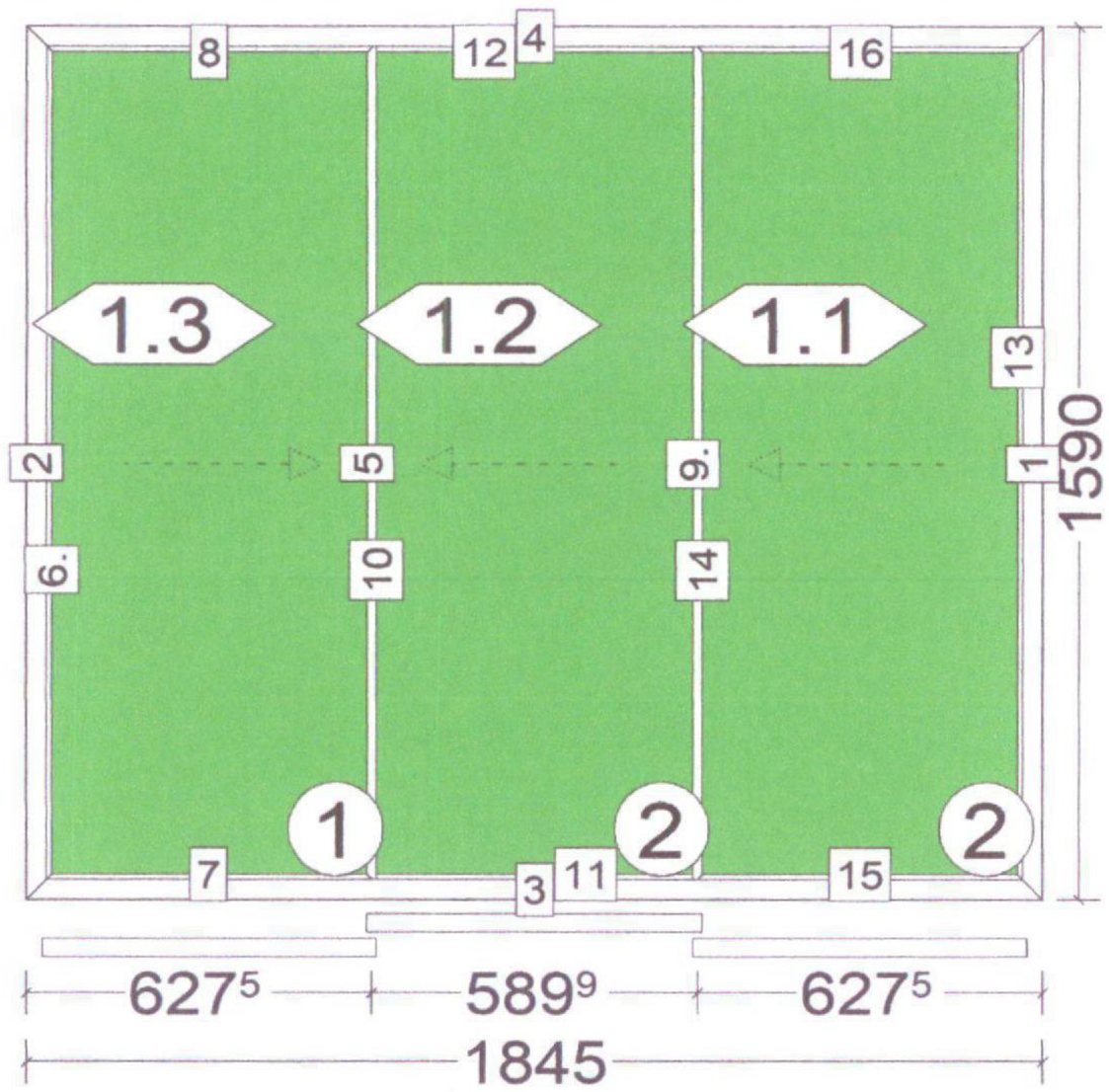

Position: item 9 part B

Quantity: 1 Pcs.
System: Senior SSG Horizontal Sliding Heavy Duty

Size: 1,845 x 1,590 mm

Scale: 1: 20 / Exterior View

Weight of Position (w/o Accessories): 35.97 (35.97) kg
(26.63 kg Fillings / 9.33 kg Profiles)

Frame Element-Corner Connections: Nail
Drainage: Visible
Colour: Painted 9910

Target Times

Description	Comment	Quantity	Minutes/Pcs.	Minutes	Total
Joints				**320**	**320**
- Corner Connections		16	20	320	

Frame Element

Profiles

Quantity	Number	Description	Length [mm]	Cut	Orientation / Seq.No.
1 (1) Pcs.	SSG76286	Jambs Outer Frames for Sliding Sashes	1,590.0	V - V	R / 1
1 (1) Pcs.	SSG76286	Jambs Outer Frames for Sliding Sashes	1,590.0	V - V	L / 2
1 (1) Pcs.	SSG76285	Head and Cill Outer Frames for Sliding Sashes, Aluminium	1,845.0	V - V	B / 3
1 (1) Pcs.	SSG76285	Head and Cill Outer Frames for Sliding Sashes, Aluminium	1,845.0	V - V	T / 4

Accessories

Quantity	Number	Description	Colour
1 (1) Pcs.	SSGSOO625	17.0 mm seal for Secondary Glazing, 6.87 m	
1 (1) Pcs.	SSGVSSOOO	Vision Strip for Secondary Glazing, 6.87 m	Black

Continuation of position item 9 part B

1: Sliding Door - Handle Height: Centre (766 mm from sash outer edge)

Hardware: SSG 3C, Handle: SSGCATCH (Silver Coloured)

Sash:		Weight:		Size:
	1.1		10.2 kg	607 x 1,532 mm
	1.2		10.3 kg	607 x 1,532 mm
	1.3		10.2 kg	607 x 1,532 mm

Profiles

Quantity	Number	Description	Length [mm]	Cut	Orientation / Seq.No.
1 (1) Pcs.	SSG76281	Heavy Duty Meeting Stile for Sliding Sashes, Aluminium	1,532.0	V - V	R / 5
1 (1) Pcs.	SSG76283	Handle Stile for Sliding Sashes, Aluminium	1,532.0	V - V	L / 6
1 (1) Pcs.	SSG76280	Top and Bottom Rails for Sliding Sashes, Aluminium	607.2	V - V	B / 7
1 (1) Pcs.	SSG76280	Top and Bottom Rails for Sliding Sashes, Aluminium	607.2	V - V	T / 8
1 (1) Pcs.	SSG76281	Heavy Duty Meeting Stile for Sliding Sashes, Aluminium	1,532.0	V - V	R / 9
1 (1) Pcs.	SSG76281	Heavy Duty Meeting Stile for Sliding Sashes, Aluminium	1,532.0	V - V	L / 10
1 (1) Pcs.	SSG76280	Top and Bottom Rails for Sliding Sashes, Aluminium	607.2	V - V	B / 11
1 (1) Pcs.	SSG76280	Top and Bottom Rails for Sliding Sashes, Aluminium	607.2	V - V	T / 12
1 (1) Pcs.	SSG76283	Handle Stile for Sliding Sashes, Aluminium	1,532.0	V - V	R / 13
1 (1) Pcs.	SSG76281	Heavy Duty Meeting Stile for Sliding Sashes, Aluminium	1,532.0	V - V	L / 14
1 (1) Pcs.	SSG76280	Top and Bottom Rails for Sliding Sashes, Aluminium	607.2	V - V	B / 15
1 (1) Pcs.	SSG76280	Top and Bottom Rails for Sliding Sashes, Aluminium	607.2	V - V	T / 16

Glass

Quantity	Width [mm]	Height [mm]	Area [m²]	Description	Number
1 (1) Pcs.	587	1,512	0.89	4mm Clear toughened , 4 mm	1
1 (1) Pcs.	587	1,512	0.89	4mm Clear toughened , 4 mm	2
1 (1) Pcs.	587	1,512	0.89	4mm Clear toughened , 4 mm	2

Hardware

Quantity	Number	Description	Colour	Seq.No.
3 (3) pc	SSGCATCHN	SSG Aluminium Catch	Silver Coloured	
6 (6) pc	SSGSSROLA	Secondary Glazing Carriage Wheel - Max Load 9 Kgs		

Gaskets

Quantity	Number	Description	Colour
13.91 (13.91) m	SSG4MM	Channel gasket For Secondary Glazing - 4mm Glass	
15.02 (15.02) m	SSGWPC375	Weatherpile Size 4.8 x 3.75mm for Secondary Glazing	

Accessories

Quantity	Number	Description	Colour
3 (3) pc	SSGSCOOOO	Secondary Glazing Spring Catches	
8 (8) pc	SSGSSMRES	Secondary Glazing Meeting Stile End Caps	
2 (2) Pcs.	SSGWPO762	Weatherpile Size 4.8 x 7.75mm for Secondary Glazing, 1.53 m	

Continuation of position item 9 part B

Quantity	Number	Description	Colour
1 (1) Pcs.	SSGWPO762	Weatherpile Size 4.8 x 7.75mm for Secondary Glazing, 3.06 m	

Assembly List

Date: 19/02/2025 / 12:10
Project: D Bendon (Old St Peters Church)

Mr
Dai Bendon
DB Construction LTD

Person in Charge: Ashlie Vaughan

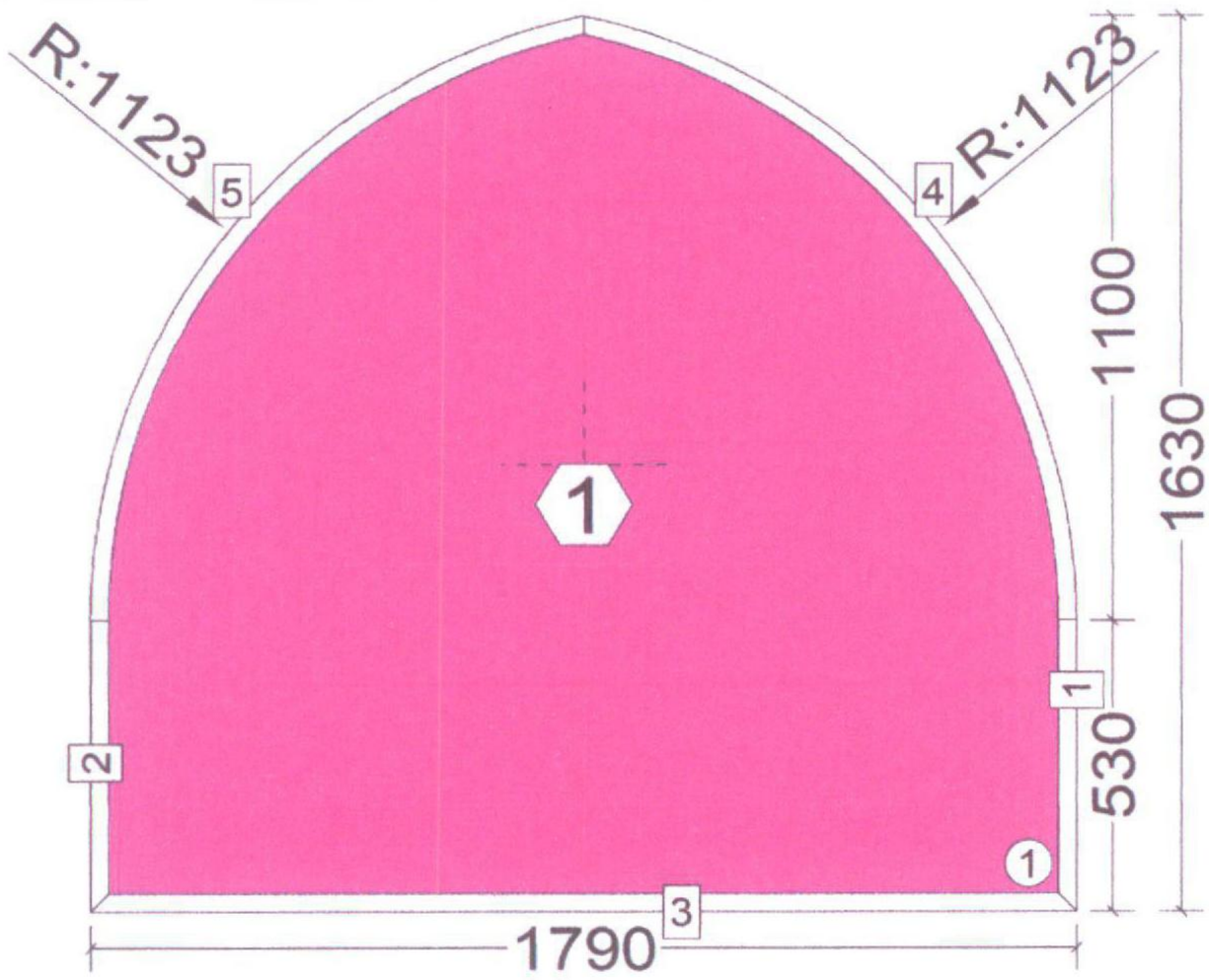

Position: item 10 Part A

Quantity: 1 Pcs.
System: SMA ALUSPACE (BETA) Sliding Door INT218 Standard

Size: 1,790 x 1,630 mm
Corner Connections: Crimp
Drainage: Visible
Colour: HP 9910

Scale: 1: 20 / Exterior View

Weight of Position (w/o Accessories): 55.74 (55.74) kg (50.63 kg Fillings / 5.11 kg Profiles)

Target Times

Description	Comment	Quantity	Minutes/Pcs.	Minutes	Total
Joints				**139**	**139**
- Corner Connections >45°		3	35	105	
- Corner Connections		2	17	34	

Frame Element

Attention: For connection of curved profiles INT210/INT210 there are no system accessories.

Profiles

Quantity	Number	Description	Length [mm]	Cut	Orientation / Seq.No.
1 (1) Pcs.	INT210	OUTER FRAME FOR ALUSPACE	530.8	V - 90°	R / 1
1 (1) Pcs.	INT210	OUTER FRAME FOR ALUSPACE	530.8	90° - V	L / 2
1 (1) Pcs.	INT210	OUTER FRAME FOR ALUSPACE	1,790.0	V - V	B / 3

Curved Profiles

Quantity	Number	Description	Length [mm]	Cut	Orientation / Seq.No.
1 (1) Pcs.	INT210 ,Curved	OUTER FRAME FOR ALUSPACE	1,534.0	90° - 78.3°	F / 4

This profile is curved. Please consider the profile drawing.
The inner/outer bending radius equals: 1,090 / 1,123 mm

Continuation of position item 10 Part A

Quantity	Number	Description	Length [mm]	Cut	Orientation / Seq.No.
1 (1) Pcs.	INT210 ,Curved	OUTER FRAME FOR ALUSPACE	1,534.0	78.3° - 90°	F / 5

This profile is curved. Please consider the profile drawing.
The inner/outer bending radius equals: 1,090 / 1,123 mm

Accessories

Quantity	Number	Description	Colour
2 (2) pc	ACET045	CHEVRON FOR ETC010/20/21	
2 (2) pc	ACINT210	CRIMPING CORNER CLEAT INT210 ALUSPACE	

1: Fixed Field Inside Glazed

Weight: 50.6 kg

Glazing Beads

Quantity	Number	Description	Length [mm]	Cut	Orientation / Seq.No
1 (1) Pcs.	INT271	SQUARE BEAD FOR INT210 ALUSPACE	497.8	I - 90°	R
1 (1) Pcs.	INT271	SQUARE BEAD FOR INT210 ALUSPACE	497.8	90° - I	L
1 (1) Pcs.	INT271	SQUARE BEAD FOR INT210 ALUSPACE	1,754.0	I - I	B
1 (1) Pcs.	INT271	SQUARE BEAD FOR INT210 ALUSPACE	1,505.7	90° - 78.1°	F
1 (1) Pcs.	INT271	SQUARE BEAD FOR INT210 ALUSPACE	1,505.7	78.1° - 90°	F

Glass

Quantity	Width [mm]	Height [mm]	Area [m²]	Description	Number
1 (1) Pcs.	1,749	1,589	2.78	8.8mm Laminated Glass Clear , 8 mm	1
	Shaped Glass				

Gaskets

Quantity	Number	Description	Colour
5.90 (5.90) m	ACET843	2MM EXTERNAL GASKET ALI600 200m	
5.90 (5.90) m	ACW20038	TEARAWAY VERSION ACW20034 200M	

Assembly List

Date: 19/02/2025 / 12:10
Project: D Bendon (Old St Peters Church)

Mr
Dai Bendon
DB Construction LTD

Person in Charge: Ashlie Vaughan

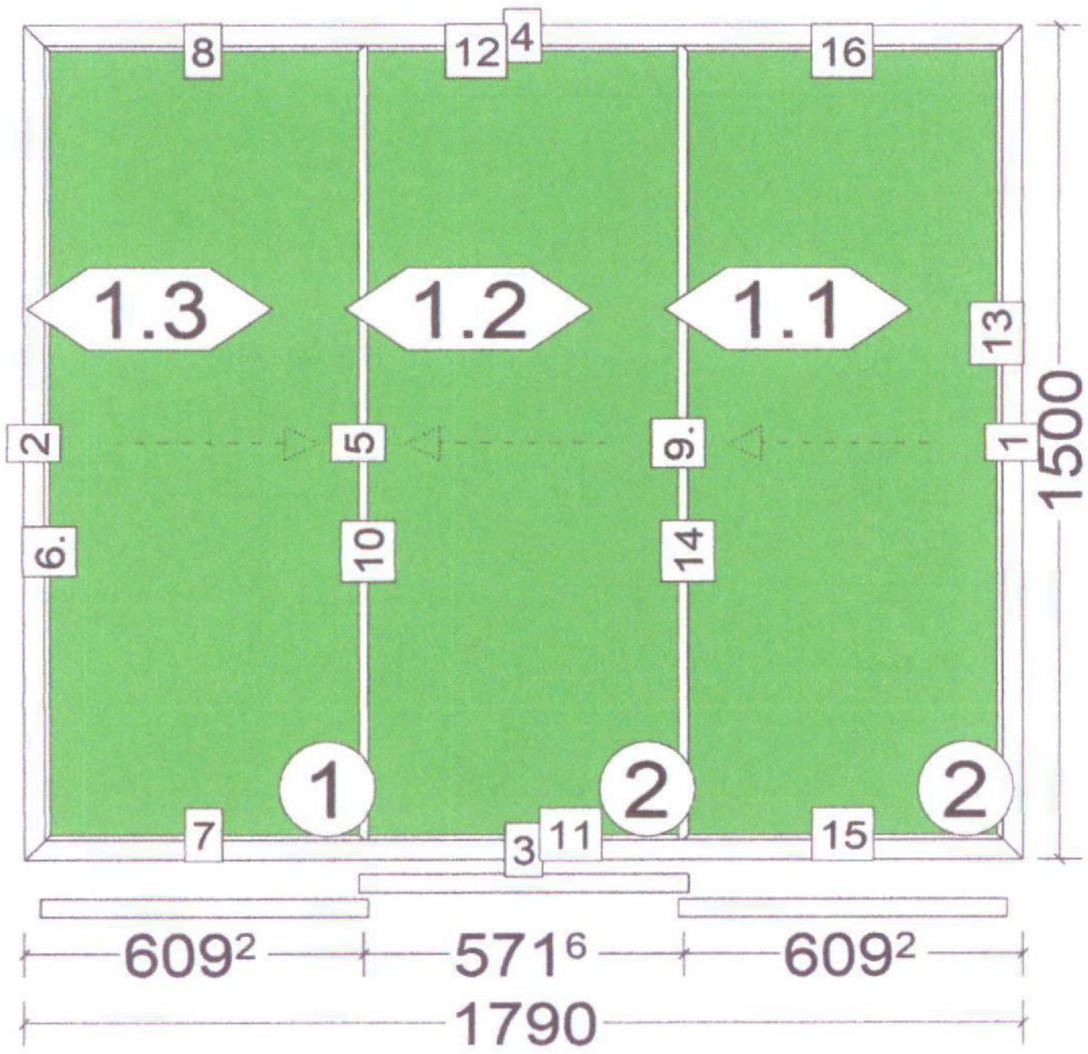

Position: item 10 part

Quantity: 1 Pcs.
System: Senior SSG Horizontal Sliding Heavy Duty

Size: 1,790 x 1,500 mm

Scale: 1: 20 / Exterior View

Weight of Position (w/o Accessories): 33.16 (33.16) kg
(24.27 kg Fillings / 8.89 kg Profiles)

Frame Element-Corner Connections: Nail
Drainage: Visible
Colour: Painted 9910

Target Times

Description	Comment	Quantity	Minutes/Pcs.	Minutes	Total
Joints				**320**	**320**
- Corner Connections		16	20	320	

Frame Element

Profiles

Quantity	Number	Description	Length [mm]	Cut	Orientation / Seq.No.
1 (1) Pcs.	SSG76286	Jambs Outer Frames for Sliding Sashes	1,500.0	V - V	R / 1
1 (1) Pcs.	SSG76286	Jambs Outer Frames for Sliding Sashes	1,500.0	V - V	L / 2
1 (1) Pcs.	SSG76285	Head and Cill Outer Frames for Sliding Sashes, Aluminium	1,790.0	V - V	B / 3
1 (1) Pcs.	SSG76285	Head and Cill Outer Frames for Sliding Sashes, Aluminium	1,790.0	V - V	T / 4

Accessories

Quantity	Number	Description	Colour
1 (1) Pcs.	SSGSOO625	17.0 mm seal for Secondary Glazing, 6.58 m	
1 (1) Pcs.	SSGVSSOOO	Vision Strip for Secondary Glazing, 6.58 m	Black

Continuation of position item 10 part

1: Sliding Door - Handle Height: Centre (721 mm from sash outer edge)

Hardware: SSG 3C, Handle: SSGCATCH (Silver Coloured)

Sash:		Weight:	Size:
	1.1	9.3 kg	589 x 1,442 mm
	1.2	9.4 kg	589 x 1,442 mm
	1.3	9.3 kg	589 x 1,442 mm

Profiles

Quantity	Number	Description	Length [mm]	Cut	Orientation / Seq.No.
1 (1) Pcs.	SSG76281	Heavy Duty Meeting Stile for Sliding Sashes, Aluminium	1,442.0	V - V	R / 5
1 (1) Pcs.	SSG76283	Handle Stile for Sliding Sashes, Aluminium	1,442.0	V - V	L / 6
1 (1) Pcs.	SSG76280	Top and Bottom Rails for Sliding Sashes, Aluminium	588.9	V - V	B / 7
1 (1) Pcs.	SSG76280	Top and Bottom Rails for Sliding Sashes, Aluminium	588.9	V - V	T / 8
1 (1) Pcs.	SSG76281	Heavy Duty Meeting Stile for Sliding Sashes, Aluminium	1,442.0	V - V	R / 9
1 (1) Pcs.	SSG76281	Heavy Duty Meeting Stile for Sliding Sashes, Aluminium	1,442.0	V - V	L / 10
1 (1) Pcs.	SSG76280	Top and Bottom Rails for Sliding Sashes, Aluminium	588.9	V - V	B / 11
1 (1) Pcs.	SSG76280	Top and Bottom Rails for Sliding Sashes, Aluminium	588.9	V - V	T / 12
1 (1) Pcs.	SSG76283	Handle Stile for Sliding Sashes, Aluminium	1,442.0	V - V	R / 13
1 (1) Pcs.	SSG76281	Heavy Duty Meeting Stile for Sliding Sashes, Aluminium	1,442.0	V - V	L / 14
1 (1) Pcs.	SSG76280	Top and Bottom Rails for Sliding Sashes, Aluminium	588.9	V - V	B / 15
1 (1) Pcs.	SSG76280	Top and Bottom Rails for Sliding Sashes, Aluminium	588.9	V - V	T / 16

Glass

Quantity	Width [mm]	Height [mm]	Area [m²]	Description	Number
1 (1) Pcs.	569	1,422	0.81	4mm Clear toughened , 4 mm	1
1 (1) Pcs.	569	1,422	0.81	4mm Clear toughened , 4 mm	2
1 (1) Pcs.	569	1,422	0.81	4mm Clear toughened , 4 mm	2

Hardware

Quantity	Number	Description	Colour	Seq.No.
3 (3) pc	SSGCATCHN	SSG Aluminium Catch	Silver Coloured	
6 (6) pc	SSGSSROLA	Secondary Glazing Carriage Wheel - Max Load 9 Kgs		

Gaskets

Quantity	Number	Description	Colour
13.19 (13.19) m	SSG4MM	Channel gasket For Secondary Glazing - 4mm Glass	
14.37 (14.37) m	SSGWPC375	Weatherpile Size 4.8 x 3.75mm for Secondary Glazing	

Accessories

Quantity	Number	Description	Colour
3 (3) pc	SSGSCOOOO	Secondary Glazing Spring Catches	
8 (8) pc	SSGSSMRES	Secondary Glazing Meeting Stile End Caps	
2 (2) Pcs.	SSGWPO762	Weatherpile Size 4.8 x 7.75mm for Secondary Glazing, 1.44 m	

Continuation of position item 10 part

Quantity	Number	Description	Colour
1 (1) Pcs.	SSGWPO762	Weatherpile Size 4.8 x 7.75mm for Secondary Glazing, 2.88 m	

Assembly List

Date: 19/02/2025 / 12:10
Project: D Bendon (Old St Peters Church)

Mr
Dai Bendon
DB Construction LTD

Person in Charge: Ashlie Vaughan

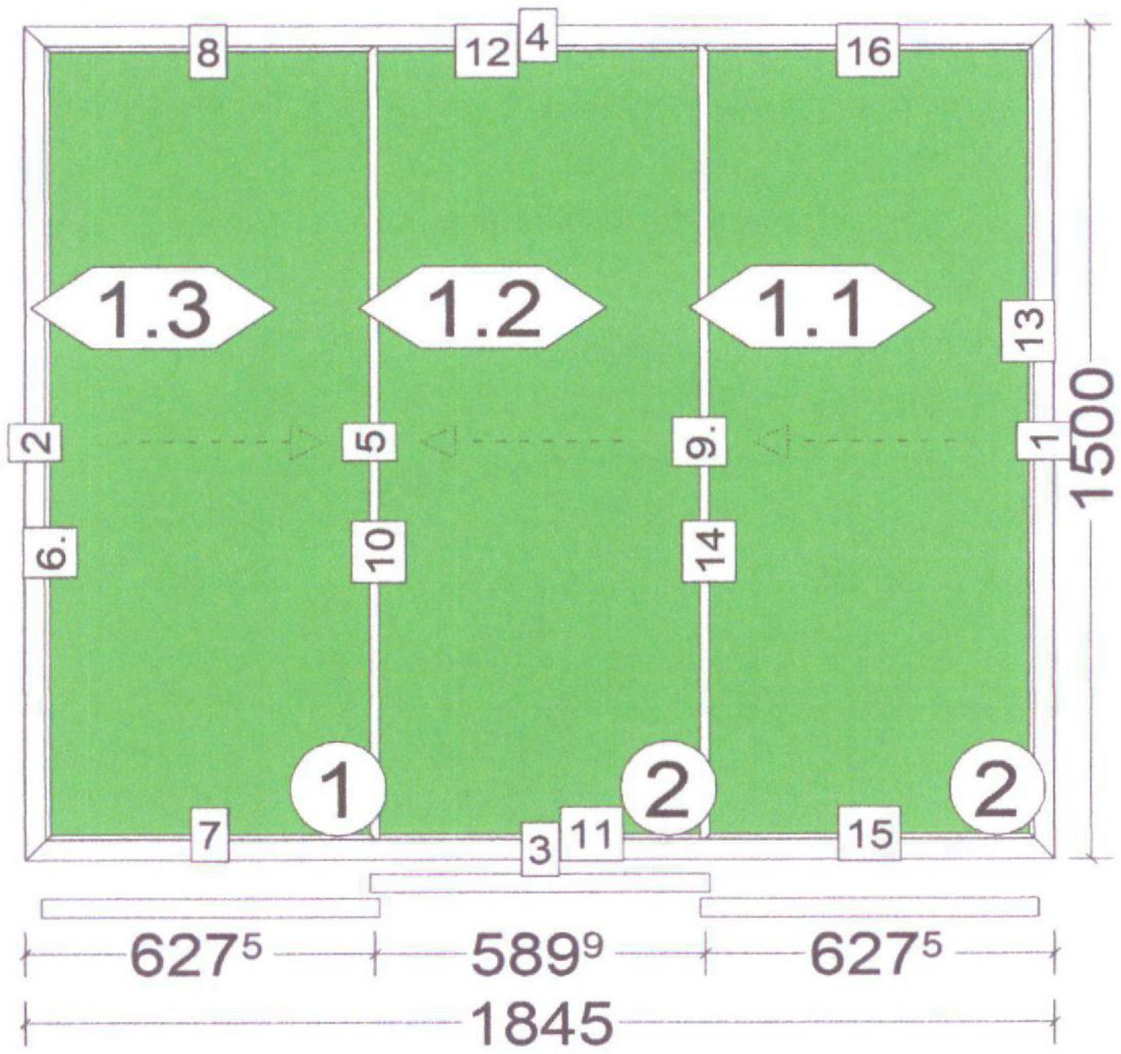

Position: item 11 part B

Quantity: 1 Pcs.
System: Senior SSG Horizontal Sliding Heavy Duty

Size: 1,845 x 1,500 mm

Scale: 1: 20 / Exterior View

Weight of Position (w/o Accessories): 34.04 (34.04) kg
(25.05 kg Fillings / 8.99 kg Profiles)

Frame Element-Corner Connections: Nail
Drainage: Visible
Colour: Painted 9910

Target Times

Description	Comment	Quantity	Minutes/Pcs.	Minutes	Total
Joints				**320**	**320**
- Corner Connections		16	20	320	

Frame Element

Profiles

Quantity	Number	Description	Length [mm]	Cut	Orientation / Seq.No.
1 (1) Pcs.	SSG76286	Jambs Outer Frames for Sliding Sashes	1,500.0	V - V	R / 1
1 (1) Pcs.	SSG76286	Jambs Outer Frames for Sliding Sashes	1,500.0	V - V	L / 2
1 (1) Pcs.	SSG76285	Head and Cill Outer Frames for Sliding Sashes, Aluminium	1,845.0	V - V	B / 3
1 (1) Pcs.	SSG76285	Head and Cill Outer Frames for Sliding Sashes, Aluminium	1,845.0	V - V	T / 4

Accessories

Quantity	Number	Description	Colour
1 (1) Pcs.	SSGSOO625	17.0 mm seal for Secondary Glazing, 6.69 m	
1 (1) Pcs.	SSGVSSOOO	Vision Strip for Secondary Glazing, 6.69 m	Black

Continuation of position item 11 part B

1: Sliding Door - Handle Height: Centre (721 mm from sash outer edge)

Hardware:	SSG 3C, Handle: SSGCATCH (Silver Coloured)				
Sash:	1.1	Weight:	9.6 kg	Size:	607 x 1,442 mm
	1.2		9.7 kg		607 x 1,442 mm
	1.3		9.6 kg		607 x 1,442 mm

Profiles

Quantity	Number	Description	Length [mm]	Cut	Orientation / Seq.No.
1 (1) Pcs.	SSG76281	Heavy Duty Meeting Stile for Sliding Sashes, Aluminium	1,442.0	V - V	R / 5
1 (1) Pcs.	SSG76283	Handle Stile for Sliding Sashes, Aluminium	1,442.0	V - V	L / 6
1 (1) Pcs.	SSG76280	Top and Bottom Rails for Sliding Sashes, Aluminium	607.2	V - V	B / 7
1 (1) Pcs.	SSG76280	Top and Bottom Rails for Sliding Sashes, Aluminium	607.2	V - V	T / 8
1 (1) Pcs.	SSG76281	Heavy Duty Meeting Stile for Sliding Sashes, Aluminium	1,442.0	V - V	R / 9
1 (1) Pcs.	SSG76281	Heavy Duty Meeting Stile for Sliding Sashes, Aluminium	1,442.0	V - V	L / 10
1 (1) Pcs.	SSG76280	Top and Bottom Rails for Sliding Sashes, Aluminium	607.2	V - V	B / 11
1 (1) Pcs.	SSG76280	Top and Bottom Rails for Sliding Sashes, Aluminium	607.2	V - V	T / 12
1 (1) Pcs.	SSG76283	Handle Stile for Sliding Sashes, Aluminium	1,442.0	V - V	R / 13
1 (1) Pcs.	SSG76281	Heavy Duty Meeting Stile for Sliding Sashes, Aluminium	1,442.0	V - V	L / 14
1 (1) Pcs.	SSG76280	Top and Bottom Rails for Sliding Sashes, Aluminium	607.2	V - V	B / 15
1 (1) Pcs.	SSG76280	Top and Bottom Rails for Sliding Sashes, Aluminium	607.2	V - V	T / 16

Glass

Quantity	Width [mm]	Height [mm]	Area [m²]	Description	Number
1 (1) Pcs.	587	1,422	0.84	4mm Clear toughened , 4 mm	1
1 (1) Pcs.	587	1,422	0.84	4mm Clear toughened , 4 mm	2
1 (1) Pcs.	587	1,422	0.84	4mm Clear toughened , 4 mm	2

Hardware

Quantity	Number	Description	Colour	Seq.No.
3 (3) pc	SSGCATCHN	SSG Aluminium Catch	Silver Coloured	
6 (6) pc	SSGSSROLA	Secondary Glazing Carriage Wheel - Max Load 9 Kgs		

Gaskets

Quantity	Number	Description	Colour
13.31 (13.31) m	SSG4MM	Channel gasket For Secondary Glazing - 4mm Glass	
14.62 (14.62) m	SSGWPC375	Weatherpile Size 4.8 x 3.75mm for Secondary Glazing	

Accessories

Quantity	Number	Description	Colour
3 (3) pc	SSGSCOOOO	Secondary Glazing Spring Catches	
8 (8) pc	SSGSSMRES	Secondary Glazing Meeting Stile End Caps	
2 (2) Pcs.	SSGWPO762	Weatherpile Size 4.8 x 7.75mm for Secondary Glazing, 1.44 m	

Continuation of position item 11 part B

Quantity	Number	Description	Colour
1 (1) Pcs.	SSGWPO762	Weatherpile Size 4.8 x 7.75mm for Secondary Glazing, 2.88 m	

Assembly List

Date: 19/02/2025 / 12:10
Project: D Bendon (Old St Peters Church)

Mr
Dai Bendon
DB Construction LTD

Person in Charge: Ashlie Vaughan

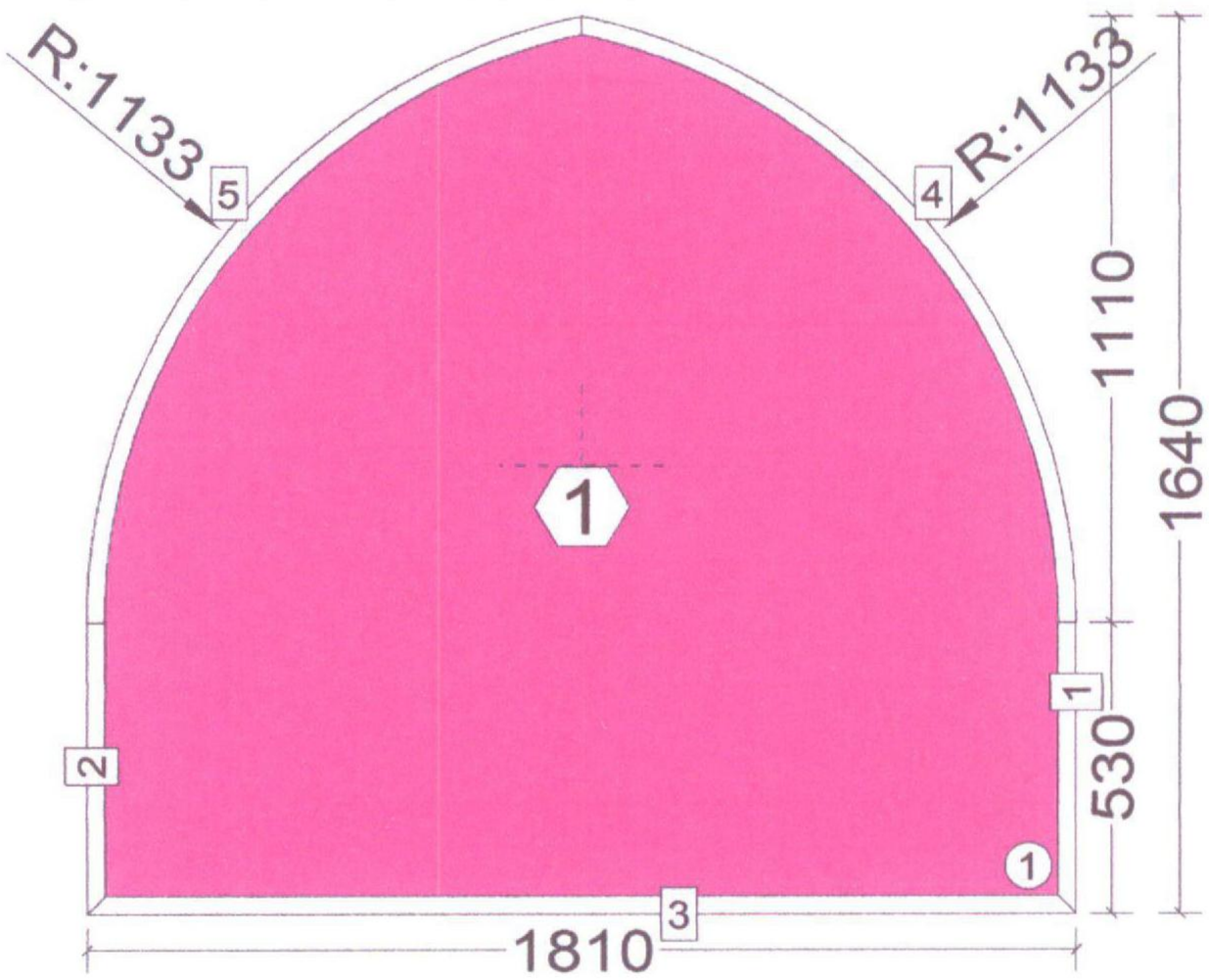

Position: item 12 Part A

Quantity: 1 Pcs.
System: SMA ALUSPACE (BETA) Sliding Door INT218 Standard

Size: 1,810 x 1,640 mm
Corner Connections: Crimp
Drainage: Visible
Colour: HP 9910

Scale: 1: 20 / Exterior View

Weight of Position (w/o Accessories): 56.66 (56.66) kg (51.51 kg Fillings / 5.16 kg Profiles)

Target Times

Description	Comment	Quantity	Minutes/Pcs.	Minutes	Total
Joints				**139**	**139**
- Corner Connections >45°		3	35	105	
- Corner Connections		2	17	34	

Frame Element

Attention: For connection of curved profiles INT210/INT210 there are no system accessories.

Profiles

Quantity	Number	Description	Length [mm]	Cut	Orientation / Seq.No.
1 (1) Pcs.	INT210	OUTER FRAME FOR ALUSPACE	530.4	V - 90°	R / 1
1 (1) Pcs.	INT210	OUTER FRAME FOR ALUSPACE	530.4	90° - V	L / 2
1 (1) Pcs.	INT210	OUTER FRAME FOR ALUSPACE	1,810.0	V - V	B / 3

Curved Profiles

Quantity	Number	Description	Length [mm]	Cut	Orientation / Seq.No.
1 (1) Pcs.	INT210 ,Curved	OUTER FRAME FOR ALUSPACE	1,550.0	90° - 78.4°	F / 4

This profile is curved. Please consider the profile drawing.
The inner/outer bending radius equals: 1,100 / 1,133 mm

Continuation of position item 12 Part A

Quantity	Number	Description	Length [mm]	Cut	Orientation / Seq.No.
1 (1) Pcs.	INT210 ,Curved	OUTER FRAME FOR ALUSPACE	1,550.0	78.4° - 90°	F / 5

This profile is curved. Please consider the profile drawing.
The inner/outer bending radius equals: 1,100 / 1,133 mm

Accessories

Quantity	Number	Description	Colour
2 (2) pc	ACET045	CHEVRON FOR ETC010/20/21	
2 (2) pc	ACINT210	CRIMPING CORNER CLEAT INT210 ALUSPACE	

1: Fixed Field Inside Glazed

Weight: 51.5 kg

Glazing Beads

Quantity	Number	Description	Length [mm]	Cut	Orientation / Seq.No
1 (1) Pcs.	INT271	SQUARE BEAD FOR INT210 ALUSPACE	497.4	I - 90°	R
1 (1) Pcs.	INT271	SQUARE BEAD FOR INT210 ALUSPACE	497.4	90° - I	L
1 (1) Pcs.	INT271	SQUARE BEAD FOR INT210 ALUSPACE	1,774.0	I - I	B
1 (1) Pcs.	INT271	SQUARE BEAD FOR INT210 ALUSPACE	1,521.6	90° - 78.2°	F
1 (1) Pcs.	INT271	SQUARE BEAD FOR INT210 ALUSPACE	1,521.6	78.2° - 90°	F

Glass

Quantity	Width [mm]	Height [mm]	Area [m²]	Description	Number
1 (1) Pcs.	1,769	1,599	2.83	8.8mm Laminated Glass Clear , 8 mm	1
	Shaped Glass				

Gaskets

Quantity	Number	Description	Colour
5.95 (5.95) m	ACET843	2MM EXTERNAL GASKET ALI600 200m	
5.95 (5.95) m	ACW20038	TEARAWAY VERSION ACW20034 200M	

Assembly List

Date: 19/02/2025 / 12:10
Project: D Bendon (Old St Peters Church)

Mr
Dai Bendon
DB Construction LTD

Person in Charge: Ashlie Vaughan

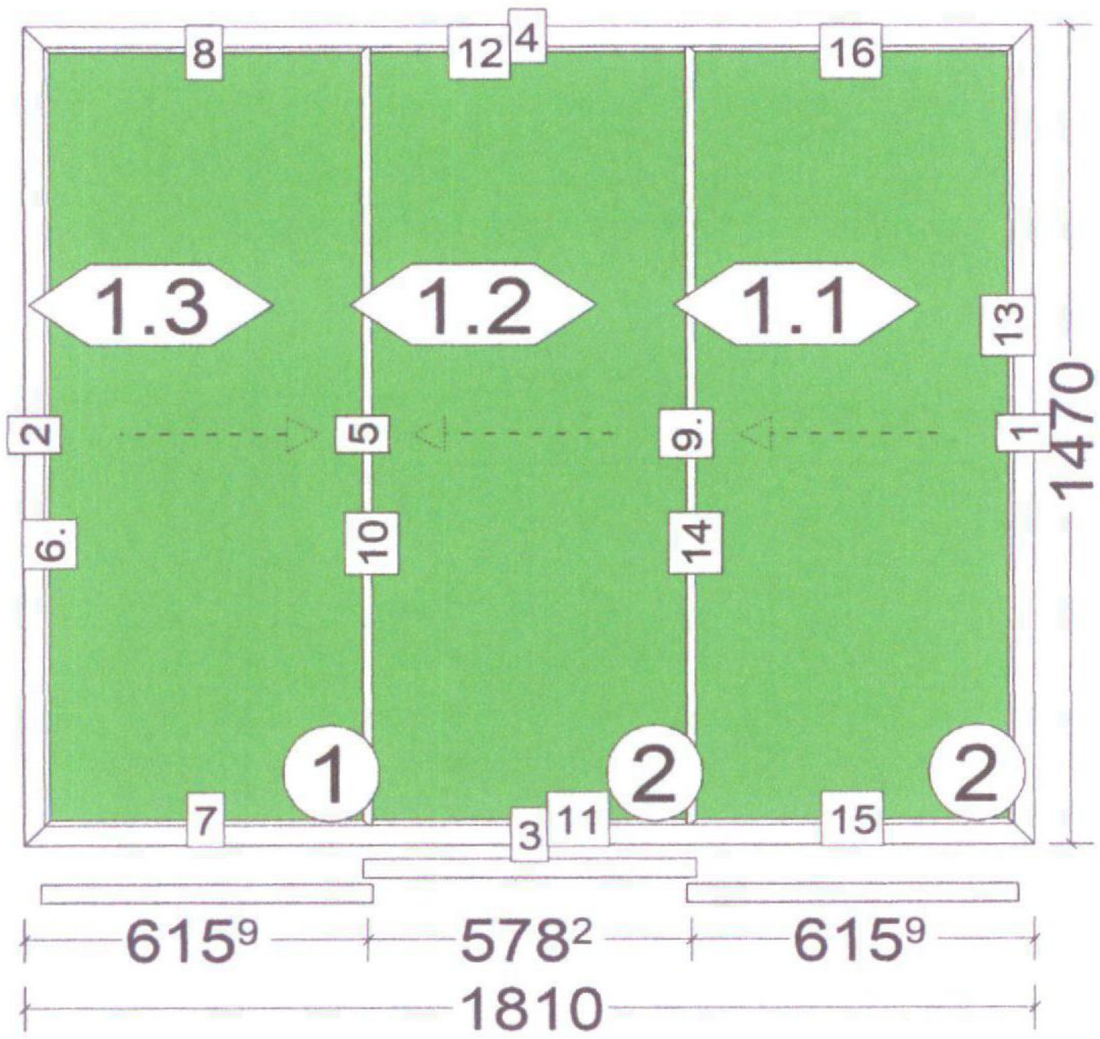

Position: item 12 Part B

Quantity: 1 Pcs.
System: Senior SSG Horizontal Sliding Heavy Duty

Size: 1,810 x 1,470 mm

Scale: 1: 20 / Exterior View

Weight of Position (w/o Accessories): 32.84 (32.84) kg
(24.03 kg Fillings / 8.81 kg Profiles)

Frame Element-Corner Connections: Nail
Drainage: Visible
Colour: Painted 9910

Target Times

Description	Comment	Quantity	Minutes/Pcs.	Minutes	Total
Joints				**320**	**320**
- Corner Connections		16	20	320	

Frame Element

Profiles

Quantity	Number	Description	Length [mm]	Cut	Orientation / Seq.No.
1 (1) Pcs.	SSG76286	Jambs Outer Frames for Sliding Sashes	1,470.0	V - V	R / 1
1 (1) Pcs.	SSG76286	Jambs Outer Frames for Sliding Sashes	1,470.0	V - V	L / 2
1 (1) Pcs.	SSG76285	Head and Cill Outer Frames for Sliding Sashes, Aluminium	1,810.0	V - V	B / 3
1 (1) Pcs.	SSG76285	Head and Cill Outer Frames for Sliding Sashes, Aluminium	1,810.0	V - V	T / 4

Accessories

Quantity	Number	Description	Colour
1 (1) Pcs.	SSGSOO625	17.0 mm seal for Secondary Glazing, 6.56 m	
1 (1) Pcs.	SSGVSSOOO	Vision Strip for Secondary Glazing, 6.56 m	Black

Continuation of position item 12 Part B

1: Sliding Door - Handle Height: Centre (706 mm from sash outer edge)

Hardware: SSG 3C, Handle: SSGCATCH (Silver Coloured)

Sash:		Weight:	Size:
	1.1	9.2 kg	596 x 1,412 mm
	1.2	9.3 kg	596 x 1,412 mm
	1.3	9.2 kg	596 x 1,412 mm

Profiles

Quantity	Number	Description	Length [mm]	Cut	Orientation / Seq.No.
1 (1) Pcs.	SSG76281	Heavy Duty Meeting Stile for Sliding Sashes, Aluminium	1,412.0	V - V	R / 5
1 (1) Pcs.	SSG76283	Handle Stile for Sliding Sashes, Aluminium	1,412.0	V - V	L / 6
1 (1) Pcs.	SSG76280	Top and Bottom Rails for Sliding Sashes, Aluminium	595.5	V - V	B / 7
1 (1) Pcs.	SSG76280	Top and Bottom Rails for Sliding Sashes, Aluminium	595.5	V - V	T / 8
1 (1) Pcs.	SSG76281	Heavy Duty Meeting Stile for Sliding Sashes, Aluminium	1,412.0	V - V	R / 9
1 (1) Pcs.	SSG76281	Heavy Duty Meeting Stile for Sliding Sashes, Aluminium	1,412.0	V - V	L / 10
1 (1) Pcs.	SSG76280	Top and Bottom Rails for Sliding Sashes, Aluminium	595.5	V - V	B / 11
1 (1) Pcs.	SSG76280	Top and Bottom Rails for Sliding Sashes, Aluminium	595.5	V - V	T / 12
1 (1) Pcs.	SSG76283	Handle Stile for Sliding Sashes, Aluminium	1,412.0	V - V	R / 13
1 (1) Pcs.	SSG76281	Heavy Duty Meeting Stile for Sliding Sashes, Aluminium	1,412.0	V - V	L / 14
1 (1) Pcs.	SSG76280	Top and Bottom Rails for Sliding Sashes, Aluminium	595.5	V - V	B / 15
1 (1) Pcs.	SSG76280	Top and Bottom Rails for Sliding Sashes, Aluminium	595.5	V - V	T / 16

Glass

Quantity	Width [mm]	Height [mm]	Area [m²]	Description	Number
1 (1) Pcs.	576	1,392	0.80	4mm Clear toughened , 4 mm	1
1 (1) Pcs.	576	1,392	0.80	4mm Clear toughened , 4 mm	2
1 (1) Pcs.	576	1,392	0.80	4mm Clear toughened , 4 mm	2

Hardware

Quantity	Number	Description	Colour	Seq.No.
3 (3) pc	SSGCATCHN	SSG Aluminium Catch	Silver Coloured	
6 (6) pc	SSGSSROLA	Secondary Glazing Carriage Wheel - Max Load 9 Kgs		

Gaskets

Quantity	Number	Description	Colour
13.03 (13.03) m	SSG4MM	Channel gasket For Secondary Glazing - 4mm Glass	
14.33 (14.33) m	SSGWPC375	Weatherpile Size 4.8 x 3.75mm for Secondary Glazing	

Accessories

Quantity	Number	Description	Colour
3 (3) pc	SSGSCOOOO	Secondary Glazing Spring Catches	
8 (8) pc	SSGSSMRES	Secondary Glazing Meeting Stile End Caps	
2 (2) Pcs.	SSGWPO762	Weatherpile Size 4.8 x 7.75mm for Secondary Glazing, 1.41 m	

Continuation of position item 12 Part B

Quantity	Number	Description	Colour
1 (1) Pcs.	SSGWPO762	Weatherpile Size 4.8 x 7.75mm for Secondary Glazing, 2.82 m	

Assembly List

Date: 19/02/2025 / 12:10
Project: D Bendon (Old St Peters Church)

Mr
Dai Bendon
DB Construction LTD

Person in Charge: Ashlie Vaughan

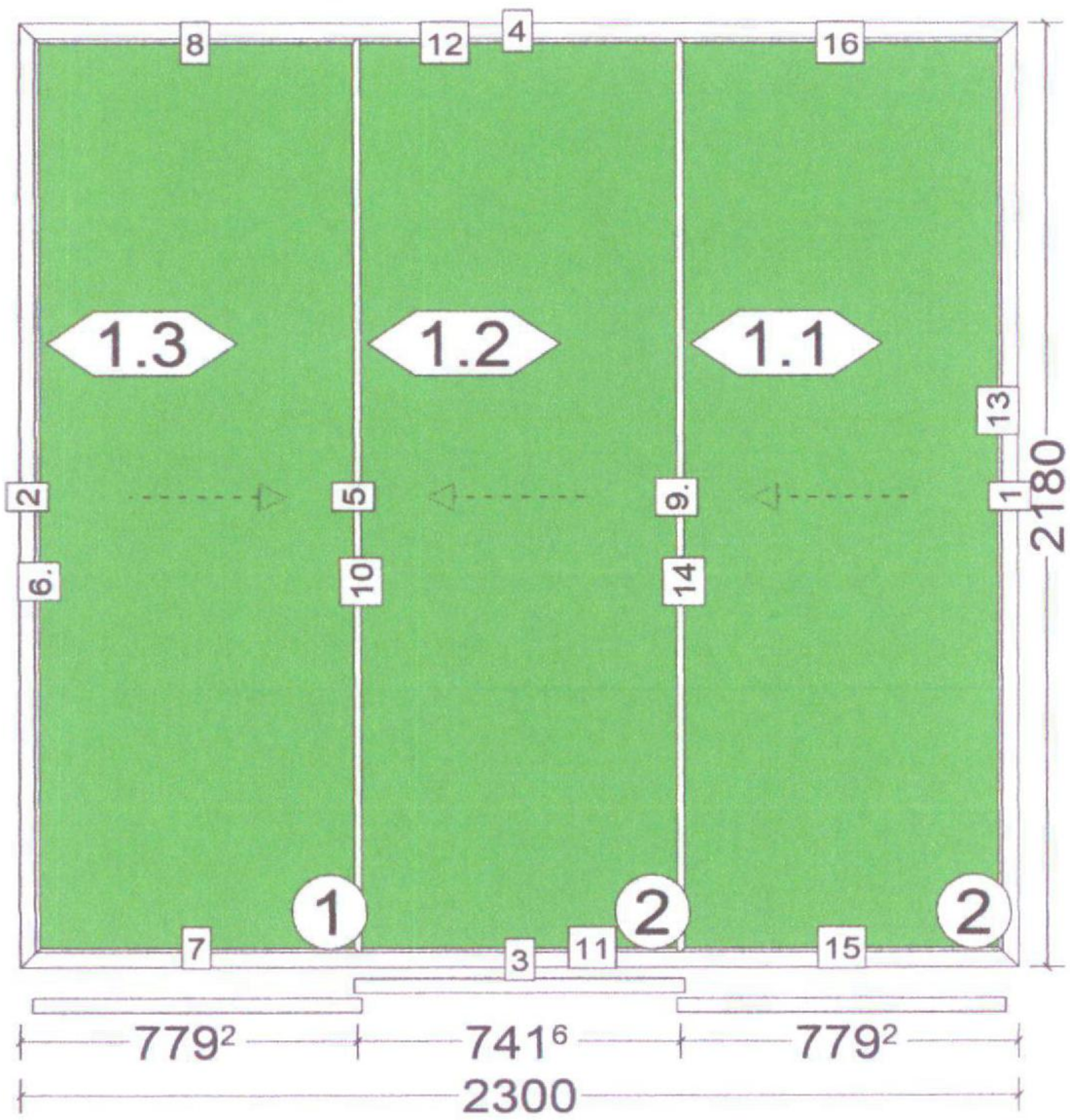

Position: item 15 Part B - Copy
Quantity: 1 Pcs.
System: Senior SSG Horizontal Sliding Heavy Duty

Size: 2,300 x 2,180 mm

Scale: 1: 25 / Exterior View

Weight of Position (w/o Accessories): 59.02 (59.02) kg
(46.59 kg Fillings / 12.43 kg Profiles)

Frame Element-Corner Connections: Nail
Drainage: Visible
Colour: Painted 9910

Target Times

Description	Comment	Quantity	Minutes/Pcs.	Minutes	Total
Joints				**320**	**320**
- Corner Connections		16	20	320	

Frame Element

Profiles

Quantity	Number	Description	Length [mm]	Cut	Orientation / Seq.No.
1 (1) Pcs.	SSG76286	Jambs Outer Frames for Sliding Sashes	2,180.0	V - V	R / 1
1 (1) Pcs.	SSG76286	Jambs Outer Frames for Sliding Sashes	2,180.0	V - V	L / 2
1 (1) Pcs.	SSG76285	Head and Cill Outer Frames for Sliding Sashes, Aluminium	2,300.0	V - V	B / 3
1 (1) Pcs.	SSG76285	Head and Cill Outer Frames for Sliding Sashes, Aluminium	2,300.0	V - V	T / 4

Accessories

Quantity	Number	Description	Colour
1 (1) Pcs.	SSGSOO625	17.0 mm seal for Secondary Glazing, 8.96 m	
1 (1) Pcs.	SSGVSSOOO	Vision Strip for Secondary Glazing, 8.96 m	Black

Continuation of position item 15 Part B - Copy

1: Sliding Door - Handle Height: Centre (1,061 mm from sash outer edge)

Hardware: SSG 3C, Handle: SSGCATCH (Silver Coloured)

Sash:		Weight:		Size:	
	1.1		17.3 kg		759 x 2,122 mm
	1.2		17.4 kg		759 x 2,122 mm
	1.3		17.3 kg		759 x 2,122 mm

Profiles

Quantity	Number	Description	Length [mm]	Cut	Orientation / Seq.No.
1 (1) Pcs.	SSG76281	Heavy Duty Meeting Stile for Sliding Sashes, Aluminium	2,122.0	V - V	R / 5
1 (1) Pcs.	SSG76283	Handle Stile for Sliding Sashes, Aluminium	2,122.0	V - V	L / 6
1 (1) Pcs.	SSG76280	Top and Bottom Rails for Sliding Sashes, Aluminium	758.9	V - V	B / 7
1 (1) Pcs.	SSG76280	Top and Bottom Rails for Sliding Sashes, Aluminium	758.9	V - V	T / 8
1 (1) Pcs.	SSG76281	Heavy Duty Meeting Stile for Sliding Sashes, Aluminium	2,122.0	V - V	R / 9
1 (1) Pcs.	SSG76281	Heavy Duty Meeting Stile for Sliding Sashes, Aluminium	2,122.0	V - V	L / 10
1 (1) Pcs.	SSG76280	Top and Bottom Rails for Sliding Sashes, Aluminium	758.9	V - V	B / 11
1 (1) Pcs.	SSG76280	Top and Bottom Rails for Sliding Sashes, Aluminium	758.9	V - V	T / 12
1 (1) Pcs.	SSG76283	Handle Stile for Sliding Sashes, Aluminium	2,122.0	V - V	R / 13
1 (1) Pcs.	SSG76281	Heavy Duty Meeting Stile for Sliding Sashes, Aluminium	2,122.0	V - V	L / 14
1 (1) Pcs.	SSG76280	Top and Bottom Rails for Sliding Sashes, Aluminium	758.9	V - V	B / 15
1 (1) Pcs.	SSG76280	Top and Bottom Rails for Sliding Sashes, Aluminium	758.9	V - V	T / 16

Glass

Quantity	Width [mm]	Height [mm]	Area [m²]	Description	Number
1 (1) Pcs.	739	2,102	1.55	4mm Clear toughened , 4 mm	1
1 (1) Pcs.	739	2,102	1.55	4mm Clear toughened , 4 mm	2
1 (1) Pcs.	739	2,102	1.55	4mm Clear toughened , 4 mm	2

Hardware

Quantity	Number	Description	Colour	Seq.No.
3 (3) pc	SSGCATCHN	SSG Aluminium Catch	Silver Coloured	
6 (6) pc	SSGSSROLA	Secondary Glazing Carriage Wheel - Max Load 9 Kgs		

Gaskets

Quantity	Number	Description	Colour
18.90 (18.90) m	SSG4MM	Channel gasket For Secondary Glazing - 4mm Glass	
19.71 (19.71) m	SSGWPC375	Weatherpile Size 4.8 x 3.75mm for Secondary Glazing	

Accessories

Quantity	Number	Description	Colour
3 (3) pc	SSGSCOOOO	Secondary Glazing Spring Catches	
8 (8) pc	SSGSSMRES	Secondary Glazing Meeting Stile End Caps	
2 (2) Pcs.	SSGWPO762	Weatherpile Size 4.8 x 7.75mm for Secondary Glazing, 2.12 m	

Continuation of position item 15 Part B - Copy

Quantity	Number	Description	Colour
1 (1) Pcs.	SSGWPO762	Weatherpile Size 4.8 x 7.75mm for Secondary Glazing, 4.24 m	

Assembly List

Date: 19/02/2025 / 12:10
Project: D Bendon (Old St Peters Church)

Mr
Dai Bendon
DB Construction LTD

Person in Charge: Ashlie Vaughan

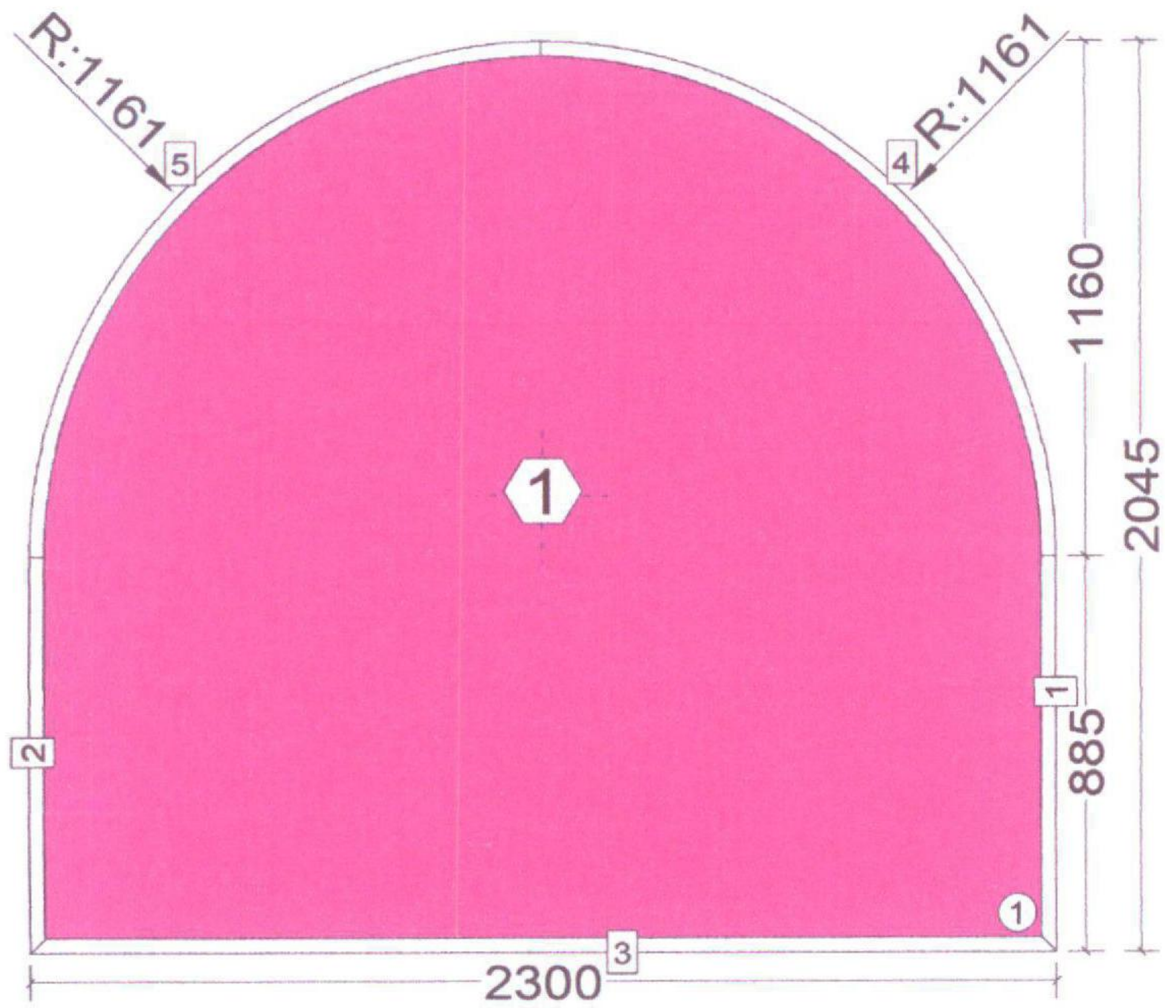

Position: item 15 Part A

Quantity: 1 Pcs.
System: SMA ALUSPACE (BETA) Sliding Door
INT218 Standard

Size: 2,300 x 2,045 mm
Corner Connections: Crimp
Drainage: Visible
Colour: HP 9910

Scale: 1: 25 / Exterior View

Weight of Position (w/o Accessories): 93.95 (93.95) kg
(87.29 kg Fillings / 6.66 kg Profiles)

Target Times

Description	Comment	Quantity	Minutes/Pcs.	Minutes	Total
Joints				**139**	**139**
- Corner Connections >45°		3	35	105	
- Corner Connections		2	17	34	

Frame Element

Attention: For connection of curved profiles INT210/INT210 there are no system accessories.

Profiles

Quantity	Number	Description	Length [mm]	Cut	Orientation / Seq.No.
1 (1) Pcs.	INT210	OUTER FRAME FOR ALUSPACE	885.0	V - 90°	R / 1
1 (1) Pcs.	INT210	OUTER FRAME FOR ALUSPACE	885.0	90° - V	L / 2
1 (1) Pcs.	INT210	OUTER FRAME FOR ALUSPACE	2,300.0	V - V	B / 3

Curved Profiles

Quantity	Number	Description	Length [mm]	Cut	Orientation / Seq.No.
1 (1) Pcs.	INT210 ,Curved	OUTER FRAME FOR ALUSPACE	1,811.7	90° - 89.5°	F / 4

This profile is curved. Please consider the profile drawing.
The inner/outer bending radius equals: 1,128 / 1,161 mm

Continuation of position item 15 Part A

Quantity	Number	Description	Length [mm]	Cut	Orientation / Seq.No.
1 (1) Pcs.	INT210 ,Curved	OUTER FRAME FOR ALUSPACE	1,811.7	89.5° - 90°	F / 5

This profile is curved. Please consider the profile drawing.
The inner/outer bending radius equals: 1,128 / 1,161 mm

Accessories

Quantity	Number	Description	Colour
2 (2) pc	ACET045	CHEVRON FOR ETC010/20/21	
2 (2) pc	ACINT210	CRIMPING CORNER CLEAT INT210 ALUSPACE	

1: Fixed Field Inside Glazed

Weight: 87.3 kg

Glazing Beads

Quantity	Number	Description	Length [mm]	Cut	Orientation / Seq.No
1 (1) Pcs.	INT271	SQUARE BEAD FOR INT210 ALUSPACE	852.0	I - 90°	R
1 (1) Pcs.	INT271	SQUARE BEAD FOR INT210 ALUSPACE	852.0	90° - I	L
1 (1) Pcs.	INT271	SQUARE BEAD FOR INT210 ALUSPACE	2,264.0	I - I	B
1 (1) Pcs.	INT271	SQUARE BEAD FOR INT210 ALUSPACE	1,783.5	90° - 89.4°	F
1 (1) Pcs.	INT271	SQUARE BEAD FOR INT210 ALUSPACE	1,783.5	89.4° - 90°	F

Glass

Quantity	Width [mm]	Height [mm]	Area [m²]	Description	Number
1 (1) Pcs.	2,259	2,004	4.53	8.8mm Laminated Glass Clear , 8 mm	1
	Shaped Glass				

Gaskets

Quantity	Number	Description	Colour
7.73 (7.73) m	ACET843	2MM EXTERNAL GASKET ALI600 200m	
7.73 (7.73) m	ACW20038	TEARAWAY VERSION ACW20034 200M	

Assembly List

Date: 19/02/2025 / 12:10
Project: D Bendon (Old St Peters Church)

Mr
Dai Bendon
DB Construction LTD

Person in Charge: Ashlie Vaughan



Position: item 14 &1 Part B
Quantity: 2 Pcs.
System: Senior SSG Horizontal Sliding Heavy Duty

Size: 1,270 x 1,215 mm

Frame Element-Corner Connections: Nail
Drainage: Visible
Colour: Painted 9910

Scale: 1: 20 / Exterior View

Weight of Position (w/o Accessories): 19.46 (38.91) kg
(13.52 kg Fillings / 5.94 kg Profiles)

Stated quantities refer to one position each.

Target Times

Description	Comment	Quantity	Minutes/Pcs.	Minutes	Total
Joints				**240**	**480**
- Corner Connections		12	20	240	

Frame Element

Profiles

Quantity	Number	Description	Length [mm]	Cut	Orientation / Seq.No.
1 (2) Pcs.	SSG76286	Jambs Outer Frames for Sliding Sashes	1,215.0	V - V	R / 1
1 (2) Pcs.	SSG76286	Jambs Outer Frames for Sliding Sashes	1,215.0	V - V	L / 2
1 (2) Pcs.	SSG76285	Head and Cill Outer Frames for Sliding Sashes, Aluminium	1,270.0	V - V	B / 3
1 (2) Pcs.	SSG76285	Head and Cill Outer Frames for Sliding Sashes, Aluminium	1,270.0	V - V	T / 4

Accessories

Quantity	Number	Description	Colour
1 (2) Pcs.	SSGSOO625	17.0 mm seal for Secondary Glazing, 4.97 m	
1 (2) Pcs.	SSGVSSOOO	Vision Strip for Secondary Glazing, 4.97 m	Black

Continuation of position item 14 &1 Part B

1: Sliding Door - Handle Height: 1,050 mm from sash outer edge

Hardware: SSG 2A, Handle: SSGCATCH (Without)

Sash:		Weight:		Size:	
	1.1		7.8 kg		615 x 1,157 mm
	1.2		7.8 kg		615 x 1,157 mm

Profiles

Quantity	Number	Description	Length [mm]	Cut	Orientation / Seq.No.
1 (2) Pcs.	SSG76281	Heavy Duty Meeting Stile for Sliding Sashes, Aluminium	1,157.0	V - V	R / 5
1 (2) Pcs.	SSG76283	Handle Stile for Sliding Sashes, Aluminium	1,157.0	V - V	L / 6
1 (2) Pcs.	SSG76280	Top and Bottom Rails for Sliding Sashes, Aluminium	614.6	V - V	B / 7
1 (2) Pcs.	SSG76280	Top and Bottom Rails for Sliding Sashes, Aluminium	614.6	V - V	T / 8
1 (2) Pcs.	SSG76283	Handle Stile for Sliding Sashes, Aluminium	1,157.0	V - V	R / 9
1 (2) Pcs.	SSG76281	Heavy Duty Meeting Stile for Sliding Sashes, Aluminium	1,157.0	V - V	L / 10
1 (2) Pcs.	SSG76280	Top and Bottom Rails for Sliding Sashes, Aluminium	614.6	V - V	B / 11
1 (2) Pcs.	SSG76280	Top and Bottom Rails for Sliding Sashes, Aluminium	614.6	V - V	T / 12

Glass

Quantity	Width [mm]	Height [mm]	Area [m²]	Description	Number
1 (2) Pcs.	595	1,137	0.68	4mm Clear toughened , 4 mm	1
1 (2) Pcs.	595	1,137	0.68	4mm Clear toughened , 4 mm	2

Hardware

Quantity	Number	Description	Colour	Seq.No.
2 (4) pc	SSGCATCHM	SSG Aluminium Catch		
4 (8) pc	SSGSSROLA	Secondary Glazing Carriage Wheel - Max Load 9 Kgs		

Gaskets

Quantity	Number	Description	Colour
7.63 (15.26) m	SSG4MM	Channel gasket For Secondary Glazing - 4mm Glass	
10.69 (21.38) m	SSGWPC375	Weatherpile Size 4.8 x 3.75mm for Secondary Glazing	

Accessories

Quantity	Number	Description	Colour
2 (4) pc	SSGSCOOOO	Secondary Glazing Spring Catches	
4 (8) pc	SSGSSMRES	Secondary Glazing Meeting Stile End Caps	
2 (4) Pcs.	SSGWPO762	Weatherpile Size 4.8 x 7.75mm for Secondary Glazing, 1.16 m	

Assembly List

Date: 19/02/2025 / 12:10
Project: D Bendon (Old St Peters Church)

Mr
Dai Bendon
DB Construction LTD

Person in Charge: Ashlie Vaughan

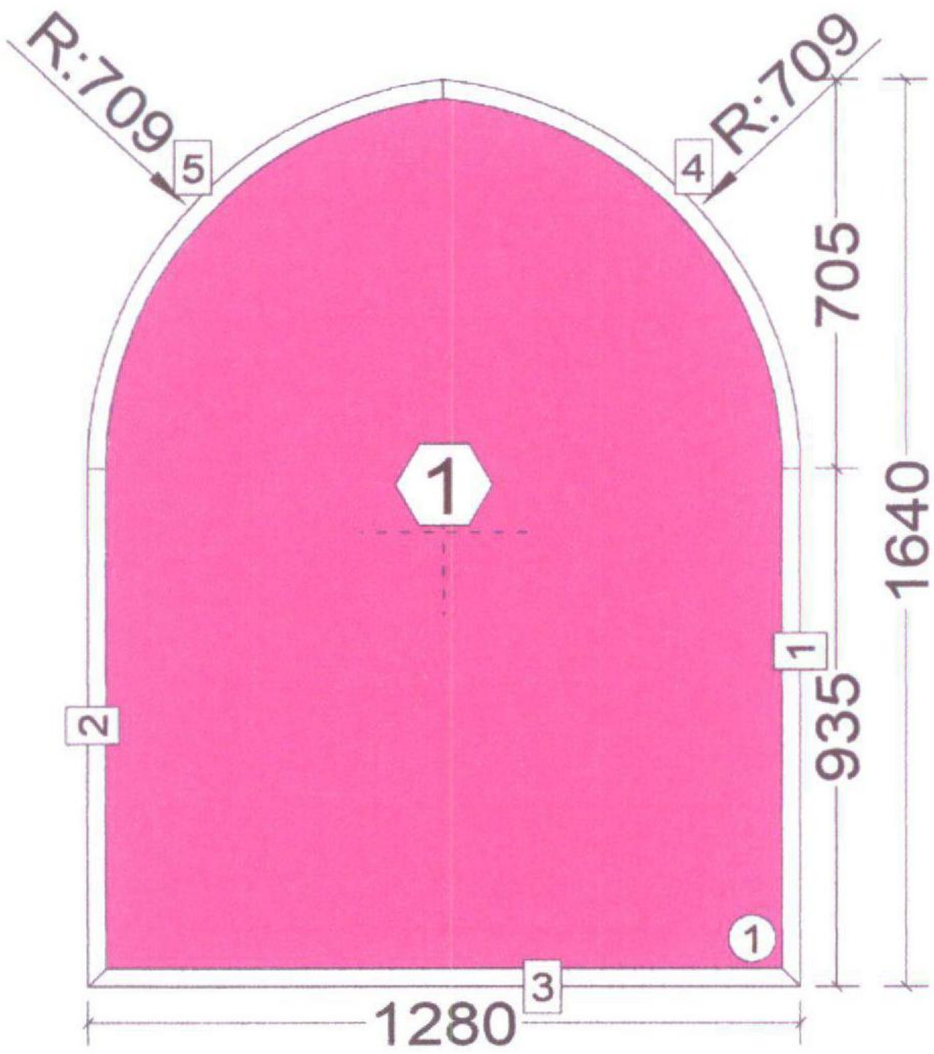

Position: item 13 Part A

Quantity: 1 Pcs.
System: SMA ALUSPACE (BETA) Sliding Door INT218 Standard

Size: 1,280 x 1,640 mm
Corner Connections: Crimp
Drainage: Visible
Colour: HP 9910

Scale: 1: 20 / Exterior View

Weight of Position (w/o Accessories): 43.71 (43.71) kg (39.20 kg Fillings / 4.52 kg Profiles)

Target Times

Description	Comment	Quantity	Minutes/Pcs.	Minutes	Total
Joints				**139**	**139**
- Corner Connections >45°		3	35	105	
- Corner Connections		2	17	34	

Frame Element

Attention: For connection of curved profiles INT210/INT210 there are no system accessories.

Profiles

Quantity	Number	Description	Length [mm]	Cut	Orientation / Seq.No.
1 (1) Pcs.	INT210	OUTER FRAME FOR ALUSPACE	935.0	V - 90°	R / 1
1 (1) Pcs.	INT210	OUTER FRAME FOR ALUSPACE	935.0	90° - V	L / 2
1 (1) Pcs.	INT210	OUTER FRAME FOR ALUSPACE	1,280.0	V - V	B / 3

Continuation of position item 13 Part A

Curved Profiles

Quantity	Number	Description	Length [mm]	Cut	Orientation / Seq.No.
1 (1) Pcs.	INT210 ,Curved	OUTER FRAME FOR ALUSPACE	1,044.0	90° - 84.4°	F / 4
This profile is curved. Please consider the profile drawing. The inner/outer bending radius equals: 676 / 709 mm					
1 (1) Pcs.	INT210 ,Curved	OUTER FRAME FOR ALUSPACE	1,044.0	84.4° - 90°	F / 5
This profile is curved. Please consider the profile drawing. The inner/outer bending radius equals: 676 / 709 mm					

Accessories

Quantity	Number	Description	Colour
2 (2) pc	ACET045	CHEVRON FOR ETC010/20/21	
2 (2) pc	ACINT210	CRIMPING CORNER CLEAT INT210 ALUSPACE	

1: Fixed Field Inside Glazed

Weight: 39.2 kg

Glazing Beads

Quantity	Number	Description	Length [mm]	Cut	Orientation / Seq.No
1 (1) Pcs.	INT271	SQUARE BEAD FOR INT210 ALUSPACE	902.0	I - 90°	R
1 (1) Pcs.	INT271	SQUARE BEAD FOR INT210 ALUSPACE	902.0	90° - I	L
1 (1) Pcs.	INT271	SQUARE BEAD FOR INT210 ALUSPACE	1,244.0	I - I	B
1 (1) Pcs.	INT271	SQUARE BEAD FOR INT210 ALUSPACE	1,015.7	90° - 84.3°	F
1 (1) Pcs.	INT271	SQUARE BEAD FOR INT210 ALUSPACE	1,015.7	84.3° - 90°	F

Glass

Quantity	Width [mm]	Height [mm]	Area [m²]	Description	Number
1 (1) Pcs.	1,239	1,599	1.98	8.8mm Laminated Glass Clear , 8 mm	1
	Shaped Glass				

Gaskets

Quantity	Number	Description	Colour
5.20 (5.20) m	ACET843	2MM EXTERNAL GASKET ALI600 200m	
5.20 (5.20) m	ACW20038	TEARAWAY VERSION ACW20034 200M	

Assembly List

Date: 19/02/2025 / 12:10
Project: D Bendon (Old St Peters Church)

Mr
Dai Bendon
DB Construction LTD

Person in Charge: Ashlie Vaughan

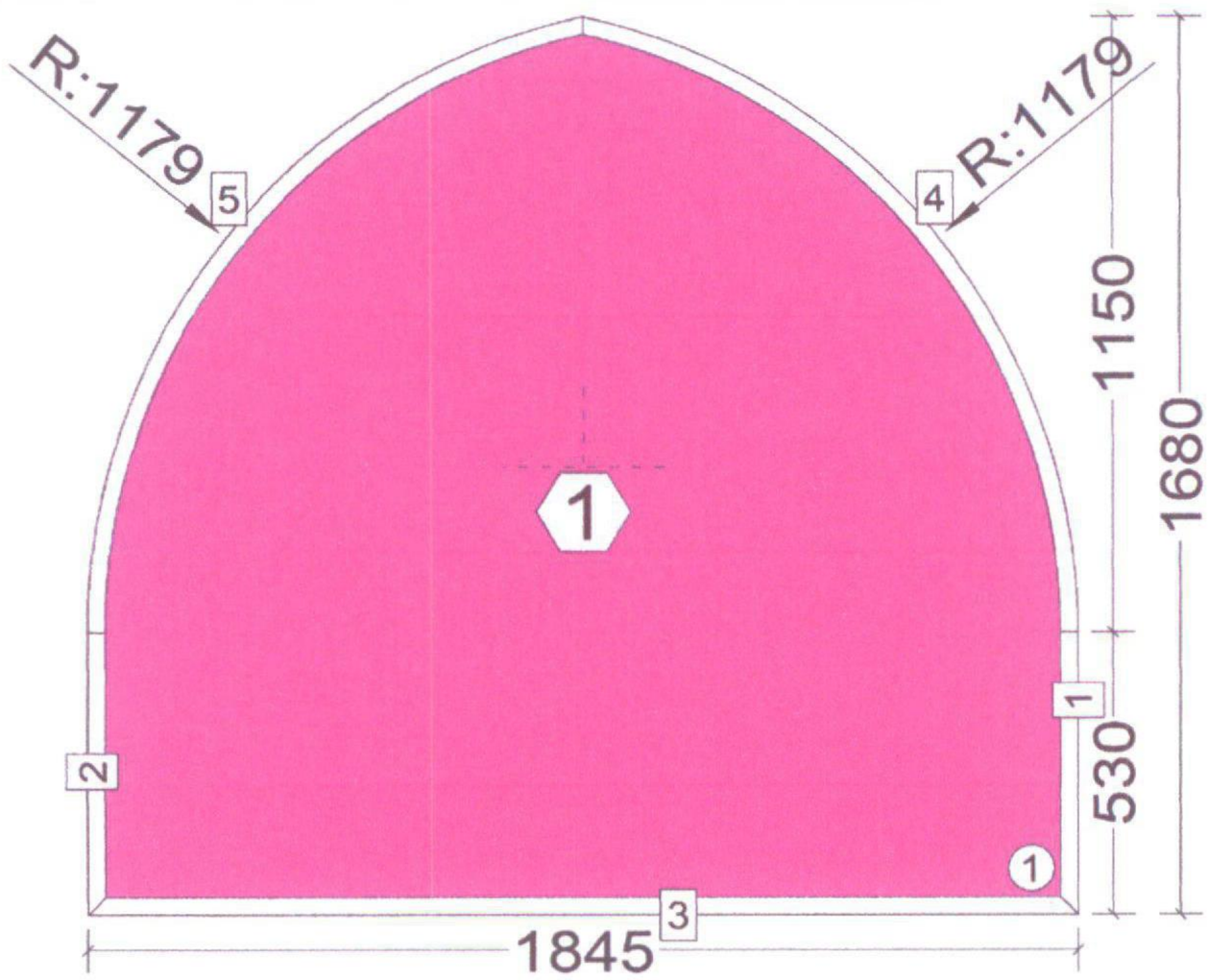

Position: item 11 Part A

Quantity: 1 Pcs.
System: SMA ALUSPACE (BETA) Sliding Door INT218 Standard

Size: 1,845 x 1,680 mm
Corner Connections: Crimp
Drainage: Visible
Colour: HP 9910

Scale: 1: 20 / Exterior View

Weight of Position (w/o Accessories): 58.85 (58.85) kg (53.59 kg Fillings / 5.26 kg Profiles)

Target Times

Description	Comment	Quantity	Minutes/Pcs.	Minutes	Total
Joints				**139**	**139**
- Corner Connections >45°		3	35	105	
- Corner Connections		2	17	34	

Frame Element

Attention: For connection of curved profiles INT210/INT210 there are no system accessories.

Profiles

Quantity	Number	Description	Length [mm]	Cut	Orientation / Seq.No.
1 (1) Pcs.	INT210	OUTER FRAME FOR ALUSPACE	530.0	V - 90°	R / 1
1 (1) Pcs.	INT210	OUTER FRAME FOR ALUSPACE	530.0	90° - V	L / 2
1 (1) Pcs.	INT210	OUTER FRAME FOR ALUSPACE	1,845.0	V - V	B / 3

Curved Profiles

Quantity	Number	Description	Length [mm]	Cut	Orientation / Seq.No.
1 (1) Pcs.	INT210 ,Curved	OUTER FRAME FOR ALUSPACE	1,592.6	90° - 77.4°	F / 4

This profile is curved. Please consider the profile drawing.
The inner/outer bending radius equals: 1,146 / 1,179 mm

Continuation of position item 11 Part A

Quantity	Number	Description	Length [mm]	Cut	Orientation / Seq.No.
1 (1) Pcs.	INT210 ,Curved	OUTER FRAME FOR ALUSPACE	1,592.6	77.4° - 90°	F / 5

This profile is curved. Please consider the profile drawing.
The inner/outer bending radius equals: 1,146 / 1,179 mm

Accessories

Quantity	Number	Description	Colour
2 (2) pc	ACET045	CHEVRON FOR ETC010/20/21	
2 (2) pc	ACINT210	CRIMPING CORNER CLEAT INT210 ALUSPACE	

1: Fixed Field Inside Glazed

Weight: 53.6 kg

Glazing Beads

Quantity	Number	Description	Length [mm]	Cut	Orientation / Seq.No
1 (1) Pcs.	INT271	SQUARE BEAD FOR INT210 ALUSPACE	497.0	I - 90°	R
1 (1) Pcs.	INT271	SQUARE BEAD FOR INT210 ALUSPACE	497.0	90° - I	L
1 (1) Pcs.	INT271	SQUARE BEAD FOR INT210 ALUSPACE	1,809.0	I - I	B
1 (1) Pcs.	INT271	SQUARE BEAD FOR INT210 ALUSPACE	1,564.3	90° - 77.2°	F
1 (1) Pcs.	INT271	SQUARE BEAD FOR INT210 ALUSPACE	1,564.3	77.2° - 90°	F

Glass

Quantity	Width [mm]	Height [mm]	Area [m²]	Description	Number
1 (1) Pcs.	1,804	1,638	2.96	8.8mm Laminated Glass Clear , 8 mm	1
	Shaped Glass				

Gaskets

Quantity	Number	Description	Colour
6.07 (6.07) m	ACET843	2MM EXTERNAL GASKET ALI600 200m	
6.07 (6.07) m	ACW20038	TEARAWAY VERSION ACW20034 200M	

Assembly List

Date: 19/02/2025 / 12:10
Project: D Bendon (Old St Peters Church)

Mr
Dai Bendon
DB Construction LTD

Person in Charge: Ashlie Vaughan

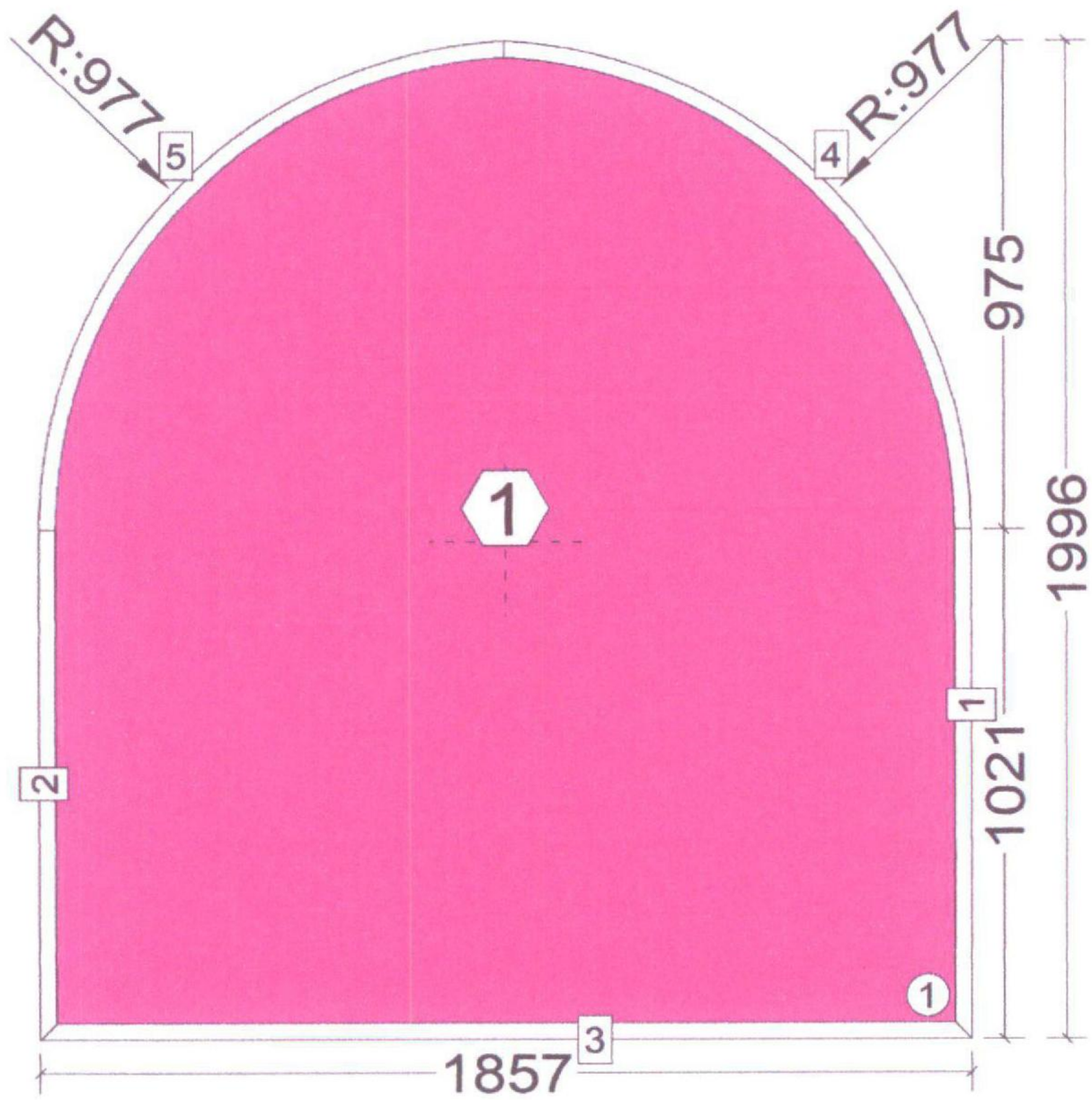

Position: item 4 Part A

Quantity: 1 Pcs.
System: SMA ALUSPACE (BETA) Sliding Door INT218 Standard

Size: 1,857 x 1,996 mm
Corner Connections: Crimp
Drainage: Visible
Colour: HP 9910

Scale: 1: 20 / Exterior View

Weight of Position (w/o Accessories): 75.44 (75.44) kg (69.50 kg Fillings / 5.94 kg Profiles)

Target Times

Description	Comment	Quantity	Minutes/Pcs.	Minutes	Total
Joints				**139**	**139**
- Corner Connections >45°		3	35	105	
- Corner Connections		2	17	34	

Frame Element

Attention: For connection of curved profiles INT210/INT210 there are no system accessories.

Profiles

Quantity	Number	Description	Length [mm]	Cut	Orientation / Seq.No.
1 (1) Pcs.	INT210	OUTER FRAME FOR ALUSPACE	1,021.0	V - 90°	R / 1
1 (1) Pcs.	INT210	OUTER FRAME FOR ALUSPACE	1,021.0	90° - V	L / 2
1 (1) Pcs.	INT210	OUTER FRAME FOR ALUSPACE	1,857.0	V - V	B / 3

Continuation of position item 4 Part A

Curved Profiles

Quantity	Number	Description	Length [mm]	Cut	Orientation / Seq.No.
1 (1) Pcs.	INT210 ,Curved	OUTER FRAME FOR ALUSPACE	1,485.4	90° - 87.2°	F / 4
This profile is curved. Please consider the profile drawing.					
The inner/outer bending radius equals: 944 / 977 mm					
1 (1) Pcs.	INT210 ,Curved	OUTER FRAME FOR ALUSPACE	1,485.4	87.2° - 90°	F / 5
This profile is curved. Please consider the profile drawing.					
The inner/outer bending radius equals: 944 / 977 mm					

Accessories

Quantity	Number	Description	Colour
2 (2) pc	ACET045	CHEVRON FOR ETC010/20/21	
2 (2) pc	ACINT210	CRIMPING CORNER CLEAT INT210 ALUSPACE	

1: Fixed Field Inside Glazed

Weight: 69.5 kg

Glazing Beads

Quantity	Number	Description	Length [mm]	Cut	Orientation / Seq.No
1 (1) Pcs.	INT271	SQUARE BEAD FOR INT210 ALUSPACE	988.0	I - 90°	R
1 (1) Pcs.	INT271	SQUARE BEAD FOR INT210 ALUSPACE	988.0	90° - I	L
1 (1) Pcs.	INT271	SQUARE BEAD FOR INT210 ALUSPACE	1,821.0	I - I	B
1 (1) Pcs.	INT271	SQUARE BEAD FOR INT210 ALUSPACE	1,457.1	90° - 87.1°	F
1 (1) Pcs.	INT271	SQUARE BEAD FOR INT210 ALUSPACE	1,457.1	87.1° - 90°	F

Glass

Quantity	Width [mm]	Height [mm]	Area [m²]	Description	Number
1 (1) Pcs.	1,816	1,955	3.55	8.8mm Laminated Glass Clear , 8 mm	1
	Shaped Glass				

Gaskets

Quantity	Number	Description	Colour
6.88 (6.88) m	ACET843	2MM EXTERNAL GASKET ALI600 200m	
6.88 (6.88) m	ACW20038	TEARAWAY VERSION ACW20034 200M	

Assembly List

Date: 19/02/2025 / 12:10
Project: D Bendon (Old St Peters Church)

Mr
Dai Bendon
DB Construction LTD

Person in Charge: Ashlie Vaughan

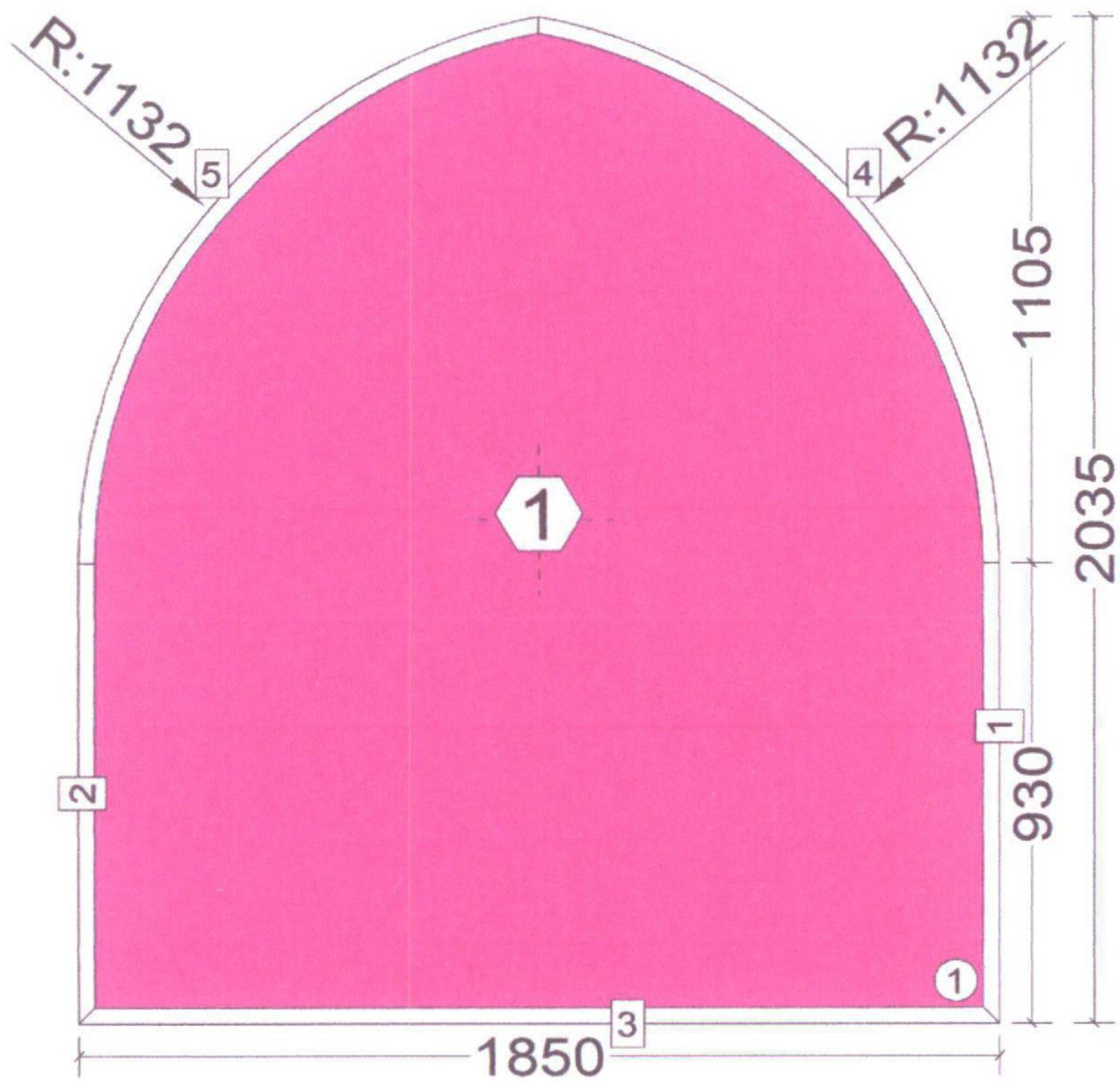

Position: item 3 Part A

Quantity: 1 Pcs.
System: SMA ALUSPACE (BETA) Sliding Door INT218 Standard

Size: 1,850 x 2,035 mm
Corner Connections: Crimp
Drainage: Visible
Colour: HP 9910

Scale: 1: 20 / Exterior View

Weight of Position (w/o Accessories): 74.40 (74.40) kg (68.50 kg Fillings / 5.91 kg Profiles)

Target Times

Description	Comment	Quantity	Minutes/Pcs.	Minutes	Total
Joints				**139**	**139**
- Corner Connections >45°		3	35	105	
- Corner Connections		2	17	34	

Frame Element

Attention: For connection of curved profiles INT210/INT210 there are no system accessories.

Profiles

Quantity	Number	Description	Length [mm]	Cut	Orientation / Seq.No.
1 (1) Pcs.	INT210	OUTER FRAME FOR ALUSPACE	930.0	V - 89.8°	R / 1
1 (1) Pcs.	INT210	OUTER FRAME FOR ALUSPACE	930.0	89.8° - V	L / 2
1 (1) Pcs.	INT210	OUTER FRAME FOR ALUSPACE	1,850.0	V - V	B / 3

Continuation of position item 3 Part A

Curved Profiles

Quantity	Number	Description	Length [mm]	Cut	Orientation / Seq.No.
1 (1) Pcs.	INT210 ,Curved	OUTER FRAME FOR ALUSPACE	1,562.1	89.8° - 79.5°	F / 4
This profile is curved. Please consider the profile drawing.					
The inner/outer bending radius equals: 1,099 / 1,132 mm					
1 (1) Pcs.	INT210 ,Curved	OUTER FRAME FOR ALUSPACE	1,562.1	79.5° - 89.8°	F / 5
This profile is curved. Please consider the profile drawing.					
The inner/outer bending radius equals: 1,099 / 1,132 mm					

Accessories

Quantity	Number	Description	Colour
2 (2) pc	ACET045	CHEVRON FOR ETC010/20/21	
2 (2) pc	ACINT210	CRIMPING CORNER CLEAT INT210 ALUSPACE	

1: Fixed Field Inside Glazed

Weight: 68.5 kg

Glazing Beads

Quantity	Number	Description	Length [mm]	Cut	Orientation / Seq.No
1 (1) Pcs.	INT271	SQUARE BEAD FOR INT210 ALUSPACE	897.0	I - 89.8°	R
1 (1) Pcs.	INT271	SQUARE BEAD FOR INT210 ALUSPACE	897.0	89.8° - I	L
1 (1) Pcs.	INT271	SQUARE BEAD FOR INT210 ALUSPACE	1,814.0	I - I	B
1 (1) Pcs.	INT271	SQUARE BEAD FOR INT210 ALUSPACE	1,533.8	89.8° - 79.3°	F
1 (1) Pcs.	INT271	SQUARE BEAD FOR INT210 ALUSPACE	1,533.8	79.3° - 89.8°	F

Glass

Quantity	Width [mm]	Height [mm]	Area [m²]	Description	Number
1 (1) Pcs.	1,809	1,994	3.61	8.8mm Laminated Glass Clear , 8 mm	1
	Shaped Glass				

Gaskets

Quantity	Number	Description	Colour
6.84 (6.84) m	ACET843	2MM EXTERNAL GASKET ALI600 200m	
6.84 (6.84) m	ACW20038	TEARAWAY VERSION ACW20034 200M	

Assembly List

Date: 19/02/2025 / 12:10
Project: D Bendon (Old St Peters Church)

Mr
Dai Bendon
DB Construction LTD

Person in Charge: Ashlie Vaughan

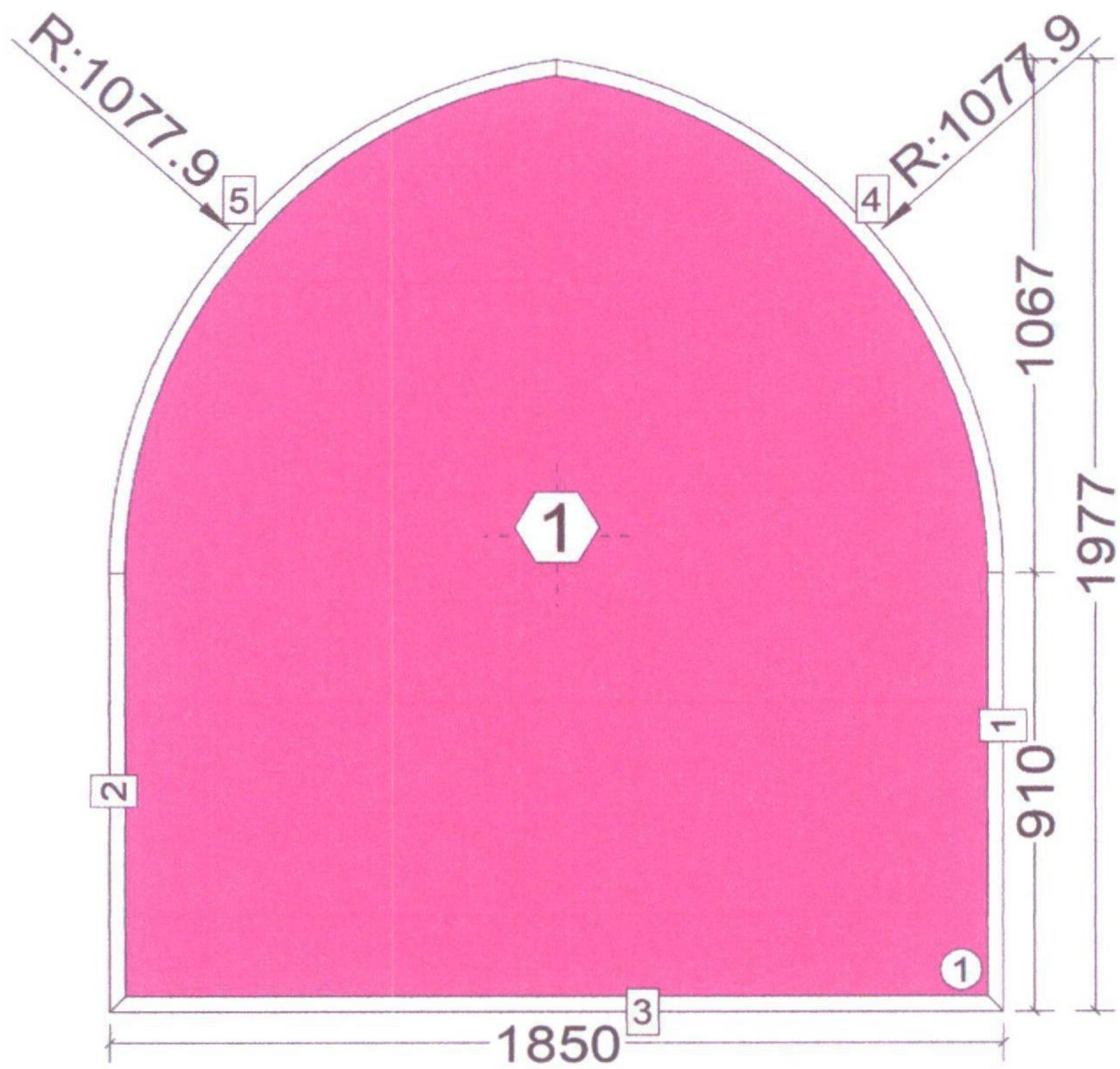

Position: item 5 Part A

Quantity: 1 Pcs.
System: SMA ALUSPACE (BETA) Sliding Door INT218 Standard

Size: 1,850 x 1,977 mm
Corner Connections: Crimp
Drainage: Visible
Colour: HP 9910

Scale: 1: 20 / Exterior View

Weight of Position (w/o Accessories): 72.77 (72.77) kg (66.94 kg Fillings / 5.83 kg Profiles)

Target Times

Description	Comment	Quantity	Minutes/Pcs.	Minutes	Total
Joints				**139**	**139**
- Corner Connections >45°		3	35	105	
- Corner Connections		2	17	34	

Frame Element

Attention: For connection of curved profiles INT210/INT210 there are no system accessories.

Profiles

Quantity	Number	Description	Length [mm]	Cut	Orientation / Seq.No.
1 (1) Pcs.	INT210	OUTER FRAME FOR ALUSPACE	910.0	V - I	R / 1
1 (1) Pcs.	INT210	OUTER FRAME FOR ALUSPACE	910.0	90° - V	L / 2
1 (1) Pcs.	INT210	OUTER FRAME FOR ALUSPACE	1,850.0	V - V	B / 3

Continuation of position item 5 Part A

Curved Profiles

Quantity	Number	Description	Length [mm]	Cut	Orientation / Seq.No.
1 (1) Pcs.	INT210 ,Curved	OUTER FRAME FOR ALUSPACE	1,539.7	I - 81.8°	F / 4
This profile is curved. Please consider the profile drawing. The inner/outer bending radius equals: 1,045 / 1,078 mm					
1 (1) Pcs.	INT210 ,Curved	OUTER FRAME FOR ALUSPACE	1,539.7	81.8° - 90°	F / 5
This profile is curved. Please consider the profile drawing. The inner/outer bending radius equals: 1,045 / 1,078 mm					

Accessories

Quantity	Number	Description	Colour
2 (2) pc	ACET045	CHEVRON FOR ETC010/20/21	
2 (2) pc	ACINT210	CRIMPING CORNER CLEAT INT210 ALUSPACE	

1: Fixed Field Inside Glazed

Weight: 66.9 kg

Glazing Beads

Quantity	Number	Description	Length [mm]	Cut	Orientation / Seq.No
1 (1) Pcs.	INT271	SQUARE BEAD FOR INT210 ALUSPACE	877.0	I - I	R
1 (1) Pcs.	INT271	SQUARE BEAD FOR INT210 ALUSPACE	877.0	90° - I	L
1 (1) Pcs.	INT271	SQUARE BEAD FOR INT210 ALUSPACE	1,814.0	I - I	B
1 (1) Pcs.	INT271	SQUARE BEAD FOR INT210 ALUSPACE	1,511.5	I - 81.7°	F
1 (1) Pcs.	INT271	SQUARE BEAD FOR INT210 ALUSPACE	1,511.5	81.7° - I	F

Glass

Quantity	Width [mm]	Height [mm]	Area [m²]	Description	Number
1 (1) Pcs.	1,809	1,936	3.50	8.8mm Laminated Glass Clear , 8 mm	1
	Shaped Glass				

Gaskets

Quantity	Number	Description	Colour
6.75 (6.75) m	ACET843	2MM EXTERNAL GASKET ALI600 200m	
6.75 (6.75) m	ACW20038	TEARAWAY VERSION ACW20034 200M	

Assembly List

Date: 19/02/2025 / 12:10
Project: D Bendon (Old St Peters Church)

Mr
Dai Bendon
DB Construction LTD

Person in Charge: Ashlie Vaughan

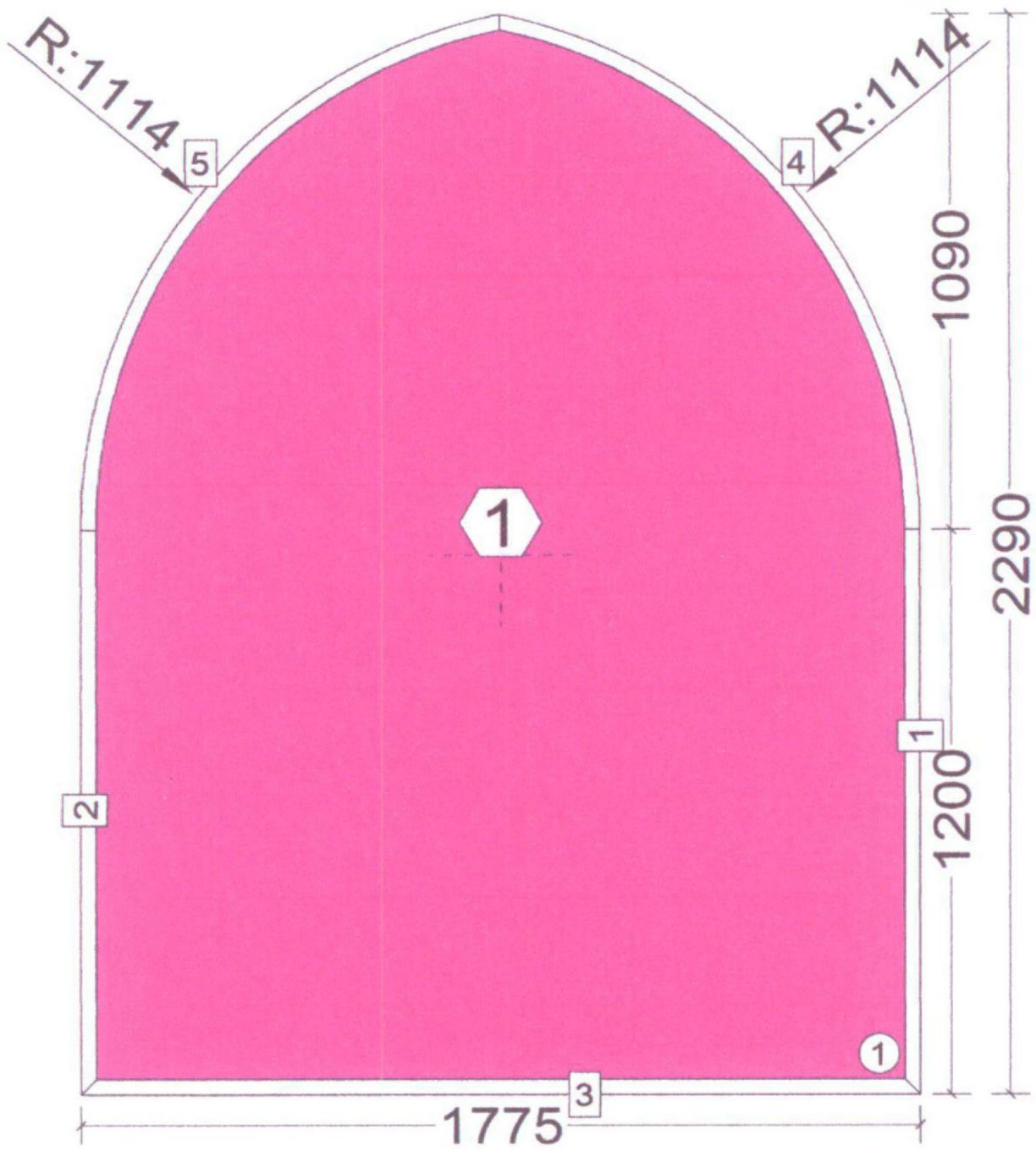

Position: item 6 Part A

Quantity: 1 Pcs.
System: SMA ALUSPACE (BETA) Sliding Door INT218 Standard

Size: 1,775 x 2,290 mm
Corner Connections: Crimp
Drainage: Visible
Colour: HP 9910

Scale: 1: 20 / Exterior View

Weight of Position (w/o Accessories): 81.70 (81.70) kg (75.46 kg Fillings / 6.24 kg Profiles)

Target Times

Description	Comment	Quantity	Minutes/Pcs.	Minutes	Total
Joints				**139**	**139**
- Corner Connections >45°		3	35	105	
- Corner Connections		2	17	34	

Frame Element

Attention: For connection of curved profiles INT210/INT210 there are no system accessories.

Profiles

Quantity	Number	Description	Length [mm]	Cut	Orientation / Seq.No.
1 (1) Pcs.	INT210	OUTER FRAME FOR ALUSPACE	1,200.0	V - 90°	R / 1
1 (1) Pcs.	INT210	OUTER FRAME FOR ALUSPACE	1,200.0	90° - V	L / 2
1 (1) Pcs.	INT210	OUTER FRAME FOR ALUSPACE	1,775.0	V - V	B / 3

Continuation of position item 6 Part A

Curved Profiles

Quantity	Number	Description	Length [mm]	Cut	Orientation / Seq.No.
1 (1) Pcs.	INT210 ,Curved	OUTER FRAME FOR ALUSPACE	1,521.0	90° - 78.3°	F / 4
This profile is curved. Please consider the profile drawing.					
The inner/outer bending radius equals: 1,081 / 1,114 mm					
1 (1) Pcs.	INT210 ,Curved	OUTER FRAME FOR ALUSPACE	1,521.0	78.3° - 90°	F / 5
This profile is curved. Please consider the profile drawing.					
The inner/outer bending radius equals: 1,081 / 1,114 mm					

Accessories

Quantity	Number	Description	Colour
2 (2) pc	ACET045	CHEVRON FOR ETC010/20/21	
2 (2) pc	ACINT210	CRIMPING CORNER CLEAT INT210 ALUSPACE	

1: Fixed Field Inside Glazed

Weight: 75.5 kg

Glazing Beads

Quantity	Number	Description	Length [mm]	Cut	Orientation / Seq.No
1 (1) Pcs.	INT271	SQUARE BEAD FOR INT210 ALUSPACE	1,167.0	I - 90°	R
1 (1) Pcs.	INT271	SQUARE BEAD FOR INT210 ALUSPACE	1,167.0	90° - I	L
1 (1) Pcs.	INT271	SQUARE BEAD FOR INT210 ALUSPACE	1,739.0	I - I	B
1 (1) Pcs.	INT271	SQUARE BEAD FOR INT210 ALUSPACE	1,492.7	90° - 78.1°	F
1 (1) Pcs.	INT271	SQUARE BEAD FOR INT210 ALUSPACE	1,492.7	78.1° - 90°	F

Glass

Quantity	Width [mm]	Height [mm]	Area [m²]	Description	Number
1 (1) Pcs.	1,734	2,249	3.90	8.8mm Laminated Glass Clear , 8 mm	1
	Shaped Glass				

Gaskets

Quantity	Number	Description	Colour
7.23 (7.23) m	ACET843	2MM EXTERNAL GASKET ALI600 200m	
7.23 (7.23) m	ACW20038	TEARAWAY VERSION ACW20034 200M	

Assembly List

Date: 19/02/2025 / 12:10
Project: D Bendon (Old St Peters Church)

Mr
Dai Bendon
DB Construction LTD

Person in Charge: Ashlie Vaughan

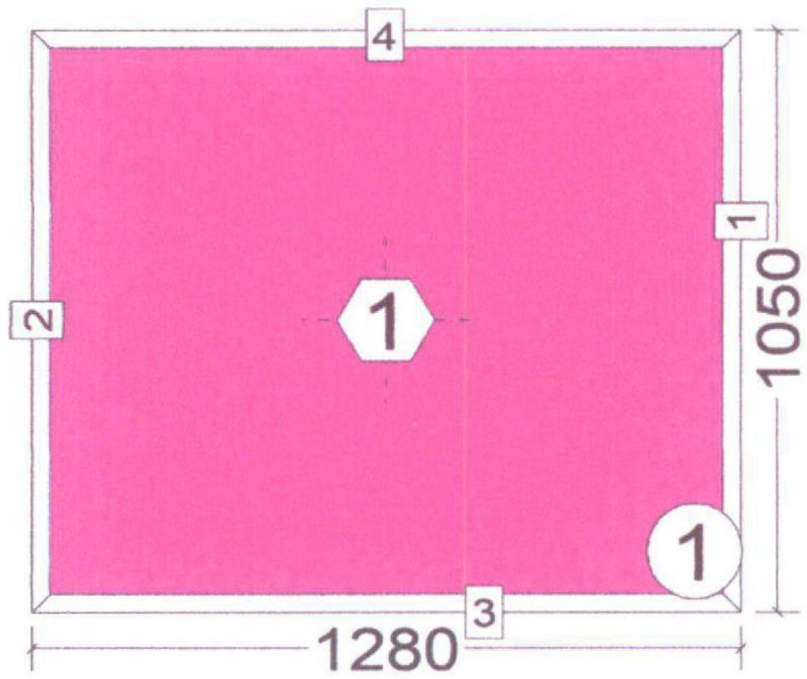

Position: item 13 Part B 30 min FR

Quantity: 1 Pcs.
System: SMA ALUSPACE (BETA) Sliding Door INT218 Standard

Size: 1,280 x 1,050 mm
Corner Connections: Crimp
Drainage: Visible
Colour: HP 9910

Scale: 1: 20 / Exterior View

Weight of Position (w/o Accessories): 24.05 (24.05) kg (20.00 kg Fillings / 4.05 kg Profiles)

Target Times

Description	Comment	Quantity	Minutes/Pcs.	Minutes	Total
Joints				**68**	**68**
- Corner Connections		4	17	68	

Frame Element

Profiles

Quantity	Number	Description	Length [mm]	Cut	Orientation / Seq.No.
1 (1) Pcs.	INT210	OUTER FRAME FOR ALUSPACE	1,050.0	V - V	R / 1
1 (1) Pcs.	INT210	OUTER FRAME FOR ALUSPACE	1,050.0	V - V	L / 2
1 (1) Pcs.	INT210	OUTER FRAME FOR ALUSPACE	1,280.0	V - V	B / 3
1 (1) Pcs.	INT210	OUTER FRAME FOR ALUSPACE	1,280.0	V - V	T / 4

Accessories

Quantity	Number	Description	Colour
4 (4) pc	ACET045	CHEVRON FOR ETC010/20/21	
4 (4) pc	ACINT210	CRIMPING CORNER CLEAT INT210 ALUSPACE	

1: Fixed Field Inside Glazed

Weight: 20.0 kg

Glazing Beads

Quantity	Number	Description	Length [mm]	Cut	Orientation / Seq.No
1 (1) Pcs.	INT291	SQUARE BEAD 6MM GLAZING INT210 ALUSPACE	984.0	I - I	R

Assembly List

Date: 19/02/2025 / 12:10
Project: D Bendon (Old St Peters Church)

Continuation of position item 13 Part B 30 min FR

Quantity	Number	Description	Length [mm]	Cut	Orientation / Seq.No
1 (1) Pcs.	INT291	SQUARE BEAD 6MM GLAZING INT210 ALUSPACE	984.0	I - I	L
1 (1) Pcs.	INT291	SQUARE BEAD 6MM GLAZING INT210 ALUSPACE	1,244.0	I - I	B
1 (1) Pcs.	INT291	SQUARE BEAD 6MM GLAZING INT210 ALUSPACE	1,244.0	I - I	T

Glass

Quantity	Width [mm]	Height [mm]	Area [m²]	Description	Number
1 (1) Pcs.	1,239	1,009	1.25	6.4mm Laminated Glass Clear , 6 mm	1

Gaskets

Quantity	Number	Description	Colour
4.53 (4.53) m	ACET843	2MM EXTERNAL GASKET ALI600 200m	
4.53 (4.53) m	ACW20038	TEARAWAY VERSION ACW20034 200M	

Assembly List

Date: 19/02/2025 / 12:10
Project: D Bendon (Old St Peters Church)

Mr
Dai Bendon
DB Construction LTD

Person in Charge: Ashlie Vaughan



Position: item 3 Part B 30 min FR

Quantity: 1 Pcs.
System: SMA ALUSPACE (BETA) Sliding Door INT218 Standard

Size: 1,850 x 754 mm
Corner Connections: Crimp
Drainage: Visible
Colour: HP 9910

Scale: 1: 20 / Exterior View

Weight of Position (w/o Accessories): 25.17 (25.17) kg (20.64 kg Fillings / 4.53 kg Profiles)

Target Times

Description	Comment	Quantity	Minutes/Pcs.	Minutes	Total
Joints				**68**	**68**
- Corner Connections		4	17	68	

Frame Element

Profiles

Quantity	Number	Description	Length [mm]	Cut	Orientation / Seq.No.
1 (1) Pcs.	INT210	OUTER FRAME FOR ALUSPACE	754.0	V - V	R / 1
1 (1) Pcs.	INT210	OUTER FRAME FOR ALUSPACE	754.0	V - V	L / 2
1 (1) Pcs.	INT210	OUTER FRAME FOR ALUSPACE	1,850.0	V - V	B / 3
1 (1) Pcs.	INT210	OUTER FRAME FOR ALUSPACE	1,850.0	V - V	T / 4

Accessories

Quantity	Number	Description	Colour
4 (4) pc	ACET045	CHEVRON FOR ETC010/20/21	
4 (4) pc	ACINT210	CRIMPING CORNER CLEAT INT210 ALUSPACE	

1: Fixed Field Inside Glazed

Weight: 20.6 kg

Glazing Beads

Quantity	Number	Description	Length [mm]	Cut	Orientation / Seq.No
1 (1) Pcs.	INT291	SQUARE BEAD 6MM GLAZING INT210 ALUSPACE	688.0	I - I	R
1 (1) Pcs.	INT291	SQUARE BEAD 6MM GLAZING INT210 ALUSPACE	688.0	I - I	L
1 (1) Pcs.	INT291	SQUARE BEAD 6MM GLAZING INT210 ALUSPACE	1,814.0	I - I	B

Continuation of position item 3 Part B 30 min FR

Quantity	Number	Description	Length [mm]	Cut	Orientation / Seq.No
1 (1) Pcs.	INT291	SQUARE BEAD 6MM GLAZING INT210 ALUSPACE	1,814.0	I - I	T

Glass

Quantity	Width [mm]	Height [mm]	Area [m²]	Description	Number
1 (1) Pcs.	1,809	713	1.29	6.4mm Laminated Glass Clear , 6 mm	1

Gaskets

Quantity	Number	Description	Colour
5.09 (5.09) m	ACET843	2MM EXTERNAL GASKET ALI600 200m	
5.09 (5.09) m	ACW20038	TEARAWAY VERSION ACW20034 200M	

Assembly List

Date: 19/02/2025 / 12:10
Project: D Bendon (Old St Peters Church)

Mr
Dai Bendon
DB Construction LTD

Person in Charge: Ashlie Vaughan

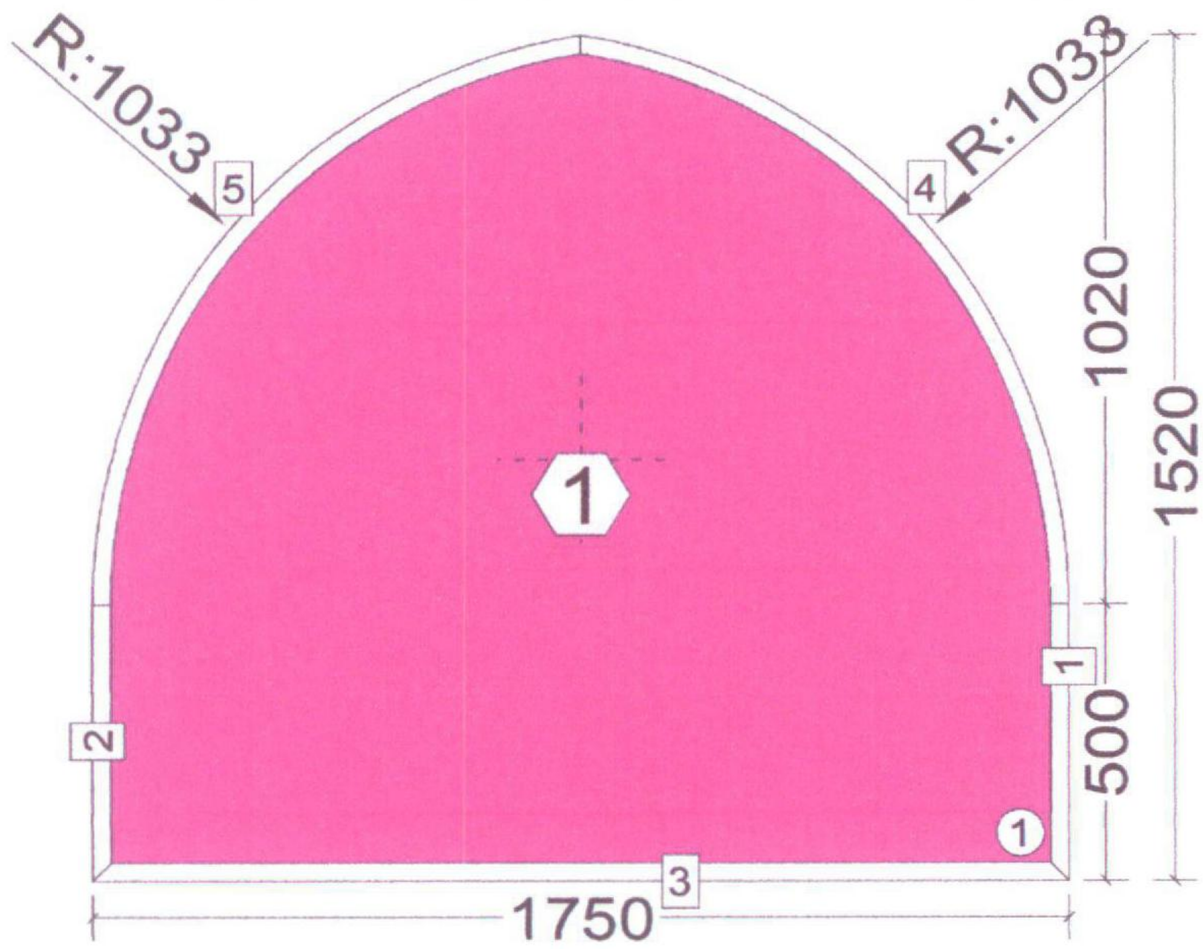

Position: item 8 Part A

Quantity: 1 Pcs.
System: SMA ALUSPACE (BETA) Sliding Door
INT218 Standard

Size: 1,750 x 1,520 mm
Corner Connections: Crimp
Drainage: Visible
Colour: HP 9910

Scale: 1: 20 / Exterior View

Weight of Position (w/o Accessories): 51.30 (51.30) kg
(46.40 kg Fillings / 4.90 kg Profiles)

Target Times

Description	Comment	Quantity	Minutes/Pcs.	Minutes	Total
Joints				**139**	**139**
- Corner Connections >45°		3	35	105	
- Corner Connections		2	17	34	

Frame Element

Attention: For connection of curved profiles INT210/INT210 there are no system accessories.

Profiles

Quantity	Number	Description	Length [mm]	Cut	Orientation / Seq.No.
1 (1) Pcs.	INT210	OUTER FRAME FOR ALUSPACE	500.0	V - 90°	R / 1
1 (1) Pcs.	INT210	OUTER FRAME FOR ALUSPACE	500.0	90° - V	L / 2
1 (1) Pcs.	INT210	OUTER FRAME FOR ALUSPACE	1,750.0	V - V	B / 3

Curved Profiles

Quantity	Number	Description	Length [mm]	Cut	Orientation / Seq.No.
1 (1) Pcs.	INT210 ,Curved	OUTER FRAME FOR ALUSPACE	1,463.2	90° - 81.2°	F / 4

This profile is curved. Please consider the profile drawing.
The inner/outer bending radius equals: 1,000 / 1,033 mm

Continuation of position item 8 Part A

Quantity	Number	Description	Length [mm]	Cut	Orientation / Seq.No.
1 (1) Pcs.	INT210 ,Curved	OUTER FRAME FOR ALUSPACE	1,463.2	81.2° - 90°	F / 5

This profile is curved. Please consider the profile drawing.
The inner/outer bending radius equals: 1,000 / 1,033 mm

Accessories

Quantity	Number	Description	Colour
2 (2) pc	ACET045	CHEVRON FOR ETC010/20/21	
2 (2) pc	ACINT210	CRIMPING CORNER CLEAT INT210 ALUSPACE	

1: Fixed Field Inside Glazed

Weight: 46.4 kg

Glazing Beads

Quantity	Number	Description	Length [mm]	Cut	Orientation / Seq.No
1 (1) Pcs.	INT271	SQUARE BEAD FOR INT210 ALUSPACE	467.0	I - 90°	R
1 (1) Pcs.	INT271	SQUARE BEAD FOR INT210 ALUSPACE	467.0	90° - I	L
1 (1) Pcs.	INT271	SQUARE BEAD FOR INT210 ALUSPACE	1,714.0	I - I	B
1 (1) Pcs.	INT271	SQUARE BEAD FOR INT210 ALUSPACE	1,434.9	90° - 81°	F
1 (1) Pcs.	INT271	SQUARE BEAD FOR INT210 ALUSPACE	1,434.9	81° - 90°	F

Glass

Quantity	Width [mm]	Height [mm]	Area [m²]	Description	Number
1 (1) Pcs.	1,709	1,479	2.53	8.8mm Laminated Glass Clear , 8 mm	1
	Shaped Glass				

Gaskets

Quantity	Number	Description	Colour
5.65 (5.65) m	ACET843	2MM EXTERNAL GASKET ALI600 200m	
5.65 (5.65) m	ACW20038	TEARAWAY VERSION ACW20034 200M	

Assembly List

Date: 19/02/2025 / 12:10
Project: D Bendon (Old St Peters Church)

Mr
Dai Bendon
DB Construction LTD

Person in Charge: Ashlie Vaughan

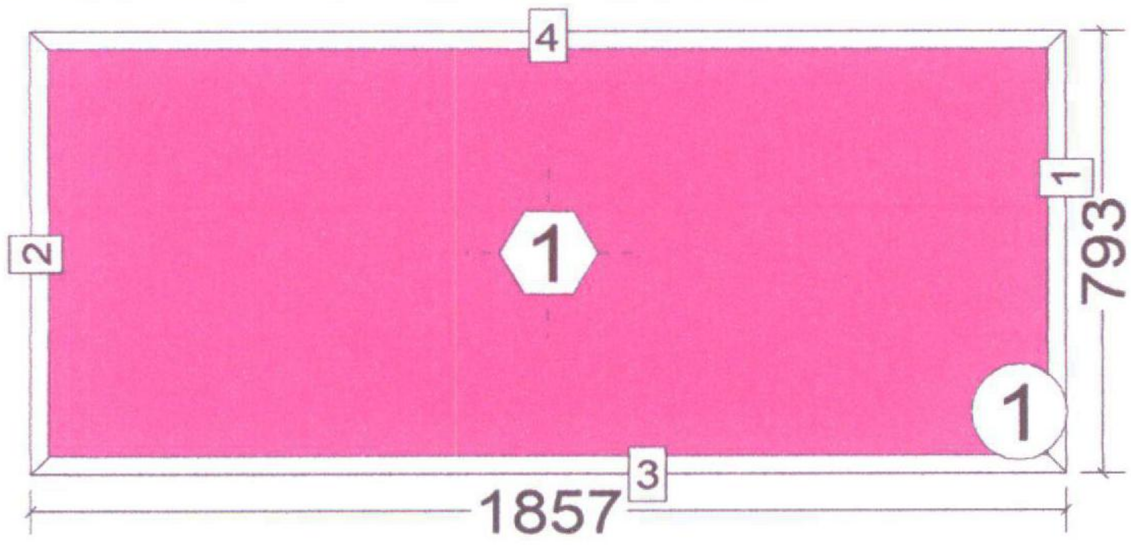

Position: item 4 Part B 30 min FR - Copy

Quantity: 1 Pcs.
System: SMA ALUSPACE (BETA) Sliding Door INT218 Standard

Size: 1,857 x 793 mm
Corner Connections: Crimp
Drainage: Visible
Colour: HP 9910

Scale: 1: 20 / Exterior View

Weight of Position (w/o Accessories): 26.46 (26.46) kg (21.85 kg Fillings / 4.61 kg Profiles)

Target Times

Description	Comment	Quantity	Minutes/Pcs.	Minutes	Total
Joints				**68**	**68**
- Corner Connections		4	17	68	

Frame Element

Profiles

Quantity	Number	Description	Length [mm]	Cut	Orientation / Seq.No.
1 (1) Pcs.	INT210	OUTER FRAME FOR ALUSPACE	793.0	V - V	R / 1
1 (1) Pcs.	INT210	OUTER FRAME FOR ALUSPACE	793.0	V - V	L / 2
1 (1) Pcs.	INT210	OUTER FRAME FOR ALUSPACE	1,857.0	V - V	B / 3
1 (1) Pcs.	INT210	OUTER FRAME FOR ALUSPACE	1,857.0	V - V	T / 4

Accessories

Quantity	Number	Description	Colour
4 (4) pc	ACET045	CHEVRON FOR ETC010/20/21	
4 (4) pc	ACINT210	CRIMPING CORNER CLEAT INT210 ALUSPACE	

1: Fixed Field Inside Glazed

Weight: 21.9 kg

Glazing Beads

Quantity	Number	Description	Length [mm]	Cut	Orientation / Seq.No
1 (1) Pcs.	INT291	SQUARE BEAD 6MM GLAZING INT210 ALUSPACE	727.0	I - I	R
1 (1) Pcs.	INT291	SQUARE BEAD 6MM GLAZING INT210 ALUSPACE	727.0	I - I	L
1 (1) Pcs.	INT291	SQUARE BEAD 6MM GLAZING INT210 ALUSPACE	1,821.0	I - I	B

Continuation of position item 4 Part B 30 min FR - Copy

Quantity	Number	Description	Length [mm]	Cut	Orientation / Seq.No
1 (1) Pcs.	INT291	SQUARE BEAD 6MM GLAZING INT210 ALUSPACE	1,821.0	I - I	T

Glass

Quantity	Width [mm]	Height [mm]	Area [m²]	Description	Number
1 (1) Pcs.	1,816	752	1.37	6.4mm Laminated Glass Clear , 6 mm	1

Gaskets

Quantity	Number	Description	Colour
5.19 (5.19) m	ACET843	2MM EXTERNAL GASKET ALI600 200m	
5.19 (5.19) m	ACW20038	TEARAWAY VERSION ACW20034 200M	

Assembly List

Date: 19/02/2025 / 12:10
Project: D Bendon (Old St Peters Church)

Mr
Dai Bendon
DB Construction LTD

Person in Charge: Ashlie Vaughan

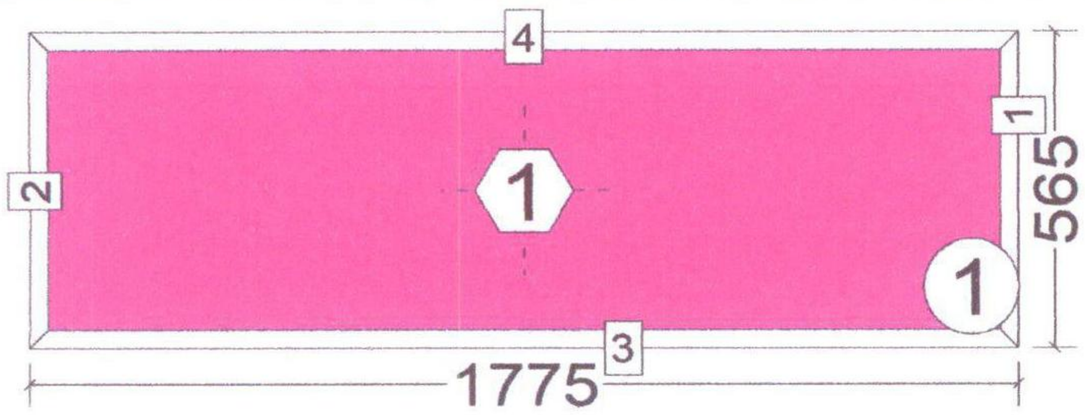

Position: item 6 Part B 30 min FR

Quantity: 1 Pcs.
System: SMA ALUSPACE (BETA) Sliding Door INT218 Standard

Size: 1,775 x 565 mm
Corner Connections: Crimp
Drainage: Visible
Colour: HP 9910

Scale: 1: 20 / Exterior View

Weight of Position (w/o Accessories): 18.61 (18.61) kg (14.54 kg Fillings / 4.07 kg Profiles)

Target Times

Description	Comment	Quantity	Minutes/Pcs.	Minutes	Total
Joints				**68**	**68**
- Corner Connections		4	17	68	

Frame Element

Profiles

Quantity	Number	Description	Length [mm]	Cut	Orientation / Seq.No.
1 (1) Pcs.	INT210	OUTER FRAME FOR ALUSPACE	565.0	V - V	R / 1
1 (1) Pcs.	INT210	OUTER FRAME FOR ALUSPACE	565.0	V - V	L / 2
1 (1) Pcs.	INT210	OUTER FRAME FOR ALUSPACE	1,775.0	V - V	B / 3
1 (1) Pcs.	INT210	OUTER FRAME FOR ALUSPACE	1,775.0	V - V	T / 4

Accessories

Quantity	Number	Description	Colour
4 (4) pc	ACET045	CHEVRON FOR ETC010/20/21	
4 (4) pc	ACINT210	CRIMPING CORNER CLEAT INT210 ALUSPACE	

1: Fixed Field Inside Glazed

Weight: 14.5 kg

Glazing Beads

Quantity	Number	Description	Length [mm]	Cut	Orientation / Seq.No
1 (1) Pcs.	INT291	SQUARE BEAD 6MM GLAZING INT210 ALUSPACE	499.0	I - I	R
1 (1) Pcs.	INT291	SQUARE BEAD 6MM GLAZING INT210 ALUSPACE	499.0	I - I	L
1 (1) Pcs.	INT291	SQUARE BEAD 6MM GLAZING INT210 ALUSPACE	1,739.0	I - I	B
1 (1) Pcs.	INT291	SQUARE BEAD 6MM GLAZING INT210 ALUSPACE	1,739.0	I - I	T

Continuation of position item 6 Part B 30 min FR

Glass

Quantity	Width [mm]	Height [mm]	Area [m²]	Description	Number
1 (1) Pcs.	1,734	524	0.91	6.4mm Laminated Glass Clear , 6 mm	1

Gaskets

Quantity	Number	Description	Colour
4.55 (4.55) m	ACET843	2MM EXTERNAL GASKET ALI600 200m	
4.55 (4.55) m	ACW20038	TEARAWAY VERSION ACW20034 200M	

Assembly List

Date: 19/02/2025 / 12:10
Project: D Bendon (Old St Peters Church)

Mr
Dai Bendon
DB Construction LTD

Person in Charge: Ashlie Vaughan

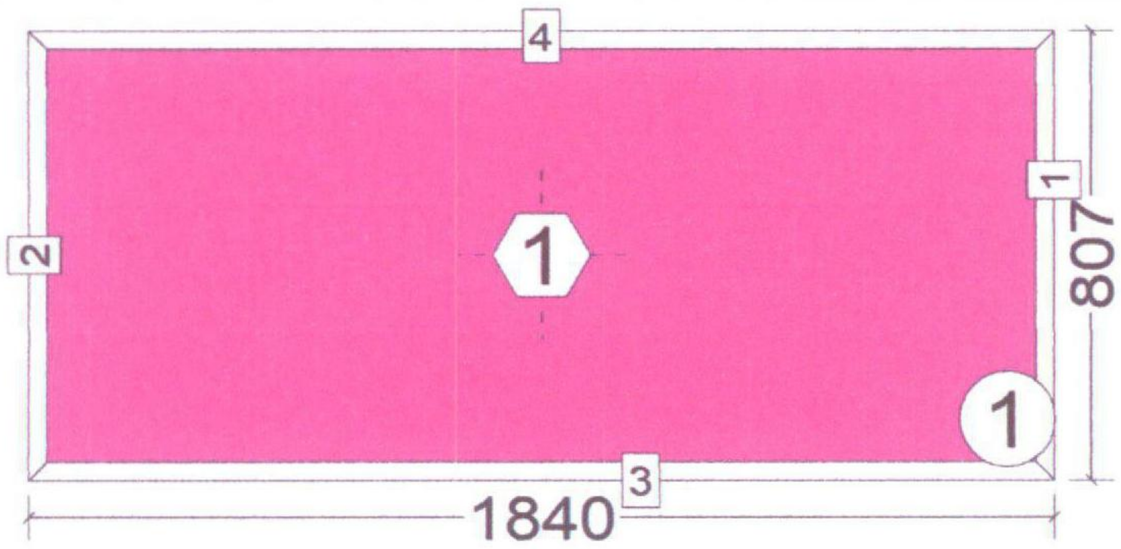

Position: item 5 Part B 30 min FR

Quantity: 1 Pcs.
System: SMA ALUSPACE (BETA) Sliding Door INT218 Standard

Size: 1,840 x 807 mm
Corner Connections: Crimp
Drainage: Visible
Colour: HP 9910

Scale: 1: 20 / Exterior View

Weight of Position (w/o Accessories): 26.66 (26.66) kg (22.05 kg Fillings / 4.61 kg Profiles)

Target Times

Description	Comment	Quantity	Minutes/Pcs.	Minutes	Total
Joints				**68**	**68**
- Corner Connections		4	17	68	

Frame Element

Profiles

Quantity	Number	Description	Length [mm]	Cut	Orientation / Seq.No.
1 (1) Pcs.	INT210	OUTER FRAME FOR ALUSPACE	807.0	V - V	R / 1
1 (1) Pcs.	INT210	OUTER FRAME FOR ALUSPACE	807.0	V - V	L / 2
1 (1) Pcs.	INT210	OUTER FRAME FOR ALUSPACE	1,840.0	V - V	B / 3
1 (1) Pcs.	INT210	OUTER FRAME FOR ALUSPACE	1,840.0	V - V	T / 4

Accessories

Quantity	Number	Description	Colour
4 (4) pc	ACET045	CHEVRON FOR ETC010/20/21	
4 (4) pc	ACINT210	CRIMPING CORNER CLEAT INT210 ALUSPACE	

1: Fixed Field Inside Glazed

Weight: 22.0 kg

Glazing Beads

Quantity	Number	Description	Length [mm]	Cut	Orientation / Seq.No
1 (1) Pcs.	INT291	SQUARE BEAD 6MM GLAZING INT210 ALUSPACE	741.0	I - I	R
1 (1) Pcs.	INT291	SQUARE BEAD 6MM GLAZING INT210 ALUSPACE	741.0	I - I	L
1 (1) Pcs.	INT291	SQUARE BEAD 6MM GLAZING INT210 ALUSPACE	1,804.0	I - I	B

Assembly List

Date: 19/02/2025 / 12:10
Project: D Bendon (Old St Peters Church)

Continuation of position item 5 Part B 30 min FR

Quantity	Number	Description	Length [mm]	Cut	Orientation / Seq.No
1 (1) Pcs.	INT291	SQUARE BEAD 6MM GLAZING INT210 ALUSPACE	1,804.0	I - I	T

Glass

Quantity	Width [mm]	Height [mm]	Area [m²]	Description	Number
1 (1) Pcs.	1,799	766	1.38	6.4mm Laminated Glass Clear , 6 mm	1

Gaskets

Quantity	Number	Description	Colour
5.18 (5.18) m	ACET843	2MM EXTERNAL GASKET ALI600 200m	
5.18 (5.18) m	ACW20038	TEARAWAY VERSION ACW20034 200M	

Assembly List

Date: 19/02/2025 / 12:10
Project: D Bendon (Old St Peters Church)

Mr
Dai Bendon
DB Construction LTD

Person in Charge: Ashlie Vaughan

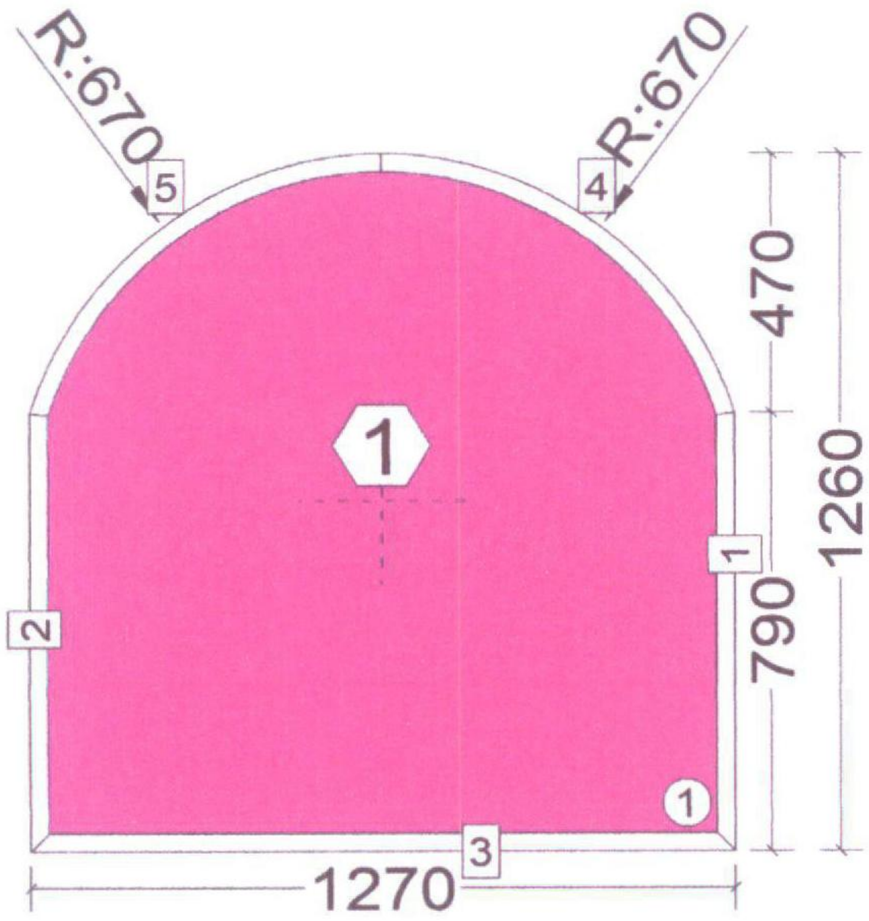

Position: item 14 & 1 Part A

Quantity: 2 Pcs.
System: SMA ALUSPACE (BETA) Sliding Door INT218 Standard

Size: 1,270 x 1,260 mm

Corner Connections: Crimp
Drainage: Visible
Colour: HP 9910

Scale: 1: 20 / Exterior View

Weight of Position (w/o Accessories): 33.58 (67.15) kg (29.67 kg Fillings / 3.91 kg Profiles)

Stated quantities refer to one position each.

Target Times

Description	Comment	Quantity	Minutes/Pcs.	Minutes	Total
Joints				**139**	**278**
- Corner Connections >45°		3	35	105	
- Corner Connections		2	17	34	

Frame Element

Attention: For connection of curved profiles INT210/INT210 there are no system accessories.

Profiles

Quantity	Number	Description	Length [mm]	Cut	Orientation / Seq.No.
1 (2) Pcs.	INT210	OUTER FRAME FOR ALUSPACE	790.0	V - 81.3°	R / 1
1 (2) Pcs.	INT210	OUTER FRAME FOR ALUSPACE	790.0	81.3° - V	L / 2
1 (2) Pcs.	INT210	OUTER FRAME FOR ALUSPACE	1,270.0	V - V	B / 3

Curved Profiles

Quantity	Number	Description	Length [mm]	Cut	Orientation / Seq.No.
1 (2) Pcs.	INT210 ,Curved	OUTER FRAME FOR ALUSPACE	844.9	81.4° - 89.6°	F / 4

This profile is curved. Please consider the profile drawing.
The inner/outer bending radius equals: 637 / 670 mm

Continuation of position item 14 & 1 Part A

Quantity	Number	Description	Length [mm]	Cut	Orientation / Seq.No.
1 (2) Pcs.	INT210 ,Curved	OUTER FRAME FOR ALUSPACE	844.9	89.6° - 81.4°	F / 5

This profile is curved. Please consider the profile drawing.
The inner/outer bending radius equals: 637 / 670 mm

Accessories

Quantity	Number	Description	Colour
2 (4) pc	ACET045	CHEVRON FOR ETC010/20/21	
2 (4) pc	ACINT210	CRIMPING CORNER CLEAT INT210 ALUSPACE	

1: Fixed Field Inside Glazed

Weight: 29.7 kg

Glazing Beads

Quantity	Number	Description	Length [mm]	Cut	Orientation / Seq.No
1 (2) Pcs.	INT271	SQUARE BEAD FOR INT210 ALUSPACE	755.1	I - 81.1°	R
1 (2) Pcs.	INT271	SQUARE BEAD FOR INT210 ALUSPACE	755.1	81.1° - I	L
1 (2) Pcs.	INT271	SQUARE BEAD FOR INT210 ALUSPACE	1,234.0	I - I	B
1 (2) Pcs.	INT271	SQUARE BEAD FOR INT210 ALUSPACE	819.3	81.2° - 89.6°	F
1 (2) Pcs.	INT271	SQUARE BEAD FOR INT210 ALUSPACE	819.3	89.6° - 81.2°	F

Glass

Quantity	Width [mm]	Height [mm]	Area [m²]	Description	Number
1 (2) Pcs.	1,229	1,219	1.50	8.8mm Laminated Glass Clear , 8 mm	1
	Shaped Glass				

Gaskets

Quantity	Number	Description	Colour
4.47 (8.94) m	ACET843	2MM EXTERNAL GASKET ALI600 200m	
4.47 (8.94) m	ACW20038	TEARAWAY VERSION ACW20034 200M	

Assembly List

Date: 19/02/2025 / 12:10
Project: D Bendon (Old St Peters Church)

Mr
Dai Bendon
DB Construction LTD

Person in Charge: Ashlie Vaughan

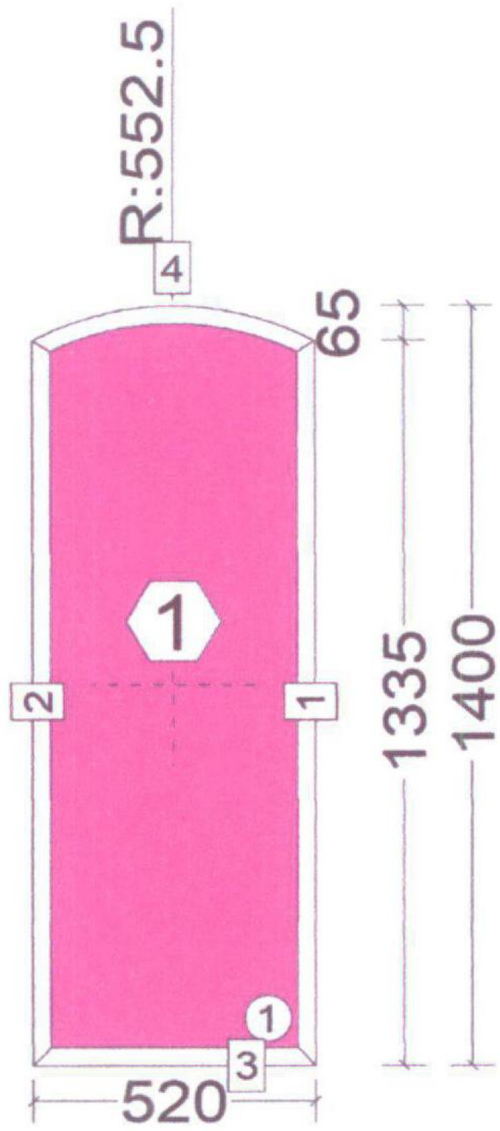

Position: item extra window
Quantity: 2 Pcs.
System: SMA ALUSPACE (BETA) Sliding Door INT218 Standard

Size: 520 x 1,400 mm

Corner Connections: Crimp
Drainage: Visible
Colour: HP 9910

Scale: 1: 20 / Exterior View

Weight of Position (w/o Accessories): 13.52 (27.03) kg (10.27 kg Fillings / 3.24 kg Profiles)

Stated quantities refer to one position each.

Target Times

Description	Comment	Quantity	Minutes/Pcs.	Minutes	Total
Joints				**104**	**208**
- Corner Connections >45°		2	35	70	
- Corner Connections		2	17	34	

Frame Element

Attention: For connection of curved profiles INT210/INT210 there are no system accessories.

Profiles

Quantity	Number	Description	Length [mm]	Cut	Orientation / Seq.No.
1 (2) Pcs.	INT210	OUTER FRAME FOR ALUSPACE	1,335.0	V - 58.8°	R / 1
1 (2) Pcs.	INT210	OUTER FRAME FOR ALUSPACE	1,335.0	58.8° - V	L / 2

Continuation of position item extra window

Quantity	Number	Description	Length [mm]	Cut	Orientation / Seq.No.
1 (2) Pcs.	INT210	OUTER FRAME FOR ALUSPACE	520.0	V - V	B / 3

Curved Profiles

Quantity	Number	Description	Length [mm]	Cut	Orientation / Seq.No.
1 (2) Pcs.	INT210 ,Curved	OUTER FRAME FOR ALUSPACE	541.4	59.3° - 59.3°	F / 4

This profile is curved. Please consider the profile drawing.
The inner/outer bending radius equals: 520 / 553 mm

Accessories

Quantity	Number	Description	Colour
2 (4) pc	ACET045	CHEVRON FOR ETC010/20/21	
2 (4) pc	ACINT210	CRIMPING CORNER CLEAT INT210 ALUSPACE	

1: Fixed Field Inside Glazed

Weight: 10.3 kg

Glazing Beads

Quantity	Number	Description	Length [mm]	Cut	Orientation / Seq.No
1 (2) Pcs.	INT291	SQUARE BEAD 6MM GLAZING INT210 ALUSPACE	1,294.6	I - 58.2°	R
1 (2) Pcs.	INT291	SQUARE BEAD 6MM GLAZING INT210 ALUSPACE	1,294.6	58.2° - I	L
1 (2) Pcs.	INT291	SQUARE BEAD 6MM GLAZING INT210 ALUSPACE	484.0	I - I	B
1 (2) Pcs.	INT291	SQUARE BEAD 6MM GLAZING INT210 ALUSPACE	502.3	58.7° - 58.7°	F

Glass

Quantity	Width [mm]	Height [mm]	Area [m²]	Description	Number
1 (2) Pcs.	479	1,359	0.65	6.4mm Laminated Glass Clear , 6 mm	1
	Shaped Glass				

Gaskets

Quantity	Number	Description	Colour
3.61 (7.21) m	ACET843	2MM EXTERNAL GASKET ALI600 200m	
3.61 (7.21) m	ACW20038	TEARAWAY VERSION ACW20034 200M	

Assembly List

Date: 19/02/2025 / 12:10
Project: D Bendon (Old St Peters Church)

Factory Production Control

Characteristics	Check		Remark
	Yes	No	
Profiles / Glazing Beads			
Corner connectors T-Connector Sealing Nail Connection Crimp Connection Cut Surface Bonding			
Glass			
Glazing Bead Glass Support Correct Glazing Side Outside Glazing Bead Cutting Filling Free from Defects			
Hardware			
Installation Hardware Locking Distance Function			
Gaskets			
Gasket Corner Design Joint Bonding			
Accessories			
End Caps Glued/Screwed Sealing Fixing Distance			
Final Check			
Visual Defects Function			

Date, Signature