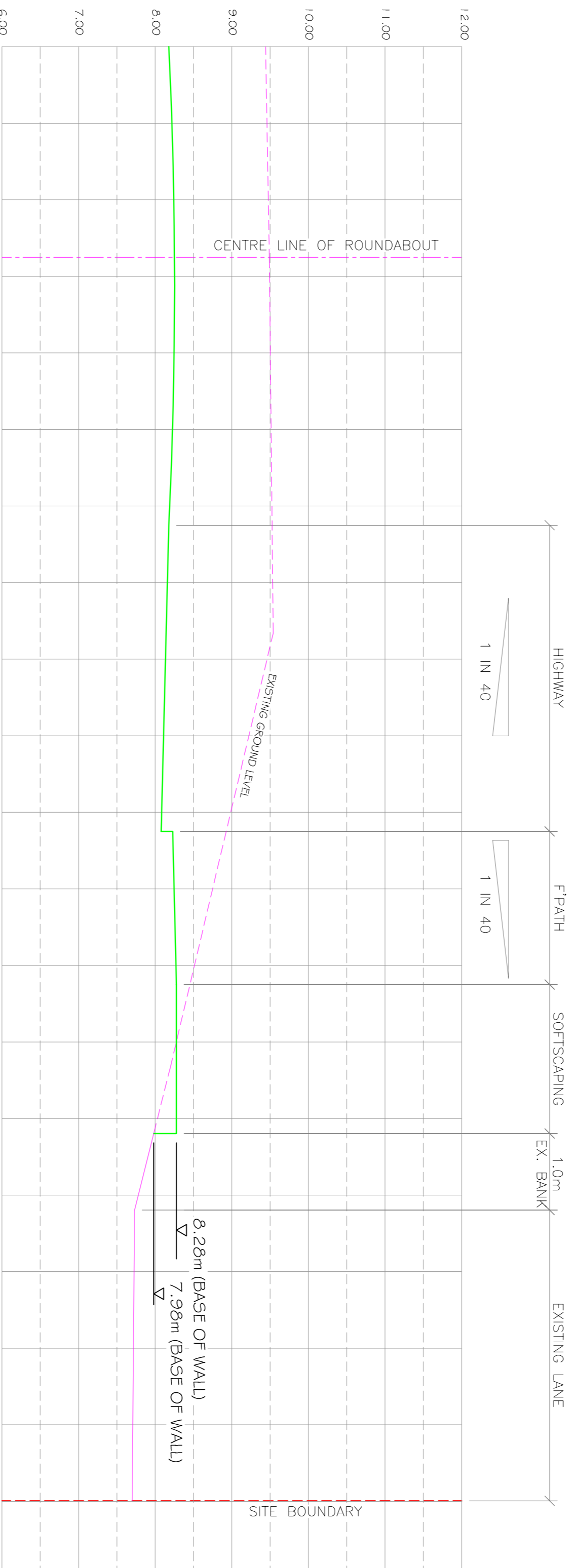
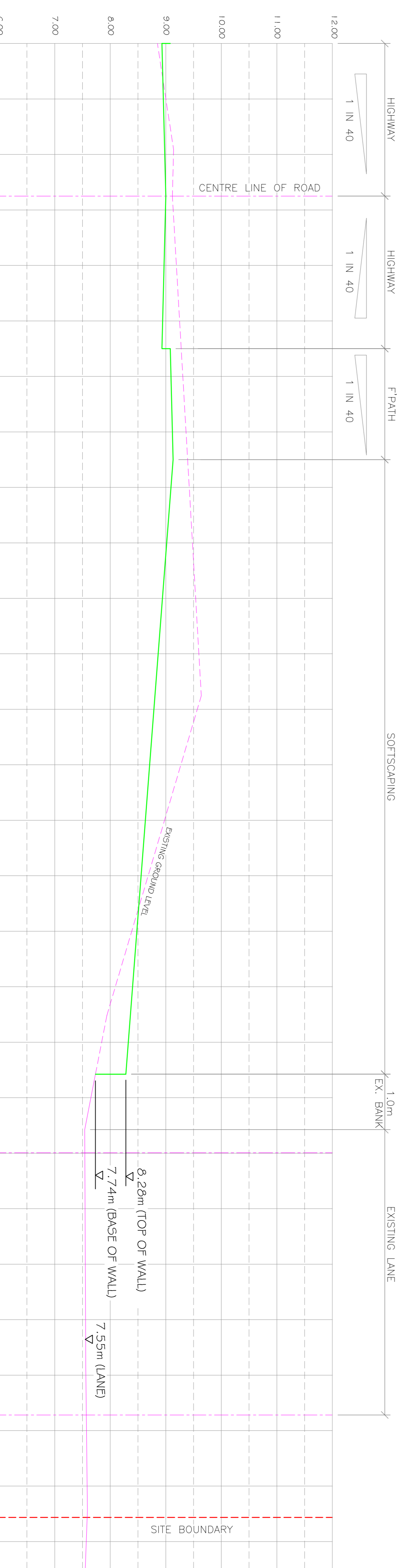


SECTION L - L (GABION BASKET WALL)
(SCALE 1:50)



SECTION P - P (GABION BASKET WALL)
(SCALE 1:50)

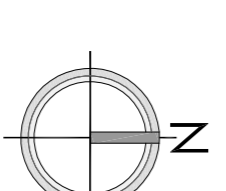


SECTION N - N (GABION BASKET WALL)
(SCALE 1:50)

General Notes :

- 1.) Do not scale from this drawing except for planning purposes.
- 2.) All dimensions are in millimetres.
- 3.) All levels are in metres relative to datum.
- 4.) All dimensions stated are to be confirmed on site prior to commencement of any works and any discrepancies found are to be reported to Steve Morgan Associates Limited immediately.

--- SITE BOUNDARY



SITE PLAN
(SCALE 1:1000)

REV.	By	Date	Description
C	TDJ	08.06.17	Levels amended to clients comments & latest arch layout.
B	MQ	06.04.17	Sections N - N and P - P added
A	MQ	14.02.17	Wall top and base levels added



Client
HERBERT ROAD

Project Description
**GABION BASKET
RETAINED BOUNDARY**

Drawn	MQ	Date	FEB. 2017
Checked		Date	
Scales 1:50 @ A1			



9 Gyles Park Road Newport NP23 5PB
email: engineers@smalimited.co.uk Web: www.smalimited.co.uk
Project Number **1155090**

Drawing Number **304** Rev **C**