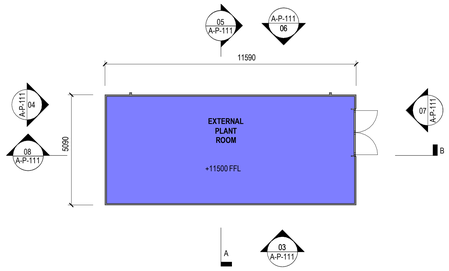

01 EXTERNAL PLANT ROOM - FLOOR PLAN
SCALE: 1 : 100

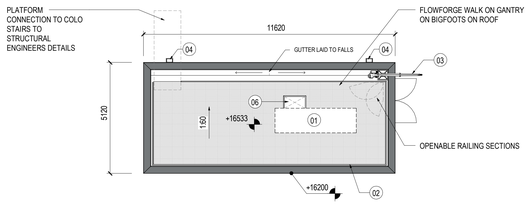

02 EXTERNAL PLANT ROOM - ROOF PLAN
SCALE: 1 : 100

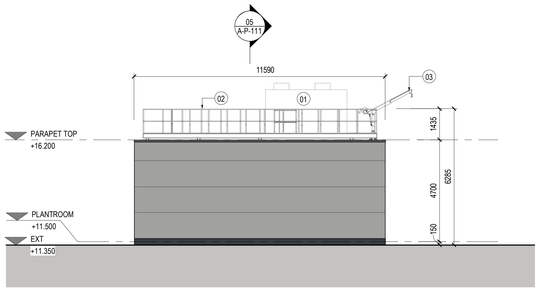

03 LEFT ELEVATION
SCALE: 1 : 100

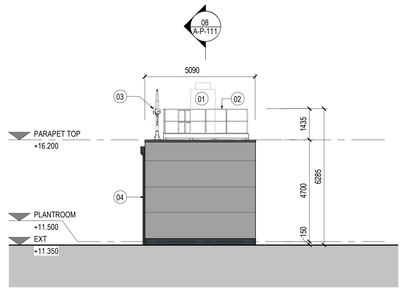

04 REAR ELEVATION
SCALE: 1 : 100

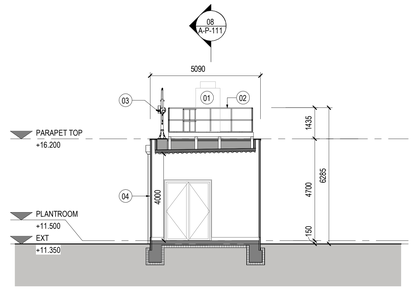

05 SECTION A
SCALE: 1 : 100

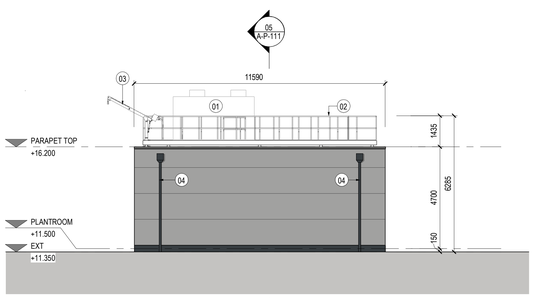

06 RIGHT ELEVATION
SCALE: 1 : 100

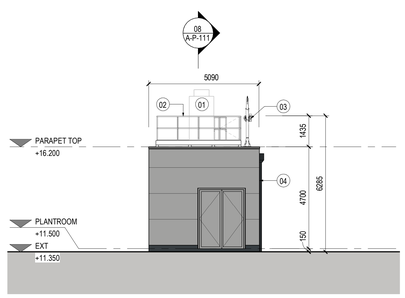

07 FRONT ELEVATION
SCALE: 1 : 100

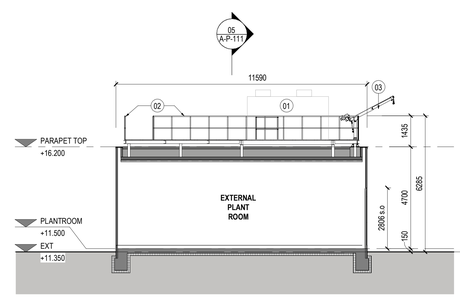

08 SECTION B
SCALE: 1 : 100

FOR PLANNING

0m 2m 4m 6m 8m 10m

1 : 100@A0

SHEET NOTES

ALL VERTICAL DIMENSIONS ARE RELATIVE TO ASSOCIATED BUILDING SLAB LEVEL.

DO NOT SCALE FROM DRAWINGS.
ALL DISCREPANCIES TO BE REPORTED TO GENSLER ARCHITECTS IMMEDIATELY. ALL DIMENSIONS TO BE VERIFIED BY CONTRACTOR ON SITE PRIOR TO ANY WORKS.

FOR STRUCTURE REFER TO STRUCTURAL ENGINEERS' DRAWINGS AND SPECIFICATION

FOR MEP, REFER TO MEP DRAWINGS AND SPECIFICATIONS

IN GENERAL: CONCRETE FOUNDATIONS WITH STEEL STRUCTURE.

ALL EXPOSED METAL STRUCTURES TO BE GALVANIZED AND POWDER COATED, UNLESS SPECIFICALLY STATED OTHERWISE.

GC TO VERIFY LEVELS WITH A/E DESIGN TEAM PRIOR TO START CONSTRUCTION.

COLOURS AND MATERIALS

WALLS:	INSULATED METAL PANELS, MICROLINE, RAL 9006 (GREY ALUMINIUM)
DOORS:	STEEL, RAL 9006 (GREY ALUMINIUM)
FLASHINGS	STEEL, RAL 9006 (GREY ALUMINIUM)
ROOF DRAINS:	COLLECTION BOX INTEGRATED WITH SCUPPER, RAL 7016 (ANTHRACITE GREY)
ROOF PLATFORM:	STEEL UNP OR PFC ON BIGFOOT ON ROOFING MEMBRANE, FLOWFORGE GRATING, STEEL HANDRAIL, FINISHED AS GENERAL SPEC FOR PROJECT.
DAVITS CRANE:	REFER TO SPEC ASE-200
PLINTH:	INSULATED PLINTH, RAL 7016 (ANTHRACITE GREY)
ROOF:	WARM ROOF BUILD-UP

Sheet notes

Number	Description
01	MECHANICAL EQUIPMENT
02	EDGE PROTECTION
03	DAVITT CRANE
04	RWP AND GUTTER, RAL 7016 (ANTHRACITE GREY)
05	METAL GRATING STEP ABOVE PIPEWORKS WITH 1100mm HANDRAIL SYSTEM
06	PIPE POP-UP VOID AND EDGE PROTECTION RAIL

LEGEND

DEPARTMENT LEGEND

TECHNICAL ROOM

RED
1 Lower Farm Barns
Bainton Road, Bucknell
Bicester OX27 7LT, UK
www.red-eng.com

t: +44-(1869)355600
f: +44-(1869)250777
e: oxfordcad@red-eng.com

Gensler
4 St Philip's Place
First Floor
Birmingham
B3 2SL
United Kingdom

Tel. +44 (0)121 260 1600

Microsoft

CWL01-02

DUFFRYN LANE,
NEWPORT
NP10 8BE

Design Team

Design	GENSLER
Drawn	BC
Checked	JL
Date	04.04.25
Company Project No.	026.1087.000
M.S. Project No.	P-020340

Approvals

CUSTOMER	MICROSOFT	Date
Microsoft Design Manager	LEVI HOLLAND	
Microsoft Electrical Engineer	MARK GLEESON	
Microsoft Bas/Epms Engineer	ANDREW FREEZER	
Microsoft Mechanical Engineer	DAVID WEST	
CSA	SHARENDRA NAIDU / STUART MCKEOWN	
Telecom	MARK KELLY /PAUL BISHOP	
Security Manager	DAVID BEADLE	
Environmental	DEIRDRE GORMAN	

PROJECT MANAGEMENT

		Date
Project Planner		
Project Manager		
Senior Project Manager		
Development Manager		
Project Manager		
Quality Control Reviewer		
Quality Control FF&E		

Revisions

No.	Date	Description
P01	31.08.23	PLANNING
P02	27.10.23	PLANNING
P03	04.04.25	PLANNING

Registration

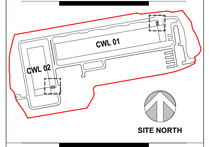

Bar Code

Sheet Title/Number

EXTERNAL PLANT ROOM

CWL01-02-
A-P-111

CWL01-02-A-P-111-P03

© Gensler 2022
All rights reserved, including but not limited to The Copyright, Design and Patents Act 1988