Ecological Surveys and Contracting

# Preliminary Ecological Assessment (Bats)
# At
# Old St Peters Church
# Wentlooge
# Cardiff
# South Wales

*Author*. Steve Wadley

*Version*: V1

*Issue Date*: 04/05/2022

© Copyright 2022. All Rights Reserved.

**LERC Reference: 0223-066**

**Document Control**

| | |
|---|---|
| Site | Old St Peters Church |
| Project Number | Ava/oldstpeters/2022/01 |
| Client | |

| Version | Date of Issue | Revisions |
|---|---|---|
| 1 | 04/05/2022 | |



| | |
|---|---|
| Author | Steve Wadley |
| Email | stevewadley@icloud.com |
| Telephone | 07463780028 |



**Disclaimer**: This report is confidential, and no part of the report may be copied or reproduced by any means other than to inform the client, local authority and SNCO's. If you have received this report in error, please destroy all copies in your possession or control. This report has been prepared for the exclusive use of the commissioning party and unless otherwise agreed in writing from the client no other party may use, make use of or rely on the contents of the report. No liability is accepted by AVA Ecology Ltd for any use of this report, other than for the purposes for which it was originally prepared and provided.

Opinions and information provided in the report are on the basis of AVA Ecology Ltd using due skill, care and diligence in the preparation of the same and no explicit warranty is provided as to their accuracy.

**Disclosure:** We confirm that the survey information and opinions which we have prepared and provided in this report is our true and professional bona fide opinions.

No liability is accepted in respect of the use of data, conclusions or other material contained in this report for any purposes other than those specific to this report.

This report and data contained cannot be accurately relied upon after a period of 18 months due to potential changes in environmental conditions.

**Please Note:** This report remains the intellectual property of AVA Ecology Ltd until such time as full payment is received by AVA Ecology Ltd.

## Contents

**Non Technical Summary**

1. **Introduction**
2. **Methodology**
3. **Results**
4. **Assessment**
5. **Legislation and planning**
6. **Construction Method Statement**
7. **Conclusion**
8. **References**
9. **Appendix 1 Plans**
10. **Appendix 2 Photos**

## Non-Technical Summary:

| | |
|---|---|
| **Survey type** | Preliminary Ecological appraisal (Bats and roof nesting birds) |
| **Purpose** | To assess the building for any potential for bat roosting and birds nesting and identify any evidence of birds or bats being present. |
| **Methodology** | Walkover survey, externally and internally following BS42020 and CIEEM guidelines<br>A LBRC search was carried out |
| **Findings** | The inspection resulted in the negligible potential for bats or evidence of bats, but a Jackdaw was noted during the survey trying to build a nest above an external security camera. |
| **Potential impacts** | It is anticipated there will be negligible impacts to bats or roof nesting birds as a result of the proposed works. (See 6.4 Summary) |
| **Further survey requirements** | Further survey is not required as no evidence of bats was identified internally or externally and the proposed works will not impact bat or bird populations locally. |
| **Conclusion** | The proposed development would not have a significant impact upon roosting or foraging bats or roof nesting birds, the footprint of the building will not change; and as such no further action is required in terms of ecology survey. Section 6 of this report lists precautionary mitigation and this should be folowed carefully. Habitat enhancement has also been included in this report. |

# 1 Introduction

This survey and report were led by Mr Steve Wadley of AVA Ecology Ltd. Mr Wadley has extensive experience of bat conservation, research and commercial survey work in Wales and England.

**Licenses Held:**
Natural England (NE) class 20 bat survey licence (Number 2016-20666-CLS-CLS)
Natural Resources Wales (NRW) bat licence (S085928/1)
Natural Resources Wales VBRV (Trainer) licence

**Memberships:**
South Wales Bat Research group (chair)
Herefordshire Mammals group

## 1.1 Site and Building Description

The site is located at grid reference ST 26788 80160 and is a former church set in grounds surrounded by hedgerow and trees. (See fig 1). This Grade 1 listed church is 15th Century and is large with a bell tower at the East end. The church grounds are laid to grassland with surrounding lapsed hedgerow and trees. The church is within the small village of Peterstone Wentlooge and is immediately north of the Severn Estuary, East of the city of Cardiff and West of the city of Newport in South Wales.



fig1

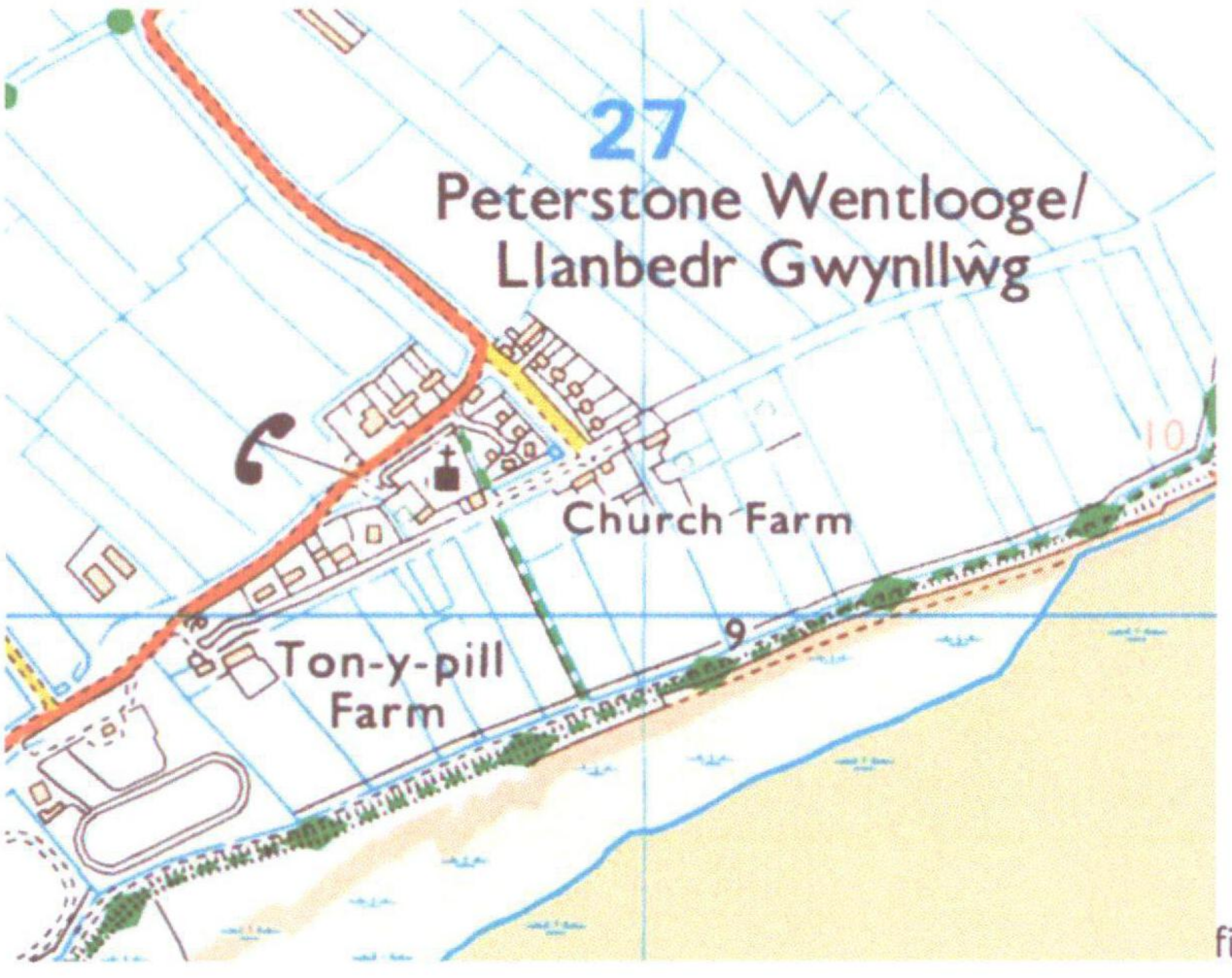

fig 2

*Contains Ordnance Survey data © Crown copyright and database right 2018*

### 1.2 Proposed Development

The proposed development includes internal alterations to the building and the installation of solar panels onto a hidden flat roof on the south elevations (See plans).

### 1.3 Aims of the study

The aim of this study is to identify evidence of any use of the building by bat species. This survey report aims to assess the level of usage, classification of roost present, and any requirement for a UK Protected Species mitigation licence (UKPS). It will also provide mitigation proposals to be carried out prior to, during and after the works.

## 2 Methodology

### 2.1 Desk Study

A LBRC data search for bats and roof nesting birds was carried out (LERC Reference: 0223-066). The data search also includes information on European and UK designated sites (e.g. Special Areas of Conservation (SACs) and Site of Special Scientific Interest (SSSIs). This information was provided by the Statutory Nature Conservation Organisation (SNCO) Natural Resources Wales. The local authority planning website was searched for information on historical developments within the zone of impact of the proposed works to assess cumulative impacts on bats.

## 2.2 Field Survey

The methods used were appropriate to achieve the aims of the survey and follow Collins, J. (ed.) (2016) Bat Surveys for Professional Ecologists: Good Practice Guidelines (3rd Edition) The Bat Conservation Trust London and BS 42020:2013 Biodiversity (Code of practice for planning and development).

| Survey type | Month | | | | | | | | | | | |
|---|---|---|---|---|---|---|---|---|---|---|---|---|
| | J | F | M | A | M | J | J | A | S | O | N | D |
| Preliminary ecological appraisal - fieldwork | | | | | | | | | | | | |
| Preliminary roost assessment – structures[a] | | | | | | | | | | | | |
| Emergence/re-entry survey for maternity or summer roosts[b] | | | | | | | | | | | | |
| Emergence/re-entry[c] survey for transitional roosts[b] | | | | | | | | | | | | |
| Emergence survey for mating roosts[b] | | | | | | | | | | | | |
| Hibernation survey – structures[a] | | | | | | | | | | | | |
| Preliminary ground level roost assessment - trees[d] | | | | | | | | | | | | |
| Potential roost feature (PRF) inspection survey - trees | | | | | | | | | | | | |
| Ground level bat activity survey – transects and automated/static | | | | | | | | | | | | |
| Pre-, during and post-hibernation – automated/static bat activity survey | | | | | | | | | | | | |
| Swarming survey | | | | | | | | | | | | |
| Back-tracking survey | | | | | | | | | | | | |
| Trapping survey[e] | | | | | | | | | | | | |
| Radio tagging and tracking survey[e] | | | | | | | | | | | | |

= optimal period = sub-optimal period

= weather or location dependent (i.e. may not be suitable due to spring and autumn conditions in any one year or in more northerly latitudes). Note that October surveys are not acceptable in Scotland.

Plate 1

The building was inspected externally and internally using binoculars, ladders, camera and a high-powered torch. Photographs of any evidence of bat or bird activity and potential exit or entry points identified in the building were taken and noted for the report.

Evidence of bat presence/occupation includes:

- droppings
- urine stains
- greasy marks or scratch marks around possible roosting places
- Feeding remains such as piles of insect wings (especially moth)
- live roosting bats, bat skeletal remains or dead bats
- Signs indicating the presence of other protected species, for example nesting birds, were recorded when present.

The potential of the building to support roosting bats was established using the following scale:

| Suitability | Description<br>Roosting habitats | Commuting and foraging habitats |
|---|---|---|
| Negligible | Negligible habitat features on site likely to be used by roosting bats. | Negligible habitat features on site likely to be used by commuting or foraging bats. |
| Low | A structure with one or more potential roost sites that could be used by individual bats opportunistically. However, these potential roost sites do not provide enough space, shelter, protection, appropriate conditions[a] and/or suitable surrounding habitat to be used on a regular basis or by larger numbers of bats (i.e. unlikely to be suitable for maternity or hibernation[b]).<br><br>A tree of sufficient size and age to contain PRFs but with none seen from the ground or features seen with only very limited roosting potential.[c] | Habitat that could be used by small numbers of commuting bats such as a gappy hedgerow or unvegetated stream, but isolated, i.e. not very well connected to the surrounding landscape by other habitat.<br><br>Suitable, but isolated habitat that could be used by small numbers of foraging bats such as a lone tree (not in a parkland situation) or a patch of scrub. |
| Moderate | A structure or tree with one or more potential roost sites that could be used by bats due to their size, shelter, protection, conditions[a] and surrounding habitat but unlikely to support a roost of high conservation status (with respect to roost type only – the assessments in this table are made irrespective of species conservation status, which is established after presence is confirmed). | Continuous habitat connected to the wider landscape that could be used by bats for commuting such as lines of trees and scrub or linked back gardens.<br><br>Habitat that is connected to the wider landscape that could be used by bats for foraging such as trees, scrub, grassland or water. |
| High | A structure or tree with one or more potential roost sites that are obviously suitable for use by larger numbers of bats on a more regular basis and potentially for longer periods of time due to their size, shelter, protection, conditions[a] and surrounding habitat. | Continuous, high-quality habitat that is well connected to the wider landscape that is likely to be used regularly by commuting bats such as river valleys, streams, hedgerows, lines of trees and woodland edge.<br><br>High-quality habitat that is well connected to the wider landscape that is likely to be used regularly by foraging bats such as broadleaved woodland, tree-lined watercourses and grazed parkland.<br><br>Site is close to and connected to known roosts. |

Plate 2

| | | |
|---|---|---|
| Date | 21/04/2022 | Notes |
| Weather | fair | |
| Cloud Cover | 70% | |
| Temperature | 12°C | |
| Wind Speed | 0-5mph | |
| **Name** | **Bat Licence** | **Experience** |
| Steve Wadley | S085928/1 | Bat Specialist |

# 3 Results

## 3.1 Desk Study

### *3.1.1 Designated Sites*

Designated sites of importance to bats the 10 km radius of the site include the following:

- Rupera Castle and Woodlands SSSI (7.6km North-West)

### *3.1.2 Species List*

**Birds**

Peregrine Falcon on site in 2009
Western Barn Owl 40m in 1973
Swallow 79m
Pied Wagtail 127m
House Sparrow 127m
Starling 127m
Lesser Black Backed Gull 127m
Kestrel 127m
European Herring Gull 445m
Blue Tit 445m
Great Tit 445m
Redstart 445m
House Martin 445m
Swift 865m

**Bats** *(Foraging, Commuting and roosting)*

Chiroptera Sp. (Roost on site in 2002)
Soprano Pipistrelle (399m in 2013)
Brown Long Eared (797m in 2015)
Myotis Sp. (797m in 2015)
Noctule (797m in 2015)
Common Pipistrelle (797m in 2015)
Whiskered (1.753m in 2014)
Greater Horseshoe (1,944m in 2018-2019)
Nathusius Pipistrelle (1,944m in 2018-2019)
Western Barbastelle (1,944m in 2018-2019)
Serotine (1,944m in 2018-2019)
Daubenton's (1,944m in 2018-2019)
Natterer's (1,944m in 2018-2019)
Leisler's (1,944m in 2018-201

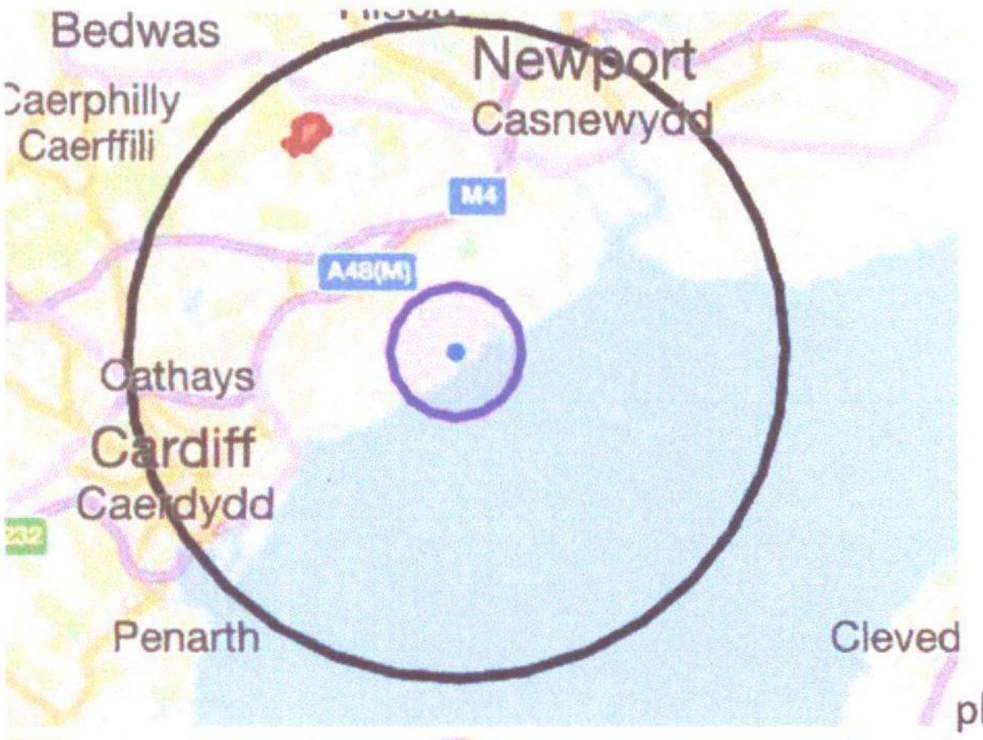


plate 3 Location of Rupera Castle and Woodlands SSSI

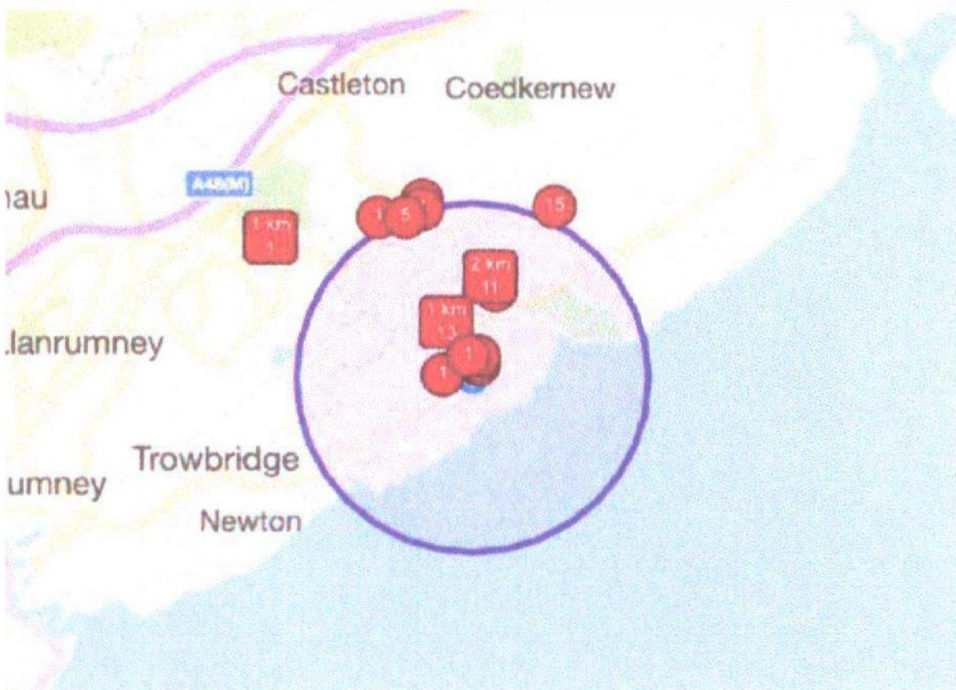


plate 4 Bat and bird records locations

## 3.2 Field Surveys

### *3.2.1 Habitat Description*

The habitat immediately surrounding the building is grassland leading to native species hedgerow and trees. The vegetation on site is of high potential for foraging and commuting bats.
To the south of the site is a series of small, narrow fields extending the River Severn Estuary which extends west and east to the Gwent levels and Newport wetlands SSSI's.
To the north, East and West of the site is a small residential area extending to low lying areas of fields with tree lined reen's and drainage dykes as is typical of wetland areas.
Ecological connectivity to the site is high potential via reen's, ditches, dykes, tree lines and hedgerows.

fig 3.

***Contains Ordnance Survey data © Crown copyright and database right 2018***

### *3.2.2 External Survey*

The external survey identified:

| Potential Level | Justification of Assessment |
|---|---|
| Negligible | 15th Century church with stone walls with a slate roof and sarking below. Very limited areas of potential bat roosting features or nesting areas. No evidence of bat activity, the building is very well maintained, probably due to the previous owners plans to convert to a residential unit. Cement Soffits and fascia are in good order. Roof appears sound with no gaps in slates or ridge tiles. |

### *3.2.3 Internal Survey*

The internal survey identified:

| Potential Level | Justification of Assessment |
|---|---|
| Negligible | No evidence of bats internally, all windows are sealed and the gaps inside the building roof timbers are mostly filled with spider's webs debris and dust. The roof is vaulted, open to view, and has wood sarking below the roof covering, therefore no gaps for bats to roost. The tower was not surveyed due to height issues and |

| | |
|---|---|
| | access. (See 4.1 Survey Constraints and 6.4 Summary) |
| Overall building potential level | Negligible |

# 4 Assessment

## 4.1 Survey Constraints (incl. equipment)

The tower was not surveyed internally due to access and height issues. However, this was not seen as having an impact on the survey results or impacts to bats and nesting birds as the proposed works does not include the tower directly or indirectly.

Any survey for bat species can only be a series of snapshots in time. Bats are very mobile with complex social structures and utilise multiple roost sites during the year. The implications of this are that surveyors must make informed assumptions based on observations, recorded data, local information, and a detailed knowledge of the species.

## 4.2 Potential Impacts

### *4.2.1 Bat Roosts*

In the absence of mitigation, the proposed development would have no impact on bat roosts, bats were deemed absent from the building.

### *4.2.2 Bat Foraging and Commuting Habitat*

In the absence of mitigation, the proposed development would potentially have negligible impact on bat foraging and commuting routes as no vegetation is planned for removal as part of this proposal or in the future except for the usual maintenance of the grounds

### *4.2.3 Birds*

A partial jackdaw's nest was identified on the North-east corner above a security camera, the bird was trying to build a nest during the survey.
There is a record of a barn owl within 40m from 1973 but the record does not state if it was nesting, although it does say there were feathers and fresh pellets present in a barn.
It is possible that the owl was nesting nearby but given the age of the record and the fact that the external fabric of the building will not be altered as part of the proposals, it is deemed very unlikely that barn owls will be impacted because of the development.

There is a record of a Peregrine Falcon on site in 2009. Whilst it is possible that a Peregrine falcon may be nesting somewhere unseen, high up on the building, there are also records of Peregrine falcon's commuting nearby so the record may be a foraging record. The recorder was contacted via e mail to verify the status of the record but has not yet replied. However, it is anticipated that Peregrine falcons will not be disturbed due to no significant external work being planned apart from the solar panels installed onto a low level flat roof.

# 5 Legislation and Policy Guidance

This legislation must be considered at all stages of development.
All bat species occurring in the UK are fully protected by European and UK law.

**Under the Conservation of Habitats and Species Regulations 2017**

(1) A person who—

(A) Deliberately captures, injures or kills any wild animal of a European protected species,

(b) Deliberately disturbs wild animals of any such species,

(c) Deliberately takes or destroys the eggs of such an animal, or

(d) Damages or destroys a breeding site or resting place of such an animal,

is guilty of an offence.

(2) For the purposes of paragraph (1)(b), disturbance of animals includes in particular any disturbance which is likely—

(a)to impair their ability—

(i)to survive, to breed or reproduce, or to rear or nurture their young; or

(ii)in the case of animals of a hibernating or migratory species, to hibernate or migrate; or

(b)to affect significantly the local distribution or abundance of the species to which they belong.

**Under the Wildlife and Countryside Act 1981 (as amended) it is an offence to:**

- Intentionally or recklessly damage, destroy or obstruct access to any structure or place used by bats for shelter or protection.
- Intentionally or recklessly disturb bats whilst in their place of rest or shelter
- Sell or advertise for sale or transport bats (including their derivatives)

**The Countryside and Rights of Way Act 2000**
The Act places a duty on Government Departments to have regard for the conservation of biodiversity and maintain lists of species and habitats for which conservation steps should be taken or promoted, in accordance with the Convention on Biological Diversity.

Schedule 9 of the Act amends SSSI provisions of the Wildlife and Countryside Act 1981 including provisions to change SSSIs and providing increased powers for their protection and management. The provisions extend powers for entering into management agreements; place a duty on public bodies to further the conservation and enhancement of SSSIs; increases penalties on conviction where the provisions are breached; and introduce a new offence whereby third parties can be convicted for damaging SSSIs. To ensure compliance with the Human Rights Act 1998, appeal processes are introduced with regards to the notification, management and protection of SSSIs.

Schedule 12 of the Act amends the species provisions of the Wildlife and Countryside Act 1981, strengthening the legal protection for threatened species. The provisions make certain offences 'arrestable', create a new offence of reckless disturbance, confer greater powers to police and wildlife inspectors for entering premises and obtaining wildlife tissue samples for DNA analysis, and enable heavier penalties on conviction of wildlife offences.

**The UK Biodiversity Action Plan (UKBAP) includes objectives to conserve, and, where practicable, enhance:**

- The quality and range of wildlife habitats and ecosystems;
- The overall populations and natural ranges of native species;
- Internationally important and threatened species, habitats and ecosystems;
- Species, habitats and natural and managed ecosystems characteristic of local areas
- Biodiversity of natural and semi-natural habitats where this has been diminished over recent decades.

# 6 Working Method Statement

## 6.1 Mitigation Proposals

The mitigation proposals for the development are as follows:

### *6.1.1 Pre-Works Mitigation*

a) A bat licenced ecologist must be made on call prior to works commencing.
b) Any change to the plans (amendments) after the date of the planning approval must be notified to the ecologist and biodiversity department at the local authority by the owner prior to works commencing.
c) The owner must ensure that a copy of this report is issued to the building contractor prior to works, the owner must ensure the contractor is advised to follow this report carefully.
d) As an enhancement to habitats under the Environment Wales Act, a Beaumaris Woodstone Bat box will be installed onto a tree to the south of the building. The box must be on the south side of the tree at a height of at least 2m.
e) Prior to installation of the solar panels, a nesting bird survey must be carried out.

### *6.1.2 Construction Mitigation*

a) If bats are discovered at any stage of the development the ecologist and NRW must be informed immediately and works stopped until the ecologist has given advice. No bats are to be handled or moved by anyone other than a bat licensed ecologist.
b) The ecologist must have the necessary equipment to take a discovered bat into captivity and the captive bat will be either released that evening at dusk on site or be placed into a Pre-positioned bat box and allowed to fly at its own will. If weather conditions are poor the bat will be kept overnight by the ecologist and released on site on an evening when the weather conditions are considered optimal.
c) If works to the tower are planned at any time in the future, a bat emergence survey and nesting bird survey must be carried out prior to works commencing.

## 6.2 Further Survey

Further survey was not deemed necessary as enough information was gained during the surveys to attain a confident and accurate assessment of no use of the main building by bat species. If the plans change to include works to the tower, then further survey will be needed and should include 2 bat emergence surveys between May and September.
Whilst there is a record of Peregrine falcon (2009) on site, it is deemed very unlikely they are still present due to previous development work and potential disturbance. The records do not state that a nest was present at that time so the birds may have been foraging only. For this reason, and the fact that the external work includes only the installation of solar panels to a single storey flat roof, further survey is not deemed necessary. However, a nesting

bird survey is required immediately prior to the installation of the solar panels on the flat roof. if any birds' nests (Live or defunct) are discovered prior to, or during works, then work will stop; and not resume until the ecologist has confirmed the birds have dispersed.

## 6.3 Requirement for Licence

A protected species licence is deemed unnecessary as the proposed development would not result in an offence being committed under *The Conservation of Habitats and Species Regulations 2017* if the mitigation in this report is followed carefully.

## 6.4 Summary

The former St Peters church is very large, has a tall tower and is located within a high potential area for bat foraging and commuting. The building has been semi converted in recent years and was inhabited. The previous owner has maintained the exterior of the building and as such very few places for bat access exist. The bat and roof nesting bird survey resulted in no evidence of bats and negligible potential within the main building although the habitat is of high potential for foraging bats due to proximity to the wetlands and tree lines.

The proposals for development are to install solar panels to a flat roof on the south side of the building and internal alterations. The flat roof area and cement eaves above the flat roof have negligible potential for bat access or roosting, and no areas of bird nesting so would not be impacted by the installation or operation of the solar panels.

The tower was not inspected due to height and access issues but is not proposed for any works in the future. It is possible bats may be using the tower for roosting in summer or winter, but they will not be impacted by the proposals. Security lighting externally is currently significant so it is very unlikely that additional external lighting will be installed.

It is deemed very unlikely that the internal alterations will impact bats because there was no evidence of bats and negligible potential for bat roosting.

There is a record of a Barn Owl in a barn nearby and a Peregrine Falcon on site, but the last record of the Owl was 1973 and the Peregrine was in 2009. It is deemed very unlikely that birds will be impacted by the proposed works but as a precaution, a nesting bird survey will be carried out immediately prior to any external works including the installation of the solar panels on the flat roof.

# 7 References

Collins, J. (ed.) (2016) Bat Surveys for Professional Ecologists: Good Practice Guidelines (3rd Edition) The Bat Conservation Trust London

The bat workers' manual (3rd Edition). Joint Nature Conservation Committee
Mitchell-Jones, A.J. & McLeish, A.P. (2004)

British Bat Calls. Russ. J 2012

Bat Mitigation Guidelines English Nature. Mitchell-Jones, A.J. (2004)

Bats and Lighting. A. Fure (London naturalist No. 85 2006)

The Conservation of Habitats and Species Regulations 2017

The Wildlife and Countryside Act 1981 (as amended)

Tan 5 Planning Policy in Wales

BS: 42020 / 2013 Biodiversity (Code of practice for planning and development).

Environment (Wales) Act 2016

Chartered Institute of Ecology and Environmental Management's code of professional conduct.

# Appendix I: Plans

## Appendix II: Supporting Photographs

Fig 1 – North elevations

Fig 2 – South Elevations



Fig 3 – Tower from the south

Fig 4 Tower Louvres (Open)

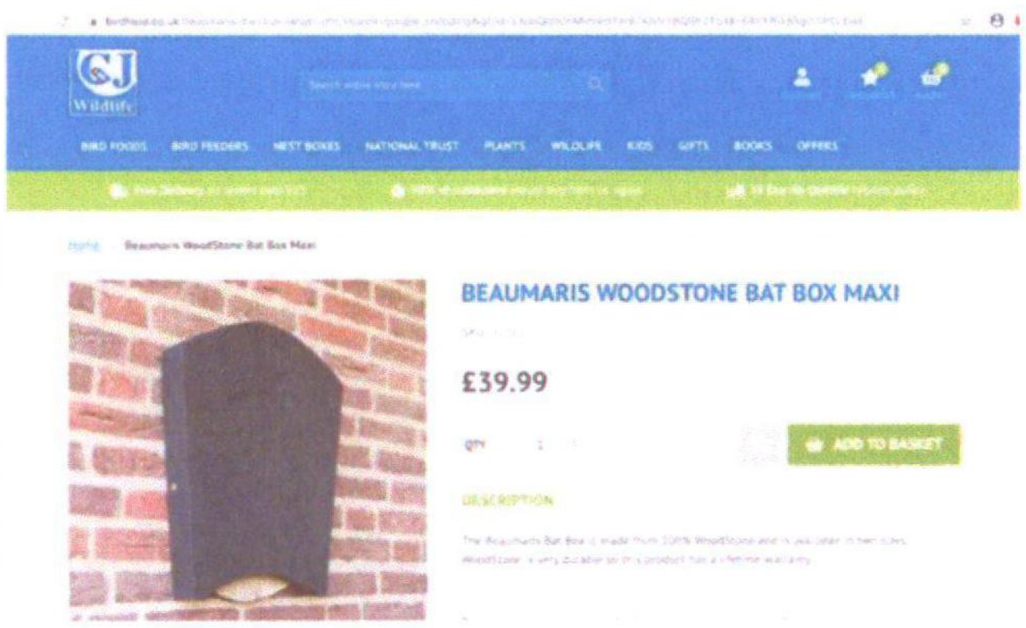


Fig 4 – Bat box

# Assembly List

Date: 19/02/2025 / 12:10
**Project: D Bendon (Old St Peters Church)**

Mr
Dai Bendon
DB Construction LTD

Person in Charge: Ashlie Vaughan

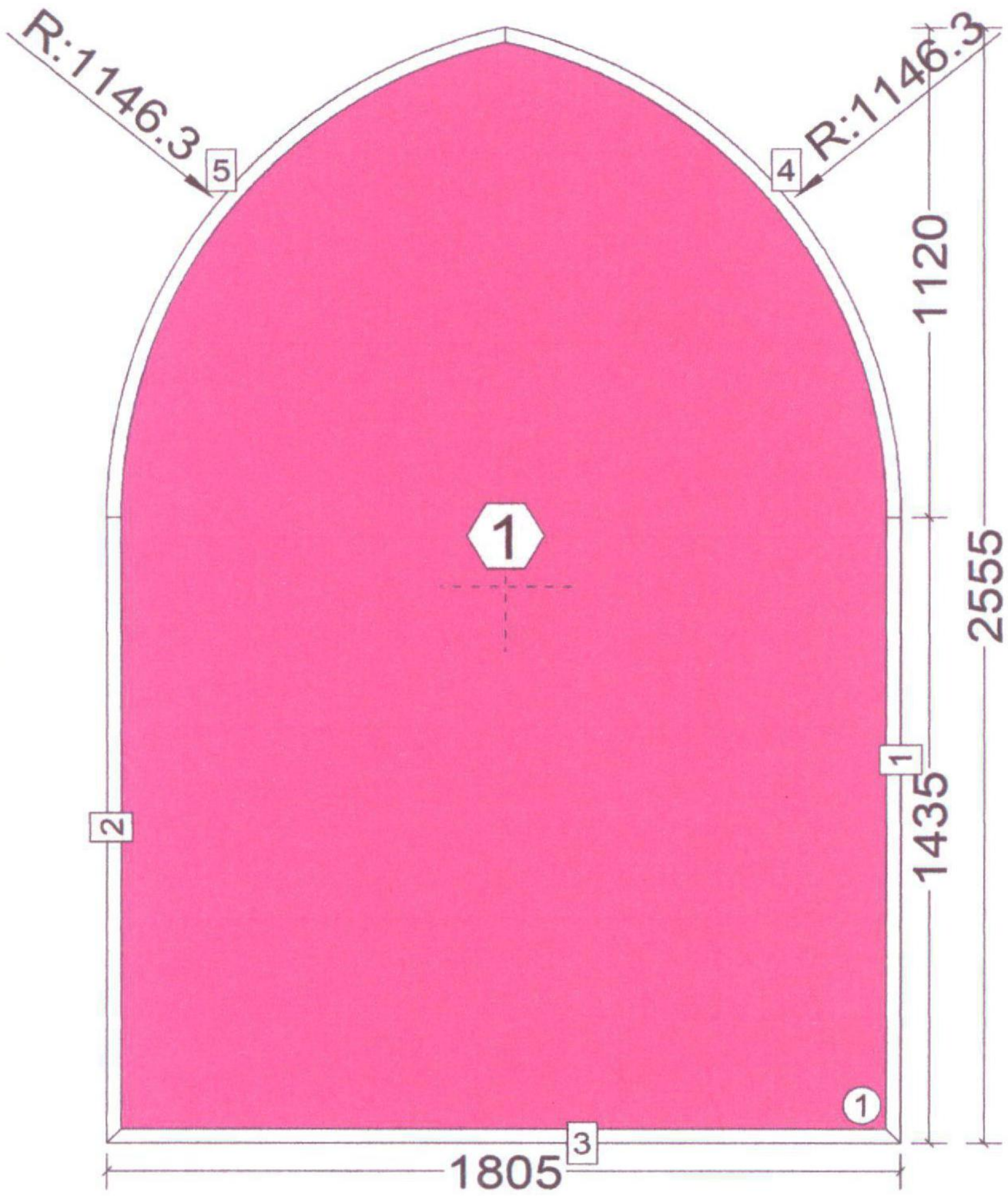


**Position: item 2**

Quantity: 1 Pcs.
System: SMA ALUSPACE (BETA) Sliding Door
INT218 Standard

Size: 1,805 x 2,555 mm
Corner Connections: Crimp
Drainage: Visible
Colour: HP 9910

Scale: 1: 20 / Exterior View

Weight of Position (w/o Accessories): 93.43 (93.43) kg
(86.69 kg Fillings / 6.74 kg Profiles)

**Target Times**

| Description | Comment | Quantity | Minutes/Pcs. | Minutes | Total |
|---|---|---|---|---|---|
| **Joints** | | | | **139** | **139** |
| - Corner Connections >45° | | 3 | 35 | 105 | |
| - Corner Connections | | 2 | 17 | 34 | |

**Continuation of position item 2**

**Frame Element**

**Attention:** For connection of curved profiles INT210/INT210 there are no system accessories.

**Profiles**

| Quantity | Number | Description | Length [mm] | Cut | Orientation / Seq.No. |
|---|---|---|---|---|---|
| 1 (1) Pcs. | INT210 | OUTER FRAME FOR ALUSPACE | 1,435.0 | V - 90° | R / 1 |
| 1 (1) Pcs. | INT210 | OUTER FRAME FOR ALUSPACE | 1,435.0 | 90° - V | L / 2 |
| 1 (1) Pcs. | INT210 | OUTER FRAME FOR ALUSPACE | 1,805.0 | V - V | B / 3 |

**Curved Profiles**

| Quantity | Number | Description | Length [mm] | Cut | Orientation / Seq.No. |
|---|---|---|---|---|---|
| 1 (1) Pcs. | INT210 ,Curved | OUTER FRAME FOR ALUSPACE | 1,554.9 | 90° - 77.7° | F / 4 |

This profile is curved. Please consider the profile drawing.
The inner/outer bending radius equals: 1,113 / 1,146 mm

| | | | | | |
|---|---|---|---|---|---|
| 1 (1) Pcs. | INT210 ,Curved | OUTER FRAME FOR ALUSPACE | 1,554.9 | 77.7° - 90° | F / 5 |

This profile is curved. Please consider the profile drawing.
The inner/outer bending radius equals: 1,113 / 1,146 mm

**Accessories**

| Quantity | Number | Description | Colour |
|---|---|---|---|
| 2 (2) pc | ACET045 | CHEVRON FOR ETC010/20/21 | |
| 2 (2) pc | ACINT210 | CRIMPING CORNER CLEAT INT210 ALUSPACE | |

**1: Fixed Field Inside Glazed**

Weight: 86.7 kg

**Glazing Beads**

| Quantity | Number | Description | Length [mm] | Cut | Orientation / Seq.No |
|---|---|---|---|---|---|
| 1 (1) Pcs. | INT271 | SQUARE BEAD FOR INT210 ALUSPACE | 1,402.0 | I - 90° | R |
| 1 (1) Pcs. | INT271 | SQUARE BEAD FOR INT210 ALUSPACE | 1,402.0 | 90° - I | L |
| 1 (1) Pcs. | INT271 | SQUARE BEAD FOR INT210 ALUSPACE | 1,769.0 | I - I | B |
| 1 (1) Pcs. | INT271 | SQUARE BEAD FOR INT210 ALUSPACE | 1,526.5 | 90° - 77.5° | F |
| 1 (1) Pcs. | INT271 | SQUARE BEAD FOR INT210 ALUSPACE | 1,526.5 | 77.5° - 90° | F |

**Glass**

| Quantity | Width [mm] | Height [mm] | Area [m²] | Description | Number |
|---|---|---|---|---|---|
| 1 (1) Pcs. | 1,764 | 2,514 | 4.43 | 8.8mm Laminated Glass Clear , 8 mm Shaped Glass | 1 |

**Gaskets**

| Quantity | Number | Description | Colour |
|---|---|---|---|
| 7.82 (7.82) m | ACET843 | 2MM EXTERNAL GASKET ALI600 200m | |
| 7.82 (7.82) m | ACW20038 | TEARAWAY VERSION ACW20034 200M | |

# Assembly List

Date: 19/02/2025 / 12:10
**Project: D Bendon (Old St Peters Church)**

Mr
Dai Bendon
DB Construction LTD

Person in Charge: Ashlie Vaughan




**Position: item 8 part B**

Quantity: 1 Pcs.
System: Senior SSG Horizontal Sliding Heavy Duty

Size: 1,750 x 960 mm

Frame Element-Corner Connections: Nail
Drainage: Visible
Colour: Painted 9910

Scale: 1: 20 / Exterior View

Weight of Position (w/o Accessories): 21.45 (21.45) kg
(14.70 kg Fillings / 6.75 kg Profiles)

**Target Times**

| Description | Comment | Quantity | Minutes/Pcs. | Minutes | Total |
|---|---|---|---|---|---|
| **Joints** | | | | **320** | **320** |
| - Corner Connections | | 16 | 20 | 320 | |

**Frame Element**

**Profiles**

| Quantity | Number | Description | Length [mm] | Cut | Orientation / Seq.No. |
|---|---|---|---|---|---|
| 1 (1) Pcs. | SSG76286 | Jambs Outer Frames for Sliding Sashes | 960.0 | V - V | R / 1 |
| 1 (1) Pcs. | SSG76286 | Jambs Outer Frames for Sliding Sashes | 960.0 | V - V | L / 2 |
| 1 (1) Pcs. | SSG76285 | Head and Cill Outer Frames for Sliding Sashes, Aluminium | 1,750.0 | V - V | B / 3 |
| 1 (1) Pcs. | SSG76285 | Head and Cill Outer Frames for Sliding Sashes, Aluminium | 1,750.0 | V - V | T / 4 |

**Accessories**

| Quantity | Number | Description | Colour |
|---|---|---|---|
| 1 (1) Pcs. | SSGSOO625 | 17.0 mm seal for Secondary Glazing, 5.42 m | |
| 1 (1) Pcs. | SSGVSSOOO | Vision Strip for Secondary Glazing, 5.42 m | Black |

**Continuation of position item 8 part B**

**1: Sliding Door - Handle Height: Centre (451 mm from sash outer edge)**

Hardware: SSG 3C, Handle: SSGCATCH (Silver Coloured)

| Sash: | | Weight: | Size: |
|---|---|---|---|
| | 1.1 | 5.7 kg | 576 x 902 mm |
| | 1.2 | 5.8 kg | 576 x 902 mm |
| | 1.3 | 5.7 kg | 576 x 902 mm |

**Profiles**

| Quantity | Number | Description | Length [mm] | Cut | Orientation / Seq.No. |
|---|---|---|---|---|---|
| 1 (1) Pcs. | SSG76281 | Heavy Duty Meeting Stile for Sliding Sashes, Aluminium | 902.0 | V - V | R / 5 |
| 1 (1) Pcs. | SSG76283 | Handle Stile for Sliding Sashes, Aluminium | 902.0 | V - V | L / 6 |
| 1 (1) Pcs. | SSG76280 | Top and Bottom Rails for Sliding Sashes, Aluminium | 575.5 | V - V | B / 7 |
| 1 (1) Pcs. | SSG76280 | Top and Bottom Rails for Sliding Sashes, Aluminium | 575.5 | V - V | T / 8 |
| 1 (1) Pcs. | SSG76281 | Heavy Duty Meeting Stile for Sliding Sashes, Aluminium | 902.0 | V - V | R / 9 |
| 1 (1) Pcs. | SSG76281 | Heavy Duty Meeting Stile for Sliding Sashes, Aluminium | 902.0 | V - V | L / 10 |
| 1 (1) Pcs. | SSG76280 | Top and Bottom Rails for Sliding Sashes, Aluminium | 575.5 | V - V | B / 11 |
| 1 (1) Pcs. | SSG76280 | Top and Bottom Rails for Sliding Sashes, Aluminium | 575.5 | V - V | T / 12 |
| 1 (1) Pcs. | SSG76283 | Handle Stile for Sliding Sashes, Aluminium | 902.0 | V - V | R / 13 |
| 1 (1) Pcs. | SSG76281 | Heavy Duty Meeting Stile for Sliding Sashes, Aluminium | 902.0 | V - V | L / 14 |
| 1 (1) Pcs. | SSG76280 | Top and Bottom Rails for Sliding Sashes, Aluminium | 575.5 | V - V | B / 15 |
| 1 (1) Pcs. | SSG76280 | Top and Bottom Rails for Sliding Sashes, Aluminium | 575.5 | V - V | T / 16 |

**Glass**

| Quantity | Width [mm] | Height [mm] | Area [m²] | Description | Number |
|---|---|---|---|---|---|
| 1 (1) Pcs. | 556 | 882 | 0.49 | 4mm Clear toughened , 4 mm | 1 |
| 1 (1) Pcs. | 556 | 882 | 0.49 | 4mm Clear toughened , 4 mm | 2 |
| 1 (1) Pcs. | 556 | 882 | 0.49 | 4mm Clear toughened , 4 mm | 2 |

**Hardware**

| Quantity | Number | Description | Colour | Seq.No. |
|---|---|---|---|---|
| 3 (3) pc | SSGCATCHN | SSG Aluminium Catch | Silver Coloured | |
| 6 (6) pc | SSGSSROLA | Secondary Glazing Carriage Wheel - Max Load 9 Kgs | | |

**Gaskets**

| Quantity | Number | Description | Colour |
|---|---|---|---|
| 9.47 (9.47) m | SSG4MM | Channel gasket For Secondary Glazing - 4mm Glass | |
| 11.78 (11.78) m | SSGWPC375 | Weatherpile Size 4.8 x 3.75mm for Secondary Glazing | |

**Accessories**

| Quantity | Number | Description | Colour |
|---|---|---|---|
| 3 (3) pc | SSGSCOOOO | Secondary Glazing Spring Catches | |
| 8 (8) pc | SSGSSMRES | Secondary Glazing Meeting Stile End Caps | |
| 2 (2) Pcs. | SSGWPO762 | Weatherpile Size 4.8 x 7.75mm for Secondary Glazing, 0.9 m | |

**Continuation of position item 8 part B**

| Quantity | Number | Description | Colour |
|---|---|---|---|
| 1 (1) Pcs. | SSGWPO762 | Weatherpile Size 4.8 x 7.75mm for Secondary Glazing, 1.8 m | |

# Assembly List

Date: 19/02/2025 / 12:10
**Project: D Bendon (Old St Peters Church)**

Mr
Dai Bendon
DB Construction LTD

Person in Charge: Ashlie Vaughan

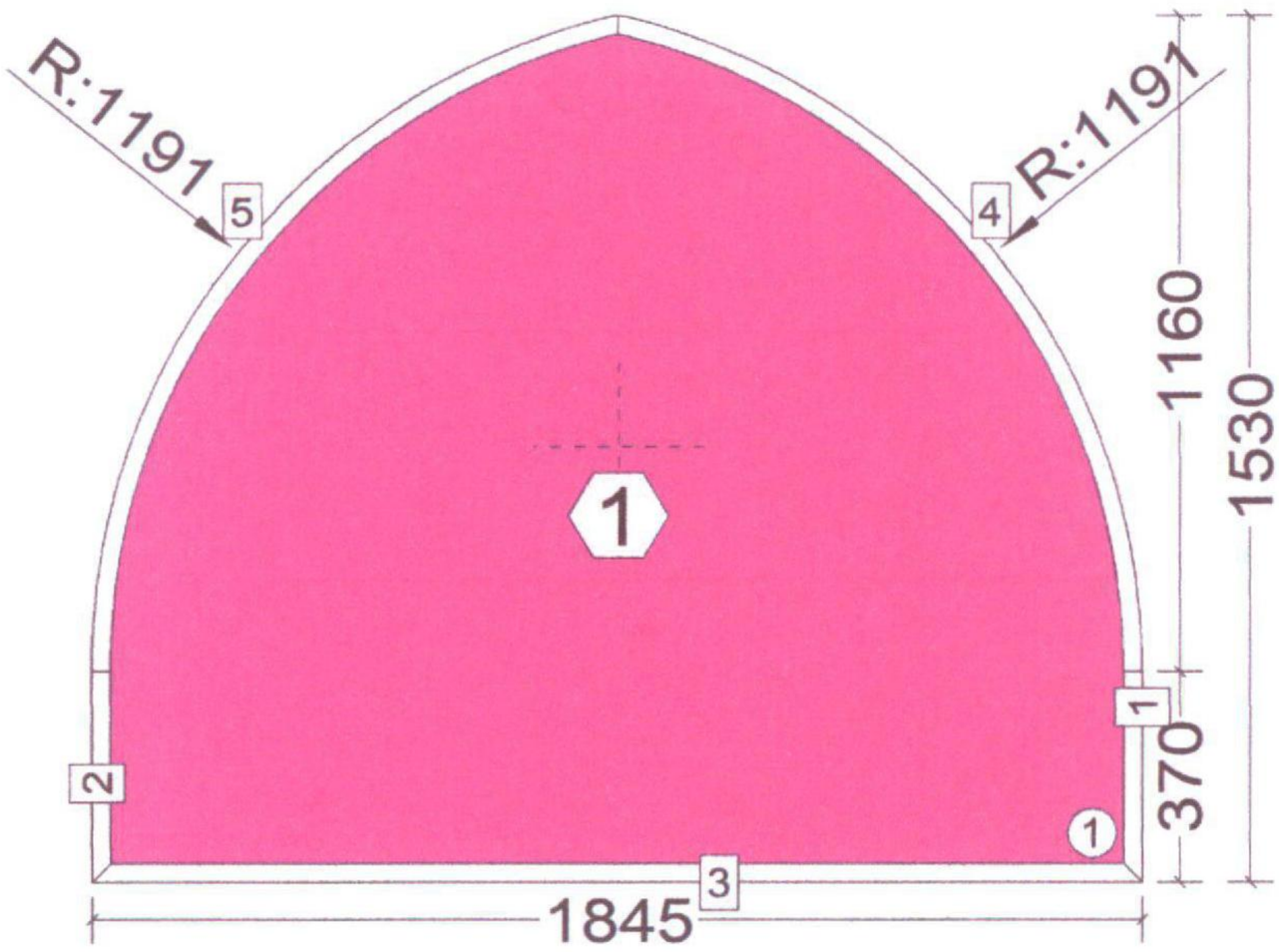


**Position: item 9 Part A**

Quantity: 1 Pcs.
System: SMA ALUSPACE (BETA) Sliding Door INT218 Standard

Size: 1,845 x 1,530 mm
Corner Connections: Crimp
Drainage: Visible
Colour: HP 9910

Scale: 1: 20 / Exterior View

Weight of Position (w/o Accessories): 52.47 (52.47) kg (47.48 kg Fillings / 4.99 kg Profiles)

**Target Times**

| Description | Comment | Quantity | Minutes/Pcs. | Minutes | Total |
|---|---|---|---|---|---|
| **Joints** | | | | **139** | **139** |
| - Corner Connections >45° | | 3 | 35 | 105 | |
| - Corner Connections | | 2 | 17 | 34 | |

**Frame Element**

**Attention:** For connection of curved profiles INT210/INT210 there are no system accessories.

**Profiles**

| Quantity | Number | Description | Length [mm] | Cut | Orientation / Seq.No. |
|---|---|---|---|---|---|
| 1 (1) Pcs. | INT210 | OUTER FRAME FOR ALUSPACE | 370.0 | V - 90° | R / 1 |
| 1 (1) Pcs. | INT210 | OUTER FRAME FOR ALUSPACE | 370.0 | 90° - V | L / 2 |
| 1 (1) Pcs. | INT210 | OUTER FRAME FOR ALUSPACE | 1,845.0 | V - V | B / 3 |

**Curved Profiles**

| Quantity | Number | Description | Length [mm] | Cut | Orientation / Seq.No. |
|---|---|---|---|---|---|
| 1 (1) Pcs. | INT210 ,Curved | OUTER FRAME FOR ALUSPACE | 1,599.7 | 90° - 77° | F / 4 |

This profile is curved. Please consider the profile drawing.
The inner/outer bending radius equals: 1,158 / 1,191 mm

**Continuation of position item 9 Part A**

| Quantity | Number | Description | Length [mm] | Cut | Orientation / Seq.No. |
|---|---|---|---|---|---|
| 1 (1) Pcs. | INT210 ,Curved | OUTER FRAME FOR ALUSPACE | 1,599.7 | 77° - 90° | F / 5 |

This profile is curved. Please consider the profile drawing.
The inner/outer bending radius equals: 1,158 / 1,191 mm

**Accessories**

| Quantity | Number | Description | Colour |
|---|---|---|---|
| 2 (2) pc | ACET045 | CHEVRON FOR ETC010/20/21 | |
| 2 (2) pc | ACINT210 | CRIMPING CORNER CLEAT INT210 ALUSPACE | |

**1: Fixed Field Inside Glazed**

Weight: 47.5 kg

**Glazing Beads**

| Quantity | Number | Description | Length [mm] | Cut | Orientation / Seq.No |
|---|---|---|---|---|---|
| 1 (1) Pcs. | INT271 | SQUARE BEAD FOR INT210 ALUSPACE | 337.0 | I - 90° | R |
| 1 (1) Pcs. | INT271 | SQUARE BEAD FOR INT210 ALUSPACE | 337.0 | 90° - I | L |
| 1 (1) Pcs. | INT271 | SQUARE BEAD FOR INT210 ALUSPACE | 1,809.0 | I - I | B |
| 1 (1) Pcs. | INT271 | SQUARE BEAD FOR INT210 ALUSPACE | 1,571.3 | 90° - 76.8° | F |
| 1 (1) Pcs. | INT271 | SQUARE BEAD FOR INT210 ALUSPACE | 1,571.3 | 76.8° - 90° | F |

**Glass**

| Quantity | Width [mm] | Height [mm] | Area [m²] | Description | Number |
|---|---|---|---|---|---|
| 1 (1) Pcs. | 1,804 | 1,488 | 2.69 | 8.8mm Laminated Glass Clear , 8 mm | 1 |
| | Shaped Glass | | | | |

**Gaskets**

| Quantity | Number | Description | Colour |
|---|---|---|---|
| 5.76 (5.76) m | ACET843 | 2MM EXTERNAL GASKET ALI600 200m | |
| 5.76 (5.76) m | ACW20038 | TEARAWAY VERSION ACW20034 200M | |

# Assembly List

Date: 19/02/2025 / 12:10
**Project: D Bendon (Old St Peters Church)**

Mr
Dai Bendon
DB Construction LTD

Person in Charge: Ashlie Vaughan

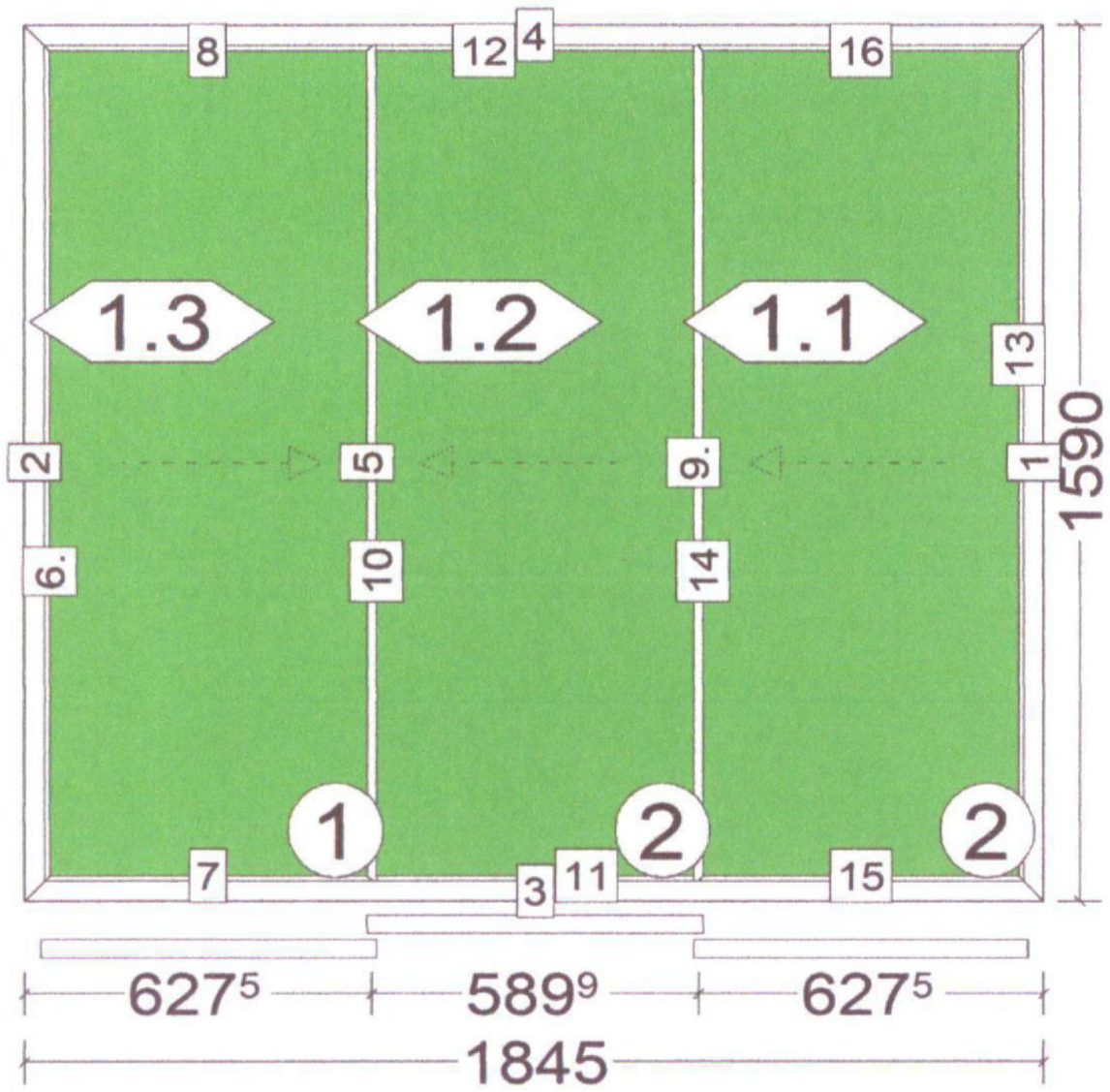


**Position: item 9 part B**

Quantity: 1 Pcs.
System: Senior SSG Horizontal Sliding Heavy Duty

Size: 1,845 x 1,590 mm

Scale: 1: 20 / Exterior View
Weight of Position (w/o Accessories): 35.97 (35.97) kg
(26.63 kg Fillings / 9.33 kg Profiles)

Frame Element-Corner Connections: Nail
Drainage: Visible
Colour: Painted 9910

**Target Times**

| Description | Comment | Quantity | Minutes/Pcs. | Minutes | Total |
|---|---|---|---|---|---|
| **Joints** | | | | **320** | **320** |
| - Corner Connections | | 16 | 20 | 320 | |

**Frame Element**

**Profiles**

| Quantity | Number | Description | Length [mm] | Cut | Orientation / Seq.No. |
|---|---|---|---|---|---|
| 1 (1) Pcs. | SSG76286 | Jambs Outer Frames for Sliding Sashes | 1,590.0 | V - V | R / 1 |
| 1 (1) Pcs. | SSG76286 | Jambs Outer Frames for Sliding Sashes | 1,590.0 | V - V | L / 2 |
| 1 (1) Pcs. | SSG76285 | Head and Cill Outer Frames for Sliding Sashes, Aluminium | 1,845.0 | V - V | B / 3 |
| 1 (1) Pcs. | SSG76285 | Head and Cill Outer Frames for Sliding Sashes, Aluminium | 1,845.0 | V - V | T / 4 |

**Accessories**

| Quantity | Number | Description | Colour |
|---|---|---|---|
| 1 (1) Pcs. | SSGSOO625 | 17.0 mm seal for Secondary Glazing, 6.87 m | |
| 1 (1) Pcs. | SSGVSSOOO | Vision Strip for Secondary Glazing, 6.87 m | Black |

**Continuation of position item 9 part B**

**1: Sliding Door - Handle Height: Centre (766 mm from sash outer edge)**

Hardware: SSG 3C, Handle: SSGCATCH (Silver Coloured)

| Sash: | | Weight: | | Size: | |
|---|---|---|---|---|---|
| | 1.1 | | 10.2 kg | | 607 x 1,532 mm |
| | 1.2 | | 10.3 kg | | 607 x 1,532 mm |
| | 1.3 | | 10.2 kg | | 607 x 1,532 mm |

**Profiles**

| Quantity | Number | Description | Length [mm] | Cut | Orientation / Seq.No. |
|---|---|---|---|---|---|
| 1 (1) Pcs. | SSG76281 | Heavy Duty Meeting Stile for Sliding Sashes, Aluminium | 1,532.0 | V - V | R / 5 |
| 1 (1) Pcs. | SSG76283 | Handle Stile for Sliding Sashes, Aluminium | 1,532.0 | V - V | L / 6 |
| 1 (1) Pcs. | SSG76280 | Top and Bottom Rails for Sliding Sashes, Aluminium | 607.2 | V - V | B / 7 |
| 1 (1) Pcs. | SSG76280 | Top and Bottom Rails for Sliding Sashes, Aluminium | 607.2 | V - V | T / 8 |
| 1 (1) Pcs. | SSG76281 | Heavy Duty Meeting Stile for Sliding Sashes, Aluminium | 1,532.0 | V - V | R / 9 |
| 1 (1) Pcs. | SSG76281 | Heavy Duty Meeting Stile for Sliding Sashes, Aluminium | 1,532.0 | V - V | L / 10 |
| 1 (1) Pcs. | SSG76280 | Top and Bottom Rails for Sliding Sashes, Aluminium | 607.2 | V - V | B / 11 |
| 1 (1) Pcs. | SSG76280 | Top and Bottom Rails for Sliding Sashes, Aluminium | 607.2 | V - V | T / 12 |
| 1 (1) Pcs. | SSG76283 | Handle Stile for Sliding Sashes, Aluminium | 1,532.0 | V - V | R / 13 |
| 1 (1) Pcs. | SSG76281 | Heavy Duty Meeting Stile for Sliding Sashes, Aluminium | 1,532.0 | V - V | L / 14 |
| 1 (1) Pcs. | SSG76280 | Top and Bottom Rails for Sliding Sashes, Aluminium | 607.2 | V - V | B / 15 |
| 1 (1) Pcs. | SSG76280 | Top and Bottom Rails for Sliding Sashes, Aluminium | 607.2 | V - V | T / 16 |

**Glass**

| Quantity | Width [mm] | Height [mm] | Area [m²] | Description | Number |
|---|---|---|---|---|---|
| 1 (1) Pcs. | 587 | 1,512 | 0.89 | 4mm Clear toughened , 4 mm | 1 |
| 1 (1) Pcs. | 587 | 1,512 | 0.89 | 4mm Clear toughened , 4 mm | 2 |
| 1 (1) Pcs. | 587 | 1,512 | 0.89 | 4mm Clear toughened , 4 mm | 2 |

**Hardware**

| Quantity | Number | Description | Colour | Seq.No. |
|---|---|---|---|---|
| 3 (3) pc | SSGCATCHN | SSG Aluminium Catch | Silver Coloured | |
| 6 (6) pc | SSGSSROLA | Secondary Glazing Carriage Wheel - Max Load 9 Kgs | | |

**Gaskets**

| Quantity | Number | Description | Colour |
|---|---|---|---|
| 13.91 (13.91) m | SSG4MM | Channel gasket For Secondary Glazing - 4mm Glass | |
| 15.02 (15.02) m | SSGWPC375 | Weatherpile Size 4.8 x 3.75mm for Secondary Glazing | |

**Accessories**

| Quantity | Number | Description | Colour |
|---|---|---|---|
| 3 (3) pc | SSGSCOOOO | Secondary Glazing Spring Catches | |
| 8 (8) pc | SSGSSMRES | Secondary Glazing Meeting Stile End Caps | |
| 2 (2) Pcs. | SSGWPO762 | Weatherpile Size 4.8 x 7.75mm for Secondary Glazing, 1.53 m | |

**Continuation of position item 9 part B**

| Quantity | Number | Description | Colour |
|---|---|---|---|
| 1 (1) Pcs. | SSGWPO762 | Weatherpile Size 4.8 x 7.75mm for Secondary Glazing, 3.06 m | |

# Assembly List

Date: 19/02/2025 / 12:10
**Project: D Bendon (Old St Peters Church)**

Mr
Dai Bendon
DB Construction LTD

Person in Charge: Ashlie Vaughan

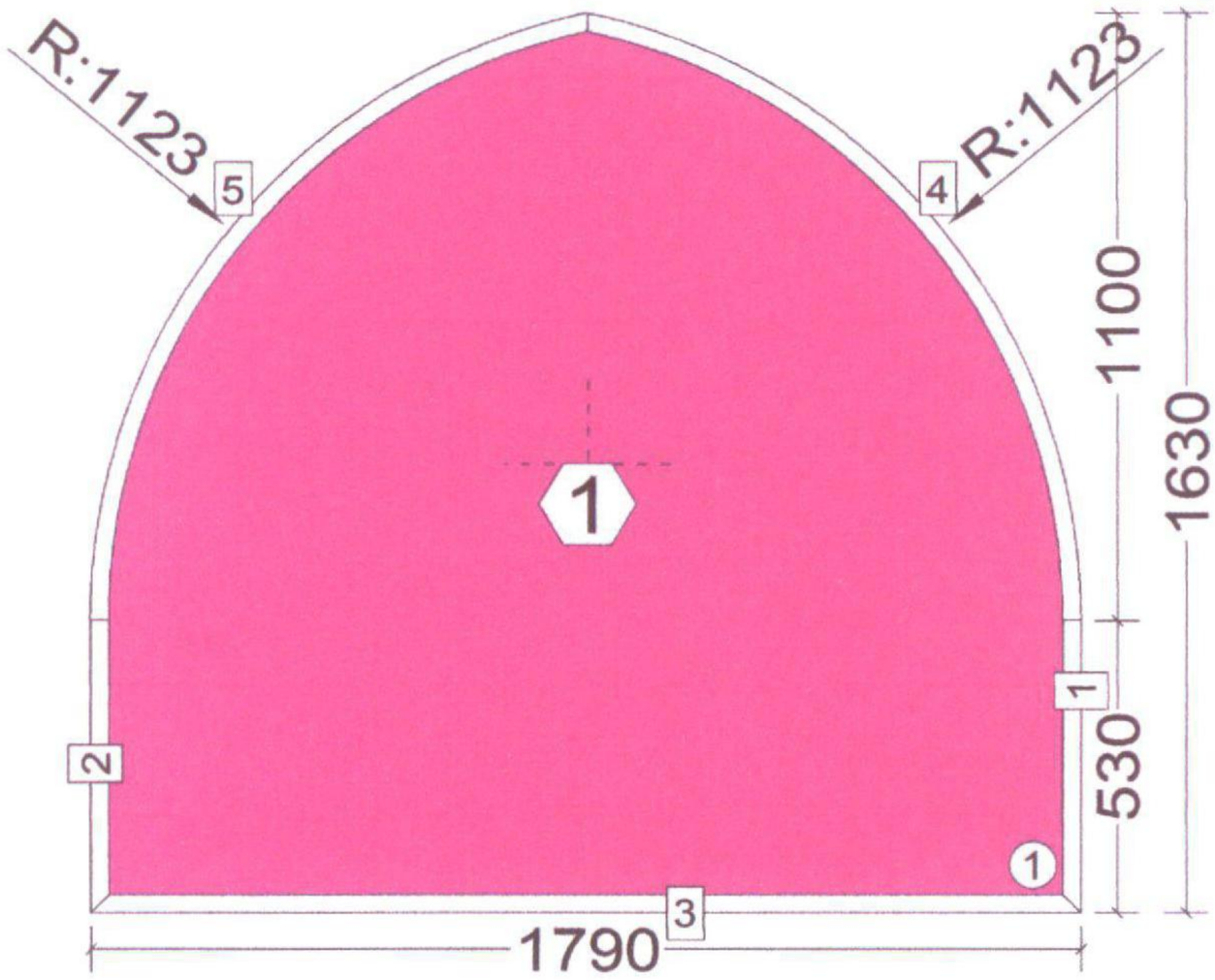


**Position: item 10 Part A**

Quantity: 1 Pcs.
System: SMA ALUSPACE (BETA) Sliding Door INT218 Standard

Size: 1,790 x 1,630 mm
Corner Connections: Crimp
Drainage: Visible
Colour: HP 9910

Scale: 1: 20 / Exterior View

Weight of Position (w/o Accessories): 55.74 (55.74) kg (50.63 kg Fillings / 5.11 kg Profiles)

**Target Times**

| Description | Comment | Quantity | Minutes/Pcs. | Minutes | Total |
|---|---|---|---|---|---|
| **Joints** | | | | **139** | **139** |
| - Corner Connections >45° | | 3 | 35 | 105 | |
| - Corner Connections | | 2 | 17 | 34 | |

**Frame Element**

**Attention:** For connection of curved profiles INT210/INT210 there are no system accessories.

**Profiles**

| Quantity | Number | Description | Length [mm] | Cut | Orientation / Seq.No. |
|---|---|---|---|---|---|
| 1 (1) Pcs. | INT210 | OUTER FRAME FOR ALUSPACE | 530.8 | V - 90° | R / 1 |
| 1 (1) Pcs. | INT210 | OUTER FRAME FOR ALUSPACE | 530.8 | 90° - V | L / 2 |
| 1 (1) Pcs. | INT210 | OUTER FRAME FOR ALUSPACE | 1,790.0 | V - V | B / 3 |

**Curved Profiles**

| Quantity | Number | Description | Length [mm] | Cut | Orientation / Seq.No. |
|---|---|---|---|---|---|
| 1 (1) Pcs. | INT210 ,Curved | OUTER FRAME FOR ALUSPACE | 1,534.0 | 90° - 78.3° | F / 4 |

This profile is curved. Please consider the profile drawing.
The inner/outer bending radius equals: 1,090 / 1,123 mm

**Continuation of position item 10 Part A**

| Quantity | Number | Description | Length [mm] | Cut | Orientation / Seq.No. |
|---|---|---|---|---|---|
| 1 (1) Pcs. | INT210 ,Curved | OUTER FRAME FOR ALUSPACE | 1,534.0 | 78.3° - 90° | F / 5 |

This profile is curved. Please consider the profile drawing.
The inner/outer bending radius equals: 1,090 / 1,123 mm

**Accessories**

| Quantity | Number | Description | Colour |
|---|---|---|---|
| 2 (2) pc | ACET045 | CHEVRON FOR ETC010/20/21 | |
| 2 (2) pc | ACINT210 | CRIMPING CORNER CLEAT INT210 ALUSPACE | |

**1: Fixed Field Inside Glazed**

Weight: 50.6 kg

**Glazing Beads**

| Quantity | Number | Description | Length [mm] | Cut | Orientation / Seq.No |
|---|---|---|---|---|---|
| 1 (1) Pcs. | INT271 | SQUARE BEAD FOR INT210 ALUSPACE | 497.8 | I - 90° | R |
| 1 (1) Pcs. | INT271 | SQUARE BEAD FOR INT210 ALUSPACE | 497.8 | 90° - I | L |
| 1 (1) Pcs. | INT271 | SQUARE BEAD FOR INT210 ALUSPACE | 1,754.0 | I - I | B |
| 1 (1) Pcs. | INT271 | SQUARE BEAD FOR INT210 ALUSPACE | 1,505.7 | 90° - 78.1° | F |
| 1 (1) Pcs. | INT271 | SQUARE BEAD FOR INT210 ALUSPACE | 1,505.7 | 78.1° - 90° | F |

**Glass**

| Quantity | Width [mm] | Height [mm] | Area [m²] | Description | Number |
|---|---|---|---|---|---|
| 1 (1) Pcs. | 1,749 | 1,589 | 2.78 | 8.8mm Laminated Glass Clear , 8 mm | 1 |
| | Shaped Glass | | | | |

**Gaskets**

| Quantity | Number | Description | Colour |
|---|---|---|---|
| 5.90 (5.90) m | ACET843 | 2MM EXTERNAL GASKET ALI600 200m | |
| 5.90 (5.90) m | ACW20038 | TEARAWAY VERSION ACW20034 200M | |

# Assembly List

Date: 19/02/2025 / 12:10
**Project: D Bendon (Old St Peters Church)**

Mr
Dai Bendon
DB Construction LTD

Person in Charge: Ashlie Vaughan

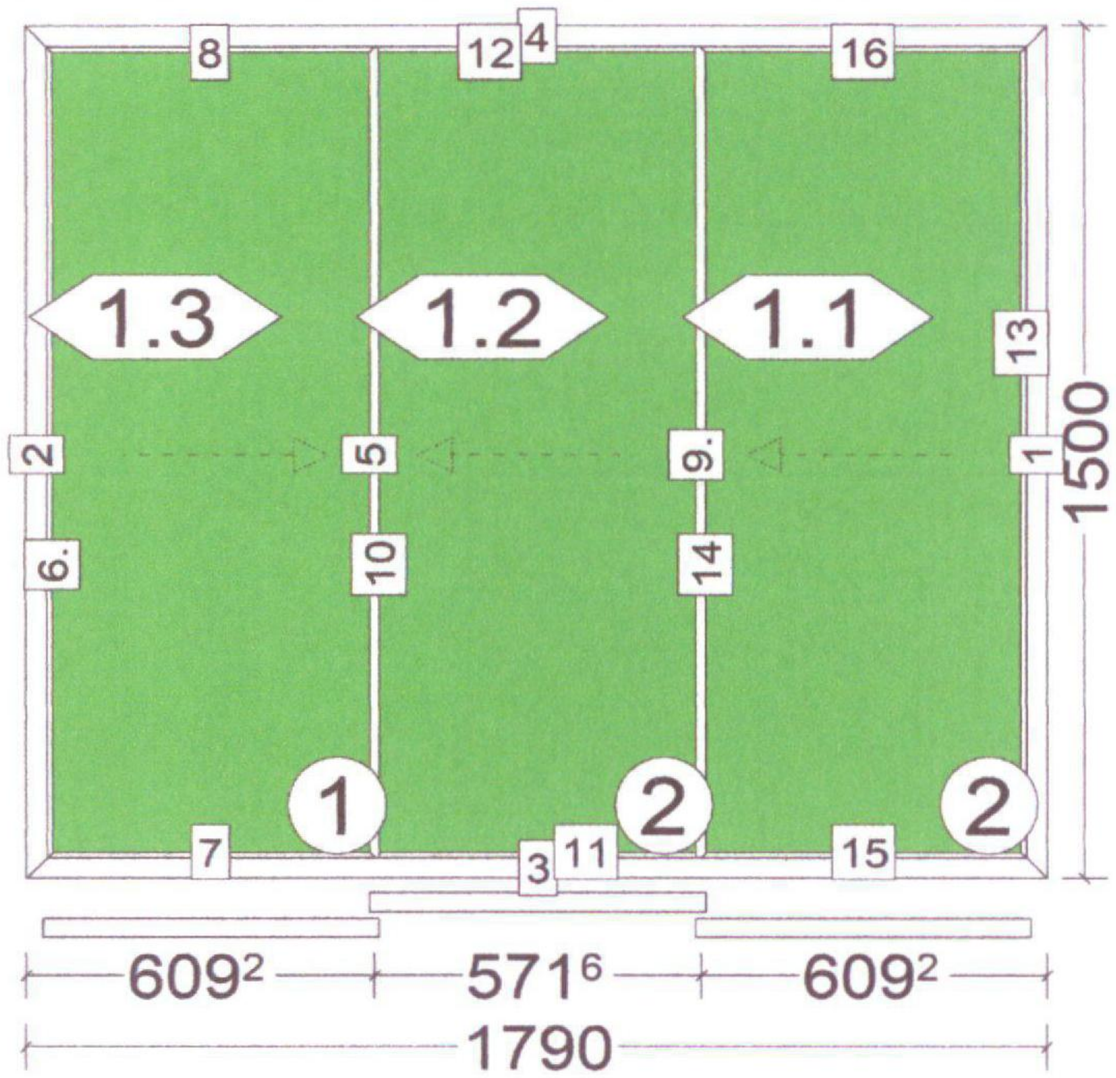


**Position: item 10 part**

Quantity: 1 Pcs.
System: Senior SSG Horizontal Sliding Heavy Duty

Size: 1,790 x 1,500 mm

Scale: 1: 20 / Exterior View

Weight of Position (w/o Accessories): 33.16 (33.16) kg
(24.27 kg Fillings / 8.89 kg Profiles)

Frame Element-Corner Connections: Nail
Drainage: Visible
Colour: Painted 9910

**Target Times**

| Description | Comment | Quantity | Minutes/Pcs. | Minutes | Total |
|---|---|---|---|---|---|
| **Joints** | | | | **320** | **320** |
| - Corner Connections | | 16 | 20 | 320 | |

**Frame Element**

**Profiles**

| Quantity | Number | Description | Length [mm] | Cut | Orientation / Seq.No. |
|---|---|---|---|---|---|
| 1 (1) Pcs. | SSG76286 | Jambs Outer Frames for Sliding Sashes | 1,500.0 | V - V | R / 1 |
| 1 (1) Pcs. | SSG76286 | Jambs Outer Frames for Sliding Sashes | 1,500.0 | V - V | L / 2 |
| 1 (1) Pcs. | SSG76285 | Head and Cill Outer Frames for Sliding Sashes, Aluminium | 1,790.0 | V - V | B / 3 |
| 1 (1) Pcs. | SSG76285 | Head and Cill Outer Frames for Sliding Sashes, Aluminium | 1,790.0 | V - V | T / 4 |

**Accessories**

| Quantity | Number | Description | Colour |
|---|---|---|---|
| 1 (1) Pcs. | SSGSOO625 | 17.0 mm seal for Secondary Glazing, 6.58 m | |
| 1 (1) Pcs. | SSGVSSOOO | Vision Strip for Secondary Glazing, 6.58 m | Black |

**Continuation of position item 10 part**

**1: Sliding Door - Handle Height: Centre (721 mm from sash outer edge)**

Hardware: SSG 3C, Handle: SSGCATCH (Silver Coloured)

| Sash: | | Weight: | | Size: | |
|---|---|---|---|---|---|
| | 1.1 | | 9.3 kg | | 589 x 1,442 mm |
| | 1.2 | | 9.4 kg | | 589 x 1,442 mm |
| | 1.3 | | 9.3 kg | | 589 x 1,442 mm |

**Profiles**

| Quantity | Number | Description | Length [mm] | Cut | Orientation / Seq.No. |
|---|---|---|---|---|---|
| 1 (1) Pcs. | SSG76281 | Heavy Duty Meeting Stile for Sliding Sashes, Aluminium | 1,442.0 | V - V | R / 5 |
| 1 (1) Pcs. | SSG76283 | Handle Stile for Sliding Sashes, Aluminium | 1,442.0 | V - V | L / 6 |
| 1 (1) Pcs. | SSG76280 | Top and Bottom Rails for Sliding Sashes, Aluminium | 588.9 | V - V | B / 7 |
| 1 (1) Pcs. | SSG76280 | Top and Bottom Rails for Sliding Sashes, Aluminium | 588.9 | V - V | T / 8 |
| 1 (1) Pcs. | SSG76281 | Heavy Duty Meeting Stile for Sliding Sashes, Aluminium | 1,442.0 | V - V | R / 9 |
| 1 (1) Pcs. | SSG76281 | Heavy Duty Meeting Stile for Sliding Sashes, Aluminium | 1,442.0 | V - V | L / 10 |
| 1 (1) Pcs. | SSG76280 | Top and Bottom Rails for Sliding Sashes, Aluminium | 588.9 | V - V | B / 11 |
| 1 (1) Pcs. | SSG76280 | Top and Bottom Rails for Sliding Sashes, Aluminium | 588.9 | V - V | T / 12 |
| 1 (1) Pcs. | SSG76283 | Handle Stile for Sliding Sashes, Aluminium | 1,442.0 | V - V | R / 13 |
| 1 (1) Pcs. | SSG76281 | Heavy Duty Meeting Stile for Sliding Sashes, Aluminium | 1,442.0 | V - V | L / 14 |
| 1 (1) Pcs. | SSG76280 | Top and Bottom Rails for Sliding Sashes, Aluminium | 588.9 | V - V | B / 15 |
| 1 (1) Pcs. | SSG76280 | Top and Bottom Rails for Sliding Sashes, Aluminium | 588.9 | V - V | T / 16 |

**Glass**

| Quantity | Width [mm] | Height [mm] | Area [m²] | Description | Number |
|---|---|---|---|---|---|
| 1 (1) Pcs. | 569 | 1,422 | 0.81 | 4mm Clear toughened , 4 mm | 1 |
| 1 (1) Pcs. | 569 | 1,422 | 0.81 | 4mm Clear toughened , 4 mm | 2 |
| 1 (1) Pcs. | 569 | 1,422 | 0.81 | 4mm Clear toughened , 4 mm | 2 |

**Hardware**

| Quantity | Number | Description | Colour | Seq.No. |
|---|---|---|---|---|
| 3 (3) pc | SSGCATCHN | SSG Aluminium Catch | Silver Coloured | |
| 6 (6) pc | SSGSSROLA | Secondary Glazing Carriage Wheel - Max Load 9 Kgs | | |

**Gaskets**

| Quantity | Number | Description | Colour |
|---|---|---|---|
| 13.19 (13.19) m | SSG4MM | Channel gasket For Secondary Glazing - 4mm Glass | |
| 14.37 (14.37) m | SSGWPC375 | Weatherpile Size 4.8 x 3.75mm for Secondary Glazing | |

**Accessories**

| Quantity | Number | Description | Colour |
|---|---|---|---|
| 3 (3) pc | SSGSCOOOO | Secondary Glazing Spring Catches | |
| 8 (8) pc | SSGSSMRES | Secondary Glazing Meeting Stile End Caps | |
| 2 (2) Pcs. | SSGWPO762 | Weatherpile Size 4.8 x 7.75mm for Secondary Glazing, 1.44 m | |

**Continuation of position item 10 part**

| Quantity | Number | Description | Colour |
|---|---|---|---|
| 1 (1) Pcs. | SSGWPO762 | Weatherpile Size 4.8 x 7.75mm for Secondary Glazing, 2.88 m | |

# Assembly List

Date: 19/02/2025 / 12:10
**Project: D Bendon (Old St Peters Church)**

Mr
Dai Bendon
DB Construction LTD

Person in Charge: Ashlie Vaughan

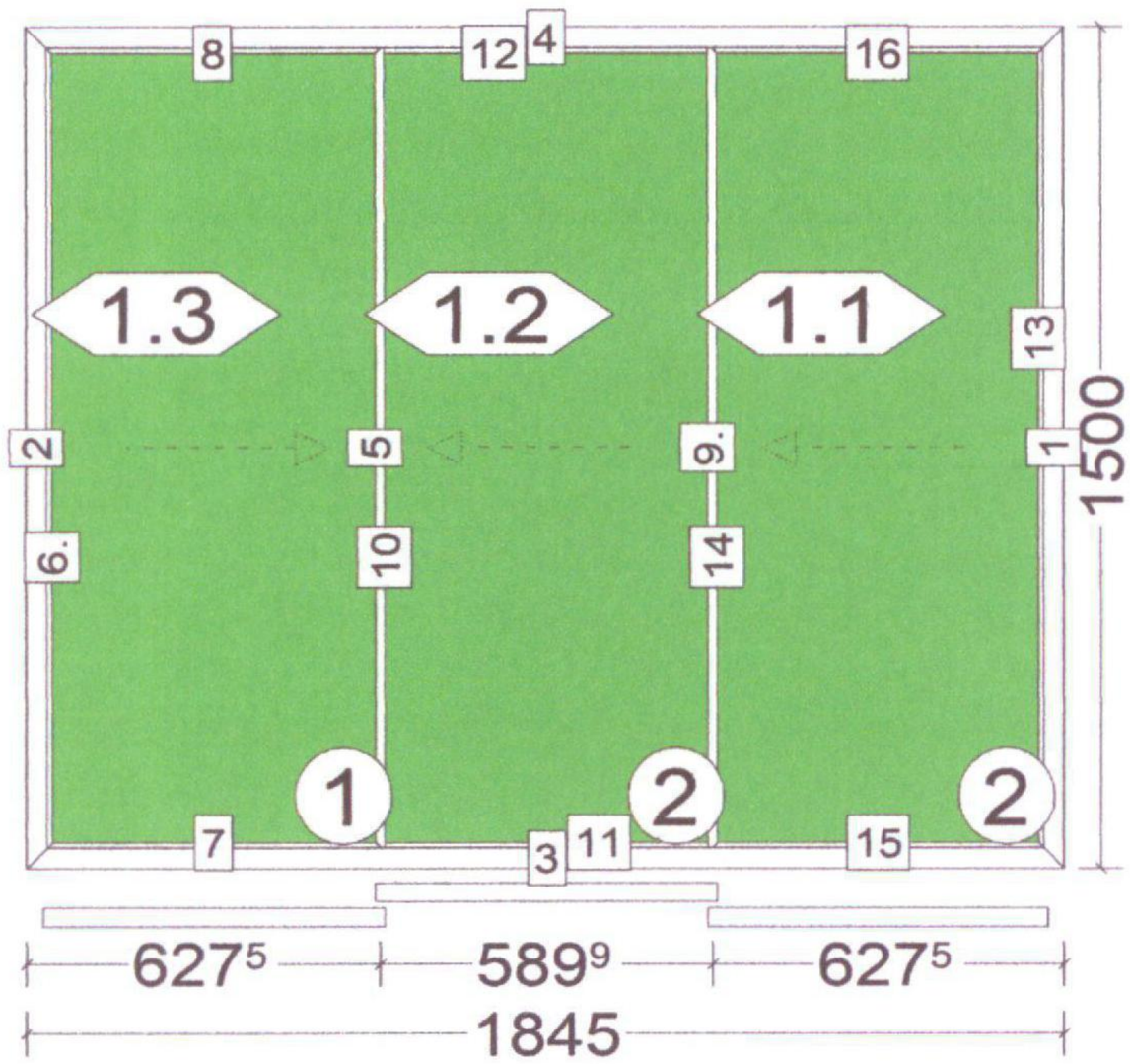


**Position: item 11 part B**

Quantity: 1 Pcs.
System: Senior SSG Horizontal Sliding Heavy Duty

Size: 1,845 x 1,500 mm

Scale: 1: 20 / Exterior View

Weight of Position (w/o Accessories): 34.04 (34.04) kg
(25.05 kg Fillings / 8.99 kg Profiles)

Frame Element-Corner Connections: Nail
Drainage: Visible
Colour: Painted 9910

**Target Times**

| Description | Comment | Quantity | Minutes/Pcs. | Minutes | Total |
|---|---|---|---|---|---|
| **Joints** | | | | **320** | **320** |
| - Corner Connections | | 16 | 20 | 320 | |

**Frame Element**

**Profiles**

| Quantity | Number | Description | Length [mm] | Cut | Orientation / Seq.No. |
|---|---|---|---|---|---|
| 1 (1) Pcs. | SSG76286 | Jambs Outer Frames for Sliding Sashes | 1,500.0 | V - V | R / 1 |
| 1 (1) Pcs. | SSG76286 | Jambs Outer Frames for Sliding Sashes | 1,500.0 | V - V | L / 2 |
| 1 (1) Pcs. | SSG76285 | Head and Cill Outer Frames for Sliding Sashes, Aluminium | 1,845.0 | V - V | B / 3 |
| 1 (1) Pcs. | SSG76285 | Head and Cill Outer Frames for Sliding Sashes, Aluminium | 1,845.0 | V - V | T / 4 |

**Accessories**

| Quantity | Number | Description | Colour |
|---|---|---|---|
| 1 (1) Pcs. | SSGSOO625 | 17.0 mm seal for Secondary Glazing, 6.69 m | |
| 1 (1) Pcs. | SSGVSSOOO | Vision Strip for Secondary Glazing, 6.69 m | Black |

**Continuation of position item 11 part B**

**1: Sliding Door - Handle Height: Centre (721 mm from sash outer edge)**

| | | | | | |
|---|---|---|---|---|---|
| Hardware: | SSG 3C, Handle: SSGCATCH (Silver Coloured) | | | | |
| Sash: | 1.1 | Weight: | 9.6 kg | Size: | 607 x 1,442 mm |
| | 1.2 | | 9.7 kg | | 607 x 1,442 mm |
| | 1.3 | | 9.6 kg | | 607 x 1,442 mm |

**Profiles**

| Quantity | Number | Description | Length [mm] | Cut | Orientation / Seq.No. |
|---|---|---|---|---|---|
| 1 (1) Pcs. | SSG76281 | Heavy Duty Meeting Stile for Sliding Sashes, Aluminium | 1,442.0 | V - V | R / 5 |
| 1 (1) Pcs. | SSG76283 | Handle Stile for Sliding Sashes, Aluminium | 1,442.0 | V - V | L / 6 |
| 1 (1) Pcs. | SSG76280 | Top and Bottom Rails for Sliding Sashes, Aluminium | 607.2 | V - V | B / 7 |
| 1 (1) Pcs. | SSG76280 | Top and Bottom Rails for Sliding Sashes, Aluminium | 607.2 | V - V | T / 8 |
| 1 (1) Pcs. | SSG76281 | Heavy Duty Meeting Stile for Sliding Sashes, Aluminium | 1,442.0 | V - V | R / 9 |
| 1 (1) Pcs. | SSG76281 | Heavy Duty Meeting Stile for Sliding Sashes, Aluminium | 1,442.0 | V - V | L / 10 |
| 1 (1) Pcs. | SSG76280 | Top and Bottom Rails for Sliding Sashes, Aluminium | 607.2 | V - V | B / 11 |
| 1 (1) Pcs. | SSG76280 | Top and Bottom Rails for Sliding Sashes, Aluminium | 607.2 | V - V | T / 12 |
| 1 (1) Pcs. | SSG76283 | Handle Stile for Sliding Sashes, Aluminium | 1,442.0 | V - V | R / 13 |
| 1 (1) Pcs. | SSG76281 | Heavy Duty Meeting Stile for Sliding Sashes, Aluminium | 1,442.0 | V - V | L / 14 |
| 1 (1) Pcs. | SSG76280 | Top and Bottom Rails for Sliding Sashes, Aluminium | 607.2 | V - V | B / 15 |
| 1 (1) Pcs. | SSG76280 | Top and Bottom Rails for Sliding Sashes, Aluminium | 607.2 | V - V | T / 16 |

**Glass**

| Quantity | Width [mm] | Height [mm] | Area [m²] | Description | Number |
|---|---|---|---|---|---|
| 1 (1) Pcs. | 587 | 1,422 | 0.84 | 4mm Clear toughened , 4 mm | 1 |
| 1 (1) Pcs. | 587 | 1,422 | 0.84 | 4mm Clear toughened , 4 mm | 2 |
| 1 (1) Pcs. | 587 | 1,422 | 0.84 | 4mm Clear toughened , 4 mm | 2 |

**Hardware**

| Quantity | Number | Description | Colour | Seq.No. |
|---|---|---|---|---|
| 3 (3) pc | SSGCATCHN | SSG Aluminium Catch | Silver Coloured | |
| 6 (6) pc | SSGSSROLA | Secondary Glazing Carriage Wheel - Max Load 9 Kgs | | |

**Gaskets**

| Quantity | Number | Description | Colour |
|---|---|---|---|
| 13.31 (13.31) m | SSG4MM | Channel gasket For Secondary Glazing - 4mm Glass | |
| 14.62 (14.62) m | SSGWPC375 | Weatherpile Size 4.8 x 3.75mm for Secondary Glazing | |

**Accessories**

| Quantity | Number | Description | Colour |
|---|---|---|---|
| 3 (3) pc | SSGSCOOOO | Secondary Glazing Spring Catches | |
| 8 (8) pc | SSGSSMRES | Secondary Glazing Meeting Stile End Caps | |
| 2 (2) Pcs. | SSGWPO762 | Weatherpile Size 4.8 x 7.75mm for Secondary Glazing, 1.44 m | |

**Continuation of position item 11 part B**

| Quantity | Number | Description | Colour |
|---|---|---|---|
| 1 (1) Pcs. | SSGWPO762 | Weatherpile Size 4.8 x 7.75mm for Secondary Glazing, 2.88 m | |

# Assembly List

Date: 19/02/2025 / 12:10
**Project: D Bendon (Old St Peters Church)**

Mr
Dai Bendon
DB Construction LTD

Person in Charge: Ashlie Vaughan

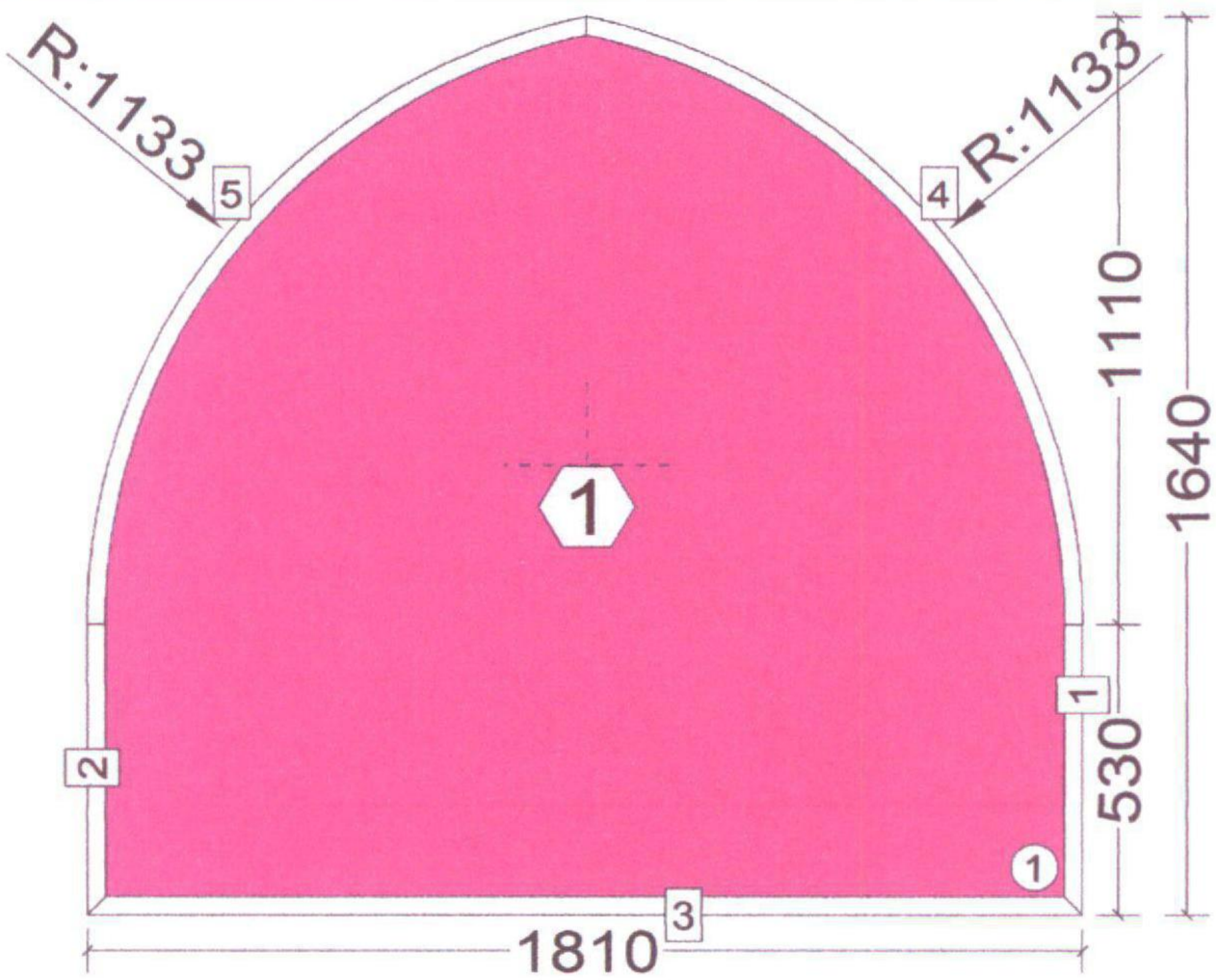


**Position: item 12 Part A**

Quantity: 1 Pcs.
System: SMA ALUSPACE (BETA) Sliding Door INT218 Standard

Size: 1,810 x 1,640 mm
Corner Connections: Crimp
Drainage: Visible
Colour: HP 9910

Scale: 1: 20 / Exterior View

Weight of Position (w/o Accessories): 56.66 (56.66) kg (51.51 kg Fillings / 5.16 kg Profiles)

**Target Times**

| Description | Comment | Quantity | Minutes/Pcs. | Minutes | Total |
|---|---|---|---|---|---|
| **Joints** | | | | **139** | **139** |
| - Corner Connections >45° | | 3 | 35 | 105 | |
| - Corner Connections | | 2 | 17 | 34 | |

**Frame Element**

**Attention:** For connection of curved profiles INT210/INT210 there are no system accessories.

**Profiles**

| Quantity | Number | Description | Length [mm] | Cut | Orientation / Seq.No. |
|---|---|---|---|---|---|
| 1 (1) Pcs. | INT210 | OUTER FRAME FOR ALUSPACE | 530.4 | V - 90° | R / 1 |
| 1 (1) Pcs. | INT210 | OUTER FRAME FOR ALUSPACE | 530.4 | 90° - V | L / 2 |
| 1 (1) Pcs. | INT210 | OUTER FRAME FOR ALUSPACE | 1,810.0 | V - V | B / 3 |

**Curved Profiles**

| Quantity | Number | Description | Length [mm] | Cut | Orientation / Seq.No. |
|---|---|---|---|---|---|
| 1 (1) Pcs. | INT210 ,Curved | OUTER FRAME FOR ALUSPACE | 1,550.0 | 90° - 78.4° | F / 4 |

This profile is curved. Please consider the profile drawing.
The inner/outer bending radius equals: 1,100 / 1,133 mm

**Continuation of position item 12 Part A**

| Quantity | Number | Description | Length [mm] | Cut | Orientation / Seq.No. |
|---|---|---|---|---|---|
| 1 (1) Pcs. | INT210 ,Curved | OUTER FRAME FOR ALUSPACE | 1,550.0 | 78.4° - 90° | F / 5 |

This profile is curved. Please consider the profile drawing.
The inner/outer bending radius equals: 1,100 / 1,133 mm

**Accessories**

| Quantity | Number | Description | Colour |
|---|---|---|---|
| 2 (2) pc | ACET045 | CHEVRON FOR ETC010/20/21 | |
| 2 (2) pc | ACINT210 | CRIMPING CORNER CLEAT INT210 ALUSPACE | |

**1: Fixed Field Inside Glazed**

Weight: 51.5 kg

**Glazing Beads**

| Quantity | Number | Description | Length [mm] | Cut | Orientation / Seq.No |
|---|---|---|---|---|---|
| 1 (1) Pcs. | INT271 | SQUARE BEAD FOR INT210 ALUSPACE | 497.4 | I - 90° | R |
| 1 (1) Pcs. | INT271 | SQUARE BEAD FOR INT210 ALUSPACE | 497.4 | 90° - I | L |
| 1 (1) Pcs. | INT271 | SQUARE BEAD FOR INT210 ALUSPACE | 1,774.0 | I - I | B |
| 1 (1) Pcs. | INT271 | SQUARE BEAD FOR INT210 ALUSPACE | 1,521.6 | 90° - 78.2° | F |
| 1 (1) Pcs. | INT271 | SQUARE BEAD FOR INT210 ALUSPACE | 1,521.6 | 78.2° - 90° | F |

**Glass**

| Quantity | Width [mm] | Height [mm] | Area [m²] | Description | Number |
|---|---|---|---|---|---|
| 1 (1) Pcs. | 1,769 | 1,599 | 2.83 | 8.8mm Laminated Glass Clear , 8 mm | 1 |
| | Shaped Glass | | | | |

**Gaskets**

| Quantity | Number | Description | Colour |
|---|---|---|---|
| 5.95 (5.95) m | ACET843 | 2MM EXTERNAL GASKET ALI600 200m | |
| 5.95 (5.95) m | ACW20038 | TEARAWAY VERSION ACW20034 200M | |

# Assembly List

Date: 19/02/2025 / 12:10
**Project: D Bendon (Old St Peters Church)**

Mr
Dai Bendon
DB Construction LTD

Person in Charge: Ashlie Vaughan

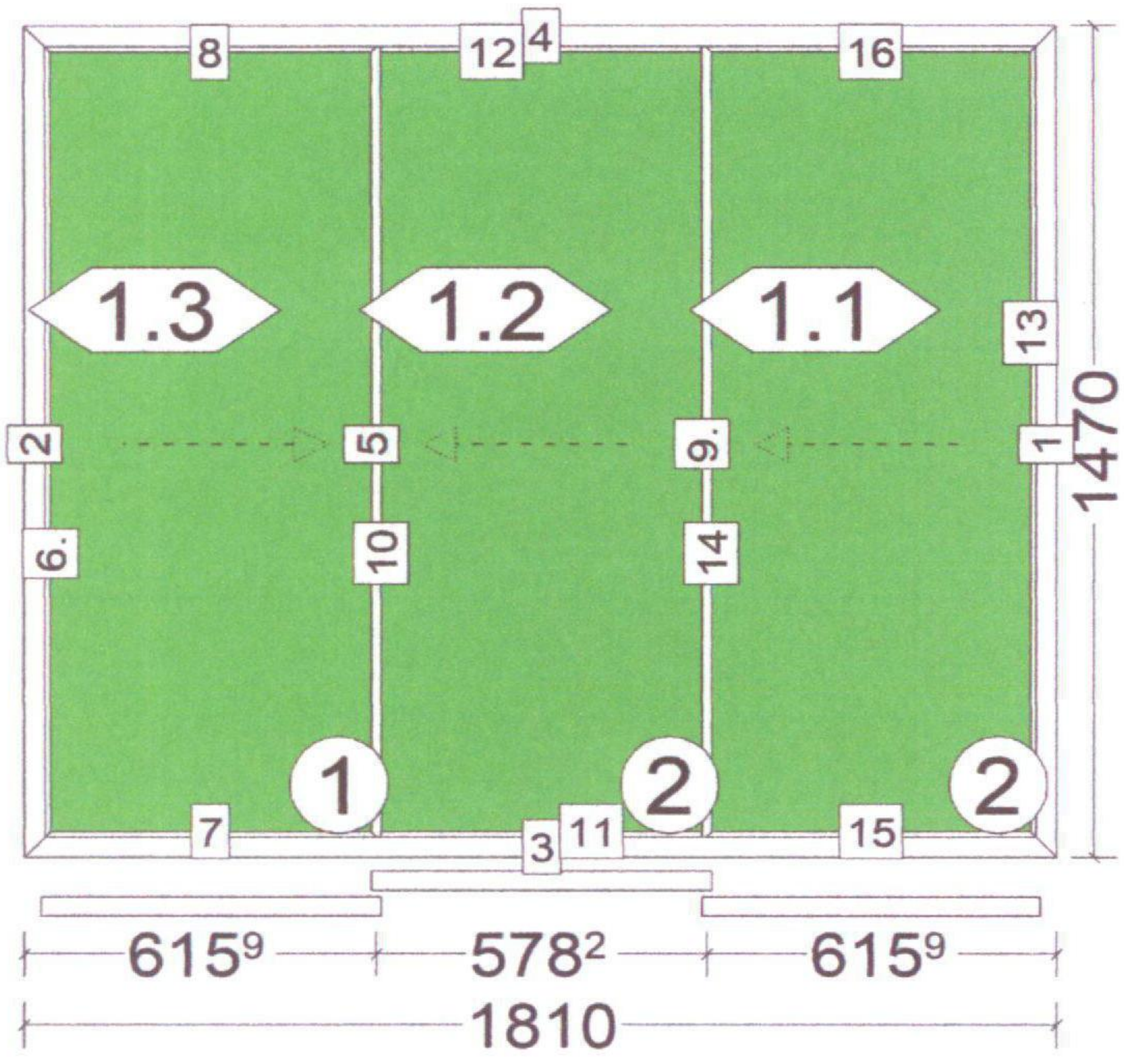


**Position: item 12 Part B**

Quantity: 1 Pcs.
System: Senior SSG Horizontal Sliding Heavy Duty

Size: 1,810 x 1,470 mm

Frame Element-Corner Connections: Nail
Drainage: Visible
Colour: Painted 9910

Scale: 1: 20 / Exterior View

Weight of Position (w/o Accessories): 32.84 (32.84) kg
(24.03 kg Fillings / 8.81 kg Profiles)

**Target Times**

| Description | Comment | Quantity | Minutes/Pcs. | Minutes | Total |
|---|---|---|---|---|---|
| **Joints** | | | | **320** | **320** |
| - Corner Connections | | 16 | 20 | 320 | |

**Frame Element**

**Profiles**

| Quantity | Number | Description | Length [mm] | Cut | Orientation / Seq.No. |
|---|---|---|---|---|---|
| 1 (1) Pcs. | SSG76286 | Jambs Outer Frames for Sliding Sashes | 1,470.0 | V - V | R / 1 |
| 1 (1) Pcs. | SSG76286 | Jambs Outer Frames for Sliding Sashes | 1,470.0 | V - V | L / 2 |
| 1 (1) Pcs. | SSG76285 | Head and Cill Outer Frames for Sliding Sashes, Aluminium | 1,810.0 | V - V | B / 3 |
| 1 (1) Pcs. | SSG76285 | Head and Cill Outer Frames for Sliding Sashes, Aluminium | 1,810.0 | V - V | T / 4 |

**Accessories**

| Quantity | Number | Description | Colour |
|---|---|---|---|
| 1 (1) Pcs. | SSGSOO625 | 17.0 mm seal for Secondary Glazing, 6.56 m | |
| 1 (1) Pcs. | SSGVSSOOO | Vision Strip for Secondary Glazing, 6.56 m | Black |

**Continuation of position item 12 Part B**

**1: Sliding Door - Handle Height: Centre (706 mm from sash outer edge)**

| | | | | | |
|---|---|---|---|---|---|
| Hardware: | SSG 3C, Handle: SSGCATCH (Silver Coloured) | | | | |
| Sash: | 1.1 | Weight: | 9.2 kg | Size: | 596 x 1,412 mm |
| | 1.2 | | 9.3 kg | | 596 x 1,412 mm |
| | 1.3 | | 9.2 kg | | 596 x 1,412 mm |

**Profiles**

| Quantity | Number | Description | Length [mm] | Cut | Orientation / Seq.No. |
|---|---|---|---|---|---|
| 1 (1) Pcs. | SSG76281 | Heavy Duty Meeting Stile for Sliding Sashes, Aluminium | 1,412.0 | V - V | R / 5 |
| 1 (1) Pcs. | SSG76283 | Handle Stile for Sliding Sashes, Aluminium | 1,412.0 | V - V | L / 6 |
| 1 (1) Pcs. | SSG76280 | Top and Bottom Rails for Sliding Sashes, Aluminium | 595.5 | V - V | B / 7 |
| 1 (1) Pcs. | SSG76280 | Top and Bottom Rails for Sliding Sashes, Aluminium | 595.5 | V - V | T / 8 |
| 1 (1) Pcs. | SSG76281 | Heavy Duty Meeting Stile for Sliding Sashes, Aluminium | 1,412.0 | V - V | R / 9 |
| 1 (1) Pcs. | SSG76281 | Heavy Duty Meeting Stile for Sliding Sashes, Aluminium | 1,412.0 | V - V | L / 10 |
| 1 (1) Pcs. | SSG76280 | Top and Bottom Rails for Sliding Sashes, Aluminium | 595.5 | V - V | B / 11 |
| 1 (1) Pcs. | SSG76280 | Top and Bottom Rails for Sliding Sashes, Aluminium | 595.5 | V - V | T / 12 |
| 1 (1) Pcs. | SSG76283 | Handle Stile for Sliding Sashes, Aluminium | 1,412.0 | V - V | R / 13 |
| 1 (1) Pcs. | SSG76281 | Heavy Duty Meeting Stile for Sliding Sashes, Aluminium | 1,412.0 | V - V | L / 14 |
| 1 (1) Pcs. | SSG76280 | Top and Bottom Rails for Sliding Sashes, Aluminium | 595.5 | V - V | B / 15 |
| 1 (1) Pcs. | SSG76280 | Top and Bottom Rails for Sliding Sashes, Aluminium | 595.5 | V - V | T / 16 |

**Glass**

| Quantity | Width [mm] | Height [mm] | Area [m²] | Description | Number |
|---|---|---|---|---|---|
| 1 (1) Pcs. | 576 | 1,392 | 0.80 | 4mm Clear toughened , 4 mm | 1 |
| 1 (1) Pcs. | 576 | 1,392 | 0.80 | 4mm Clear toughened , 4 mm | 2 |
| 1 (1) Pcs. | 576 | 1,392 | 0.80 | 4mm Clear toughened , 4 mm | 2 |

**Hardware**

| Quantity | Number | Description | Colour | Seq.No. |
|---|---|---|---|---|
| 3 (3) pc | SSGCATCHN | SSG Aluminium Catch | Silver Coloured | |
| 6 (6) pc | SSGSSROLA | Secondary Glazing Carriage Wheel - Max Load 9 Kgs | | |

**Gaskets**

| Quantity | Number | Description | Colour |
|---|---|---|---|
| 13.03 (13.03) m | SSG4MM | Channel gasket For Secondary Glazing - 4mm Glass | |
| 14.33 (14.33) m | SSGWPC375 | Weatherpile Size 4.8 x 3.75mm for Secondary Glazing | |

**Accessories**

| Quantity | Number | Description | Colour |
|---|---|---|---|
| 3 (3) pc | SSGSCOOOO | Secondary Glazing Spring Catches | |
| 8 (8) pc | SSGSSMRES | Secondary Glazing Meeting Stile End Caps | |
| 2 (2) Pcs. | SSGWPO762 | Weatherpile Size 4.8 x 7.75mm for Secondary Glazing, 1.41 m | |

**Continuation of position item 12 Part B**

| Quantity | Number | Description | Colour |
|---|---|---|---|
| 1 (1) Pcs. | SSGWPO762 | Weatherpile Size 4.8 x 7.75mm for Secondary Glazing, 2.82 m | |

# Assembly List

Date: 19/02/2025 / 12:10
**Project: D Bendon (Old St Peters Church)**

Mr
Dai Bendon
DB Construction LTD

Person in Charge: Ashlie Vaughan

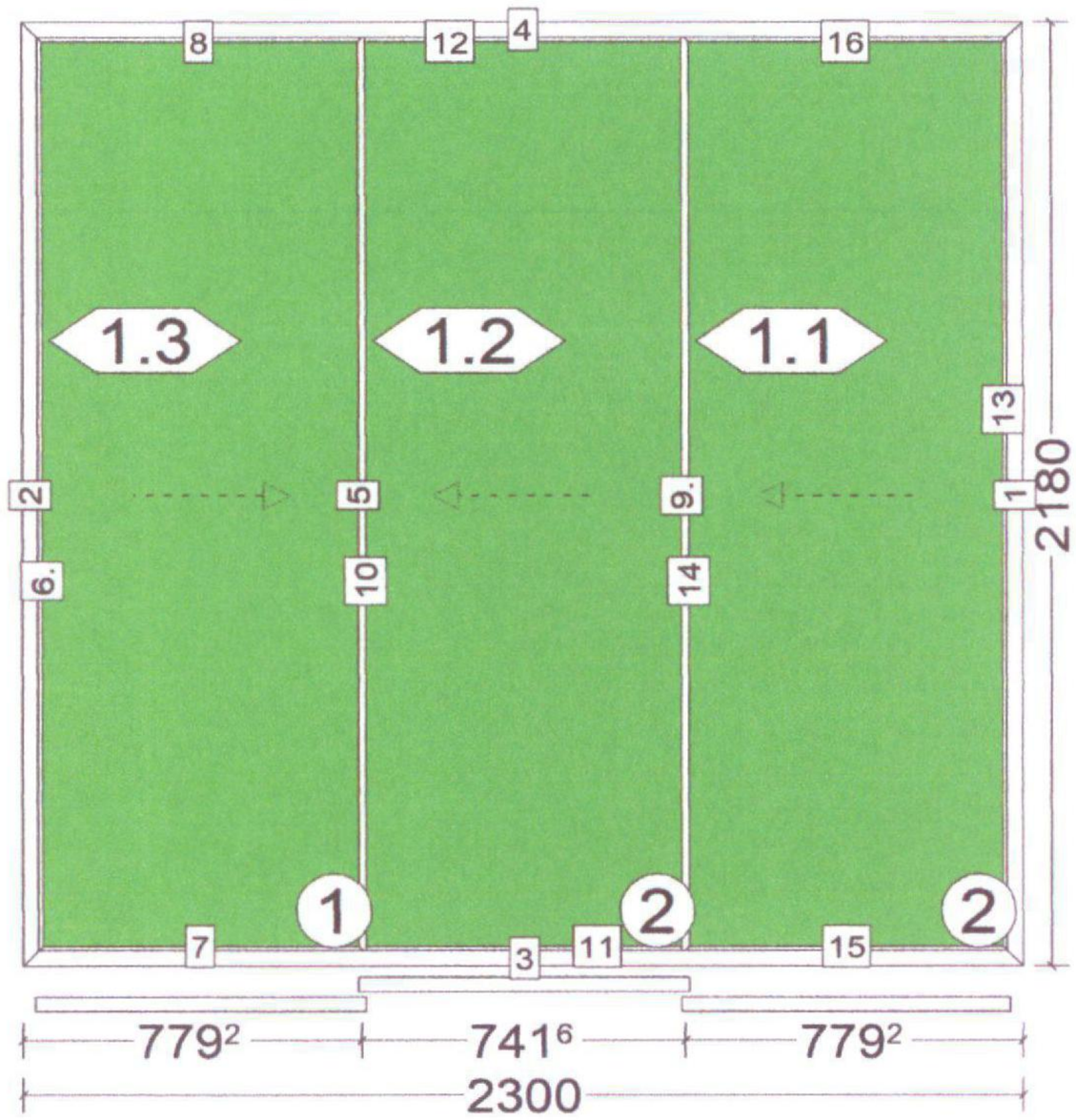


**Position: item 15 Part B - Copy**
Quantity: 1 Pcs.
System: Senior SSG Horizontal Sliding Heavy Duty

Size: 2,300 x 2,180 mm

Scale: 1: 25 / Exterior View

Weight of Position (w/o Accessories): 59.02 (59.02) kg
(46.59 kg Fillings / 12.43 kg Profiles)

Frame Element-Corner Connections: Nail
Drainage: Visible
Colour: Painted 9910

**Target Times**

| Description | Comment | Quantity | Minutes/Pcs. | Minutes | Total |
|---|---|---|---|---|---|
| **Joints** | | | | **320** | **320** |
| - Corner Connections | | 16 | 20 | 320 | |

**Frame Element**

**Profiles**

| Quantity | Number | Description | Length [mm] | Cut | Orientation / Seq.No. |
|---|---|---|---|---|---|
| 1 (1) Pcs. | SSG76286 | Jambs Outer Frames for Sliding Sashes | 2,180.0 | V - V | R / 1 |
| 1 (1) Pcs. | SSG76286 | Jambs Outer Frames for Sliding Sashes | 2,180.0 | V - V | L / 2 |
| 1 (1) Pcs. | SSG76285 | Head and Cill Outer Frames for Sliding Sashes, Aluminium | 2,300.0 | V - V | B / 3 |
| 1 (1) Pcs. | SSG76285 | Head and Cill Outer Frames for Sliding Sashes, Aluminium | 2,300.0 | V - V | T / 4 |

**Accessories**

| Quantity | Number | Description | Colour |
|---|---|---|---|
| 1 (1) Pcs. | SSGSOO625 | 17.0 mm seal for Secondary Glazing, 8.96 m | |
| 1 (1) Pcs. | SSGVSSOOO | Vision Strip for Secondary Glazing, 8.96 m | Black |

**Continuation of position item 15 Part B - Copy**

**1: Sliding Door - Handle Height: Centre (1,061 mm from sash outer edge)**

Hardware: SSG 3C, Handle: SSGCATCH (Silver Coloured)

| Sash: | | Weight: | Size: |
|---|---|---|---|
| | 1.1 | 17.3 kg | 759 x 2,122 mm |
| | 1.2 | 17.4 kg | 759 x 2,122 mm |
| | 1.3 | 17.3 kg | 759 x 2,122 mm |

**Profiles**

| Quantity | Number | Description | Length [mm] | Cut | Orientation / Seq.No. |
|---|---|---|---|---|---|
| 1 (1) Pcs. | SSG76281 | Heavy Duty Meeting Stile for Sliding Sashes, Aluminium | 2,122.0 | V - V | R / 5 |
| 1 (1) Pcs. | SSG76283 | Handle Stile for Sliding Sashes, Aluminium | 2,122.0 | V - V | L / 6 |
| 1 (1) Pcs. | SSG76280 | Top and Bottom Rails for Sliding Sashes, Aluminium | 758.9 | V - V | B / 7 |
| 1 (1) Pcs. | SSG76280 | Top and Bottom Rails for Sliding Sashes, Aluminium | 758.9 | V - V | T / 8 |
| 1 (1) Pcs. | SSG76281 | Heavy Duty Meeting Stile for Sliding Sashes, Aluminium | 2,122.0 | V - V | R / 9 |
| 1 (1) Pcs. | SSG76281 | Heavy Duty Meeting Stile for Sliding Sashes, Aluminium | 2,122.0 | V - V | L / 10 |
| 1 (1) Pcs. | SSG76280 | Top and Bottom Rails for Sliding Sashes, Aluminium | 758.9 | V - V | B / 11 |
| 1 (1) Pcs. | SSG76280 | Top and Bottom Rails for Sliding Sashes, Aluminium | 758.9 | V - V | T / 12 |
| 1 (1) Pcs. | SSG76283 | Handle Stile for Sliding Sashes, Aluminium | 2,122.0 | V - V | R / 13 |
| 1 (1) Pcs. | SSG76281 | Heavy Duty Meeting Stile for Sliding Sashes, Aluminium | 2,122.0 | V - V | L / 14 |
| 1 (1) Pcs. | SSG76280 | Top and Bottom Rails for Sliding Sashes, Aluminium | 758.9 | V - V | B / 15 |
| 1 (1) Pcs. | SSG76280 | Top and Bottom Rails for Sliding Sashes, Aluminium | 758.9 | V - V | T / 16 |

**Glass**

| Quantity | Width [mm] | Height [mm] | Area [m²] | Description | Number |
|---|---|---|---|---|---|
| 1 (1) Pcs. | 739 | 2,102 | 1.55 | 4mm Clear toughened , 4 mm | 1 |
| 1 (1) Pcs. | 739 | 2,102 | 1.55 | 4mm Clear toughened , 4 mm | 2 |
| 1 (1) Pcs. | 739 | 2,102 | 1.55 | 4mm Clear toughened , 4 mm | 2 |

**Hardware**

| Quantity | Number | Description | Colour | Seq.No. |
|---|---|---|---|---|
| 3 (3) pc | SSGCATCHN | SSG Aluminium Catch | Silver Coloured | |
| 6 (6) pc | SSGSSROLA | Secondary Glazing Carriage Wheel - Max Load 9 Kgs | | |

**Gaskets**

| Quantity | Number | Description | Colour |
|---|---|---|---|
| 18.90 (18.90) m | SSG4MM | Channel gasket For Secondary Glazing - 4mm Glass | |
| 19.71 (19.71) m | SSGWPC375 | Weatherpile Size 4.8 x 3.75mm for Secondary Glazing | |

**Accessories**

| Quantity | Number | Description | Colour |
|---|---|---|---|
| 3 (3) pc | SSGSCOOOO | Secondary Glazing Spring Catches | |
| 8 (8) pc | SSGSSMRES | Secondary Glazing Meeting Stile End Caps | |
| 2 (2) Pcs. | SSGWPO762 | Weatherpile Size 4.8 x 7.75mm for Secondary Glazing, 2.12 m | |

**Continuation of position item 15 Part B - Copy**

| Quantity | Number | Description | Colour |
|---|---|---|---|
| 1 (1) Pcs. | SSGWPO762 | Weatherpile Size 4.8 x 7.75mm for Secondary Glazing, 4.24 m | |

# Assembly List

Date: 19/02/2025 / 12:10
**Project: D Bendon (Old St Peters Church)**

Mr
Dai Bendon
DB Construction LTD

Person in Charge: Ashlie Vaughan

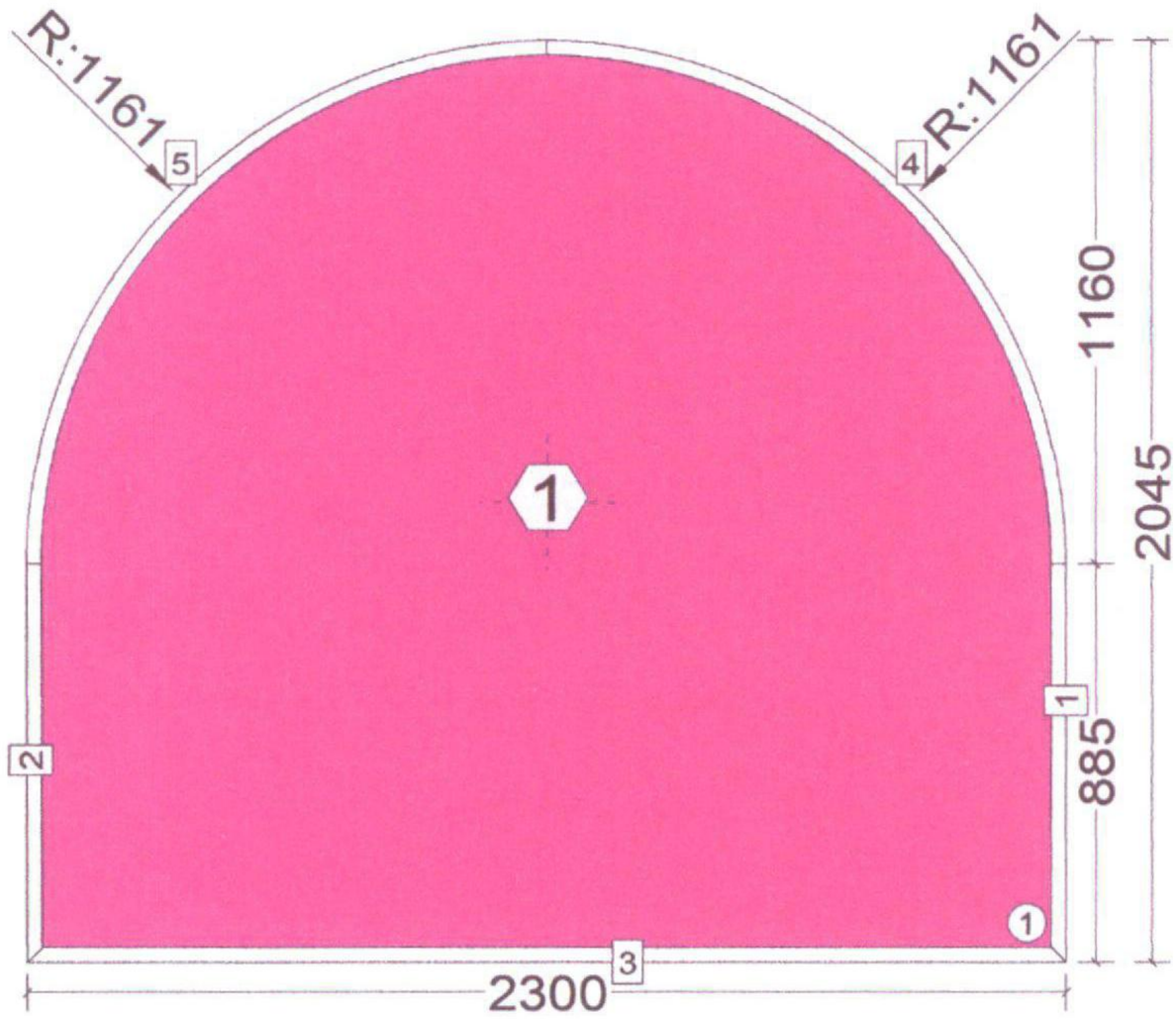


**Position: item 15 Part A**

Quantity: 1 Pcs.
System: SMA ALUSPACE (BETA) Sliding Door INT218 Standard

Size: 2,300 x 2,045 mm
Corner Connections: Crimp
Drainage: Visible
Colour: HP 9910

Scale: 1: 25 / Exterior View

Weight of Position (w/o Accessories): 93.95 (93.95) kg
(87.29 kg Fillings / 6.66 kg Profiles)

**Target Times**

| Description | Comment | Quantity | Minutes/Pcs. | Minutes | Total |
|---|---|---|---|---|---|
| **Joints** | | | | **139** | **139** |
| - Corner Connections >45° | | 3 | 35 | 105 | |
| - Corner Connections | | 2 | 17 | 34 | |

**Frame Element**

**Attention:** For connection of curved profiles INT210/INT210 there are no system accessories.

**Profiles**

| Quantity | Number | Description | Length [mm] | Cut | Orientation / Seq.No. |
|---|---|---|---|---|---|
| 1 (1) Pcs. | INT210 | OUTER FRAME FOR ALUSPACE | 885.0 | V - 90° | R / 1 |
| 1 (1) Pcs. | INT210 | OUTER FRAME FOR ALUSPACE | 885.0 | 90° - V | L / 2 |
| 1 (1) Pcs. | INT210 | OUTER FRAME FOR ALUSPACE | 2,300.0 | V - V | B / 3 |

**Curved Profiles**

| Quantity | Number | Description | Length [mm] | Cut | Orientation / Seq.No. |
|---|---|---|---|---|---|
| 1 (1) Pcs. | INT210 ,Curved | OUTER FRAME FOR ALUSPACE | 1,811.7 | 90° - 89.5° | F / 4 |

This profile is curved. Please consider the profile drawing.
The inner/outer bending radius equals: 1,128 / 1,161 mm

**Continuation of position item 15 Part A**

| Quantity | Number | Description | Length [mm] | Cut | Orientation / Seq.No. |
|---|---|---|---|---|---|
| 1 (1) Pcs. | INT210 ,Curved | OUTER FRAME FOR ALUSPACE | 1,811.7 | 89.5° - 90° | F / 5 |

This profile is curved. Please consider the profile drawing.
The inner/outer bending radius equals: 1,128 / 1,161 mm

**Accessories**

| Quantity | Number | Description | Colour |
|---|---|---|---|
| 2 (2) pc | ACET045 | CHEVRON FOR ETC010/20/21 | |
| 2 (2) pc | ACINT210 | CRIMPING CORNER CLEAT INT210 ALUSPACE | |

**1: Fixed Field Inside Glazed**

Weight: 87.3 kg

**Glazing Beads**

| Quantity | Number | Description | Length [mm] | Cut | Orientation / Seq.No |
|---|---|---|---|---|---|
| 1 (1) Pcs. | INT271 | SQUARE BEAD FOR INT210 ALUSPACE | 852.0 | I - 90° | R |
| 1 (1) Pcs. | INT271 | SQUARE BEAD FOR INT210 ALUSPACE | 852.0 | 90° - I | L |
| 1 (1) Pcs. | INT271 | SQUARE BEAD FOR INT210 ALUSPACE | 2,264.0 | I - I | B |
| 1 (1) Pcs. | INT271 | SQUARE BEAD FOR INT210 ALUSPACE | 1,783.5 | 90° - 89.4° | F |
| 1 (1) Pcs. | INT271 | SQUARE BEAD FOR INT210 ALUSPACE | 1,783.5 | 89.4° - 90° | F |

**Glass**

| Quantity | Width [mm] | Height [mm] | Area [m²] | Description | Number |
|---|---|---|---|---|---|
| 1 (1) Pcs. | 2,259 | 2,004 | 4.53 | 8.8mm Laminated Glass Clear , 8 mm | 1 |
| | Shaped Glass | | | | |

**Gaskets**

| Quantity | Number | Description | Colour |
|---|---|---|---|
| 7.73 (7.73) m | ACET843 | 2MM EXTERNAL GASKET ALI600 200m | |
| 7.73 (7.73) m | ACW20038 | TEARAWAY VERSION ACW20034 200M | |

# Assembly List

Date: 19/02/2025 / 12:10
**Project: D Bendon (Old St Peters Church)**

Mr
Dai Bendon
DB Construction LTD

Person in Charge: Ashlie Vaughan




**Position: item 14 &1 Part B**

Quantity: 2 Pcs.
System: Senior SSG Horizontal Sliding Heavy Duty

Size: 1,270 x 1,215 mm

Scale: 1: 20 / Exterior View

Weight of Position (w/o Accessories): 19.46 (38.91) kg
(13.52 kg Fillings / 5.94 kg Profiles)

Stated quantities refer to one position each.

Frame Element-Corner Connections: Nail
Drainage: Visible
Colour: Painted 9910

**Target Times**

| Description | Comment | Quantity | Minutes/Pcs. | Minutes | Total |
|---|---|---|---|---|---|
| **Joints** | | | | **240** | **480** |
| - Corner Connections | | 12 | 20 | 240 | |

**Frame Element**

**Profiles**

| Quantity | Number | Description | Length [mm] | Cut | Orientation / Seq.No. |
|---|---|---|---|---|---|
| 1 (2) Pcs. | SSG76286 | Jambs Outer Frames for Sliding Sashes | 1,215.0 | V - V | R / 1 |
| 1 (2) Pcs. | SSG76286 | Jambs Outer Frames for Sliding Sashes | 1,215.0 | V - V | L / 2 |
| 1 (2) Pcs. | SSG76285 | Head and Cill Outer Frames for Sliding Sashes, Aluminium | 1,270.0 | V - V | B / 3 |
| 1 (2) Pcs. | SSG76285 | Head and Cill Outer Frames for Sliding Sashes, Aluminium | 1,270.0 | V - V | T / 4 |

**Accessories**

| Quantity | Number | Description | Colour |
|---|---|---|---|
| 1 (2) Pcs. | SSGSOO625 | 17.0 mm seal for Secondary Glazing, 4.97 m | |
| 1 (2) Pcs. | SSGVSSOOO | Vision Strip for Secondary Glazing, 4.97 m | Black |

**Continuation of position item 14 &1 Part B**

**1: Sliding Door - Handle Height: 1,050 mm from sash outer edge**

Hardware: SSG 2A, Handle: SSGCATCH (Without)

| Sash: | | Weight: | | Size: | |
|---|---|---|---|---|---|
| | 1.1 | | 7.8 kg | | 615 x 1,157 mm |
| | 1.2 | | 7.8 kg | | 615 x 1,157 mm |

**Profiles**

| Quantity | Number | Description | Length [mm] | Cut | Orientation / Seq.No. |
|---|---|---|---|---|---|
| 1 (2) Pcs. | SSG76281 | Heavy Duty Meeting Stile for Sliding Sashes, Aluminium | 1,157.0 | V - V | R / 5 |
| 1 (2) Pcs. | SSG76283 | Handle Stile for Sliding Sashes, Aluminium | 1,157.0 | V - V | L / 6 |
| 1 (2) Pcs. | SSG76280 | Top and Bottom Rails for Sliding Sashes, Aluminium | 614.6 | V - V | B / 7 |
| 1 (2) Pcs. | SSG76280 | Top and Bottom Rails for Sliding Sashes, Aluminium | 614.6 | V - V | T / 8 |
| 1 (2) Pcs. | SSG76283 | Handle Stile for Sliding Sashes, Aluminium | 1,157.0 | V - V | R / 9 |
| 1 (2) Pcs. | SSG76281 | Heavy Duty Meeting Stile for Sliding Sashes, Aluminium | 1,157.0 | V - V | L / 10 |
| 1 (2) Pcs. | SSG76280 | Top and Bottom Rails for Sliding Sashes, Aluminium | 614.6 | V - V | B / 11 |
| 1 (2) Pcs. | SSG76280 | Top and Bottom Rails for Sliding Sashes, Aluminium | 614.6 | V - V | T / 12 |

**Glass**

| Quantity | Width [mm] | Height [mm] | Area [m²] | Description | Number |
|---|---|---|---|---|---|
| 1 (2) Pcs. | 595 | 1,137 | 0.68 | 4mm Clear toughened , 4 mm | 1 |
| 1 (2) Pcs. | 595 | 1,137 | 0.68 | 4mm Clear toughened , 4 mm | 2 |

**Hardware**

| Quantity | Number | Description | Colour | Seq.No. |
|---|---|---|---|---|
| 2 (4) pc | SSGCATCHM | SSG Aluminium Catch | | |
| 4 (8) pc | SSGSSROLA | Secondary Glazing Carriage Wheel - Max Load 9 Kgs | | |

**Gaskets**

| Quantity | Number | Description | Colour |
|---|---|---|---|
| 7.63 (15.26) m | SSG4MM | Channel gasket For Secondary Glazing - 4mm Glass | |
| 10.69 (21.38) m | SSGWPC375 | Weatherpile Size 4.8 x 3.75mm for Secondary Glazing | |

**Accessories**

| Quantity | Number | Description | Colour |
|---|---|---|---|
| 2 (4) pc | SSGSCOOOO | Secondary Glazing Spring Catches | |
| 4 (8) pc | SSGSSMRES | Secondary Glazing Meeting Stile End Caps | |
| 2 (4) Pcs. | SSGWPO762 | Weatherpile Size 4.8 x 7.75mm for Secondary Glazing, 1.16 m | |

# Assembly List

Date: 19/02/2025 / 12:10
**Project: D Bendon (Old St Peters Church)**

Mr
Dai Bendon
DB Construction LTD

Person in Charge: Ashlie Vaughan

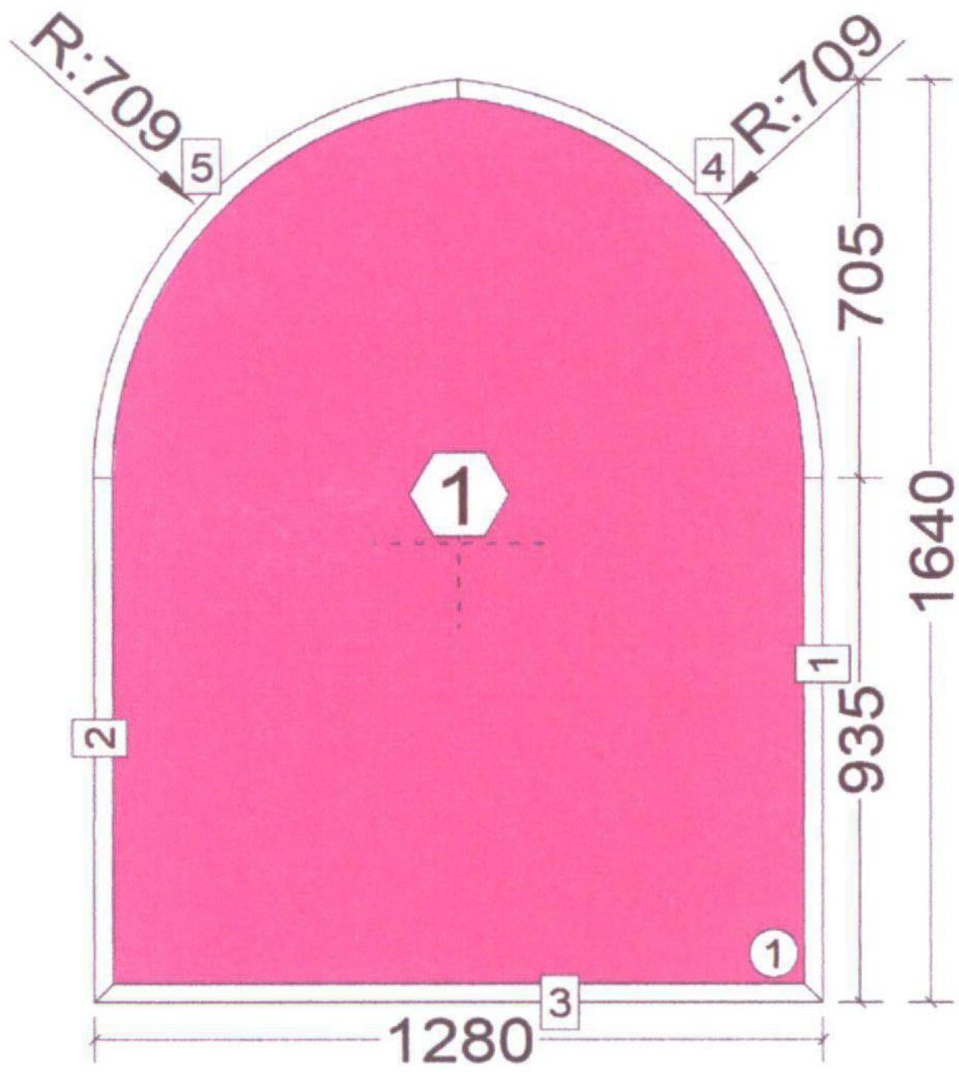


**Position: item 13 Part A**

Quantity: 1 Pcs.
System: SMA ALUSPACE (BETA) Sliding Door INT218 Standard

Size: 1,280 x 1,640 mm
Corner Connections: Crimp
Drainage: Visible
Colour: HP 9910

Scale: 1: 20 / Exterior View

Weight of Position (w/o Accessories): 43.71 (43.71) kg
(39.20 kg Fillings / 4.52 kg Profiles)

**Target Times**

| Description | Comment | Quantity | Minutes/Pcs. | Minutes | Total |
|---|---|---|---|---|---|
| **Joints** | | | | **139** | **139** |
| - Corner Connections >45° | | 3 | 35 | 105 | |
| - Corner Connections | | 2 | 17 | 34 | |

**Frame Element**

**Attention:** For connection of curved profiles INT210/INT210 there are no system accessories.

**Profiles**

| Quantity | Number | Description | Length [mm] | Cut | Orientation / Seq.No. |
|---|---|---|---|---|---|
| 1 (1) Pcs. | INT210 | OUTER FRAME FOR ALUSPACE | 935.0 | V - 90° | R / 1 |
| 1 (1) Pcs. | INT210 | OUTER FRAME FOR ALUSPACE | 935.0 | 90° - V | L / 2 |
| 1 (1) Pcs. | INT210 | OUTER FRAME FOR ALUSPACE | 1,280.0 | V - V | B / 3 |

**Continuation of position item 13 Part A**

**Curved Profiles**

| Quantity | Number | Description | Length [mm] | Cut | Orientation / Seq.No. |
|---|---|---|---|---|---|
| 1 (1) Pcs. | INT210 ,Curved | OUTER FRAME FOR ALUSPACE | 1,044.0 | 90° - 84.4° | F / 4 |
| This profile is curved. Please consider the profile drawing. The inner/outer bending radius equals: 676 / 709 mm | | | | | |
| 1 (1) Pcs. | INT210 ,Curved | OUTER FRAME FOR ALUSPACE | 1,044.0 | 84.4° - 90° | F / 5 |
| This profile is curved. Please consider the profile drawing. The inner/outer bending radius equals: 676 / 709 mm | | | | | |

**Accessories**

| Quantity | Number | Description | Colour |
|---|---|---|---|
| 2 (2) pc | ACET045 | CHEVRON FOR ETC010/20/21 | |
| 2 (2) pc | ACINT210 | CRIMPING CORNER CLEAT INT210 ALUSPACE | |

**1: Fixed Field Inside Glazed**

Weight: 39.2 kg

**Glazing Beads**

| Quantity | Number | Description | Length [mm] | Cut | Orientation / Seq.No |
|---|---|---|---|---|---|
| 1 (1) Pcs. | INT271 | SQUARE BEAD FOR INT210 ALUSPACE | 902.0 | I - 90° | R |
| 1 (1) Pcs. | INT271 | SQUARE BEAD FOR INT210 ALUSPACE | 902.0 | 90° - I | L |
| 1 (1) Pcs. | INT271 | SQUARE BEAD FOR INT210 ALUSPACE | 1,244.0 | I - I | B |
| 1 (1) Pcs. | INT271 | SQUARE BEAD FOR INT210 ALUSPACE | 1,015.7 | 90° - 84.3° | F |
| 1 (1) Pcs. | INT271 | SQUARE BEAD FOR INT210 ALUSPACE | 1,015.7 | 84.3° - 90° | F |

**Glass**

| Quantity | Width [mm] | Height [mm] | Area [m²] | Description | Number |
|---|---|---|---|---|---|
| 1 (1) Pcs. | 1,239 | 1,599 | 1.98 | 8.8mm Laminated Glass Clear , 8 mm | 1 |
| | Shaped Glass | | | | |

**Gaskets**

| Quantity | Number | Description | Colour |
|---|---|---|---|
| 5.20 (5.20) m | ACET843 | 2MM EXTERNAL GASKET ALI600 200m | |
| 5.20 (5.20) m | ACW20038 | TEARAWAY VERSION ACW20034 200M | |

# Assembly List

Date: 19/02/2025 / 12:10
**Project: D Bendon (Old St Peters Church)**

Mr
Dai Bendon
DB Construction LTD

Person in Charge: Ashlie Vaughan

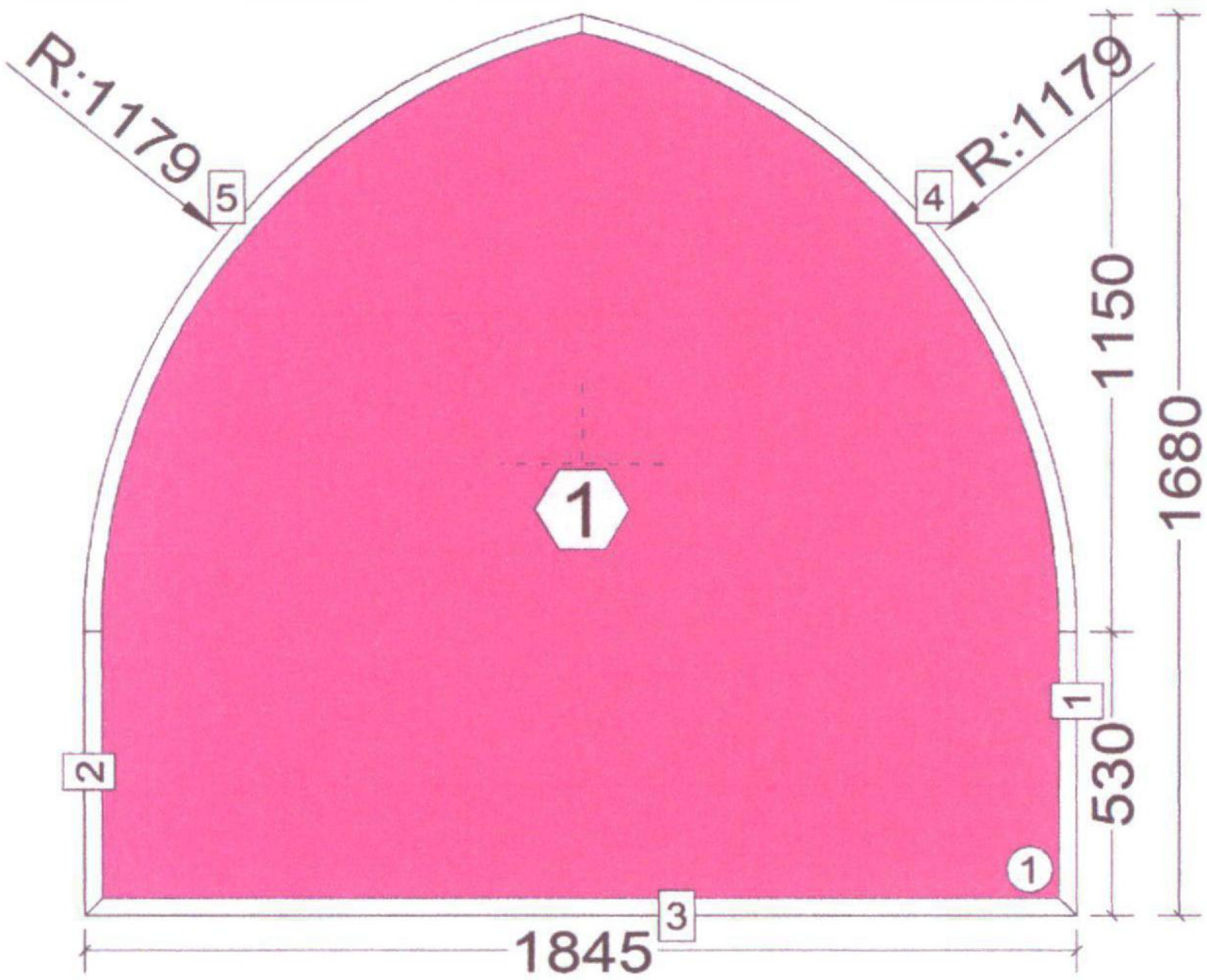


**Position: item 11 Part A**

Quantity: 1 Pcs.
System: SMA ALUSPACE (BETA) Sliding Door
INT218 Standard

Size: 1,845 x 1,680 mm
Corner Connections: Crimp
Drainage: Visible
Colour: HP 9910

Scale: 1: 20 / Exterior View

Weight of Position (w/o Accessories): 58.85 (58.85) kg
(53.59 kg Fillings / 5.26 kg Profiles)

**Target Times**

| Description | Comment | Quantity | Minutes/Pcs. | Minutes | Total |
|---|---|---|---|---|---|
| **Joints** | | | | **139** | **139** |
| - Corner Connections >45° | | 3 | 35 | 105 | |
| - Corner Connections | | 2 | 17 | 34 | |

**Frame Element**

**Attention:** For connection of curved profiles INT210/INT210 there are no system accessories.

**Profiles**

| Quantity | Number | Description | Length [mm] | Cut | Orientation / Seq.No. |
|---|---|---|---|---|---|
| 1 (1) Pcs. | INT210 | OUTER FRAME FOR ALUSPACE | 530.0 | V - 90° | R / 1 |
| 1 (1) Pcs. | INT210 | OUTER FRAME FOR ALUSPACE | 530.0 | 90° - V | L / 2 |
| 1 (1) Pcs. | INT210 | OUTER FRAME FOR ALUSPACE | 1,845.0 | V - V | B / 3 |

**Curved Profiles**

| Quantity | Number | Description | Length [mm] | Cut | Orientation / Seq.No. |
|---|---|---|---|---|---|
| 1 (1) Pcs. | INT210 ,Curved | OUTER FRAME FOR ALUSPACE | 1,592.6 | 90° - 77.4° | F / 4 |

This profile is curved. Please consider the profile drawing.
The inner/outer bending radius equals: 1,146 / 1,179 mm

**Continuation of position item 11 Part A**

| Quantity | Number | Description | Length [mm] | Cut | Orientation / Seq.No. |
|---|---|---|---|---|---|
| 1 (1) Pcs. | INT210 ,Curved | OUTER FRAME FOR ALUSPACE | 1,592.6 | 77.4° - 90° | F / 5 |

This profile is curved. Please consider the profile drawing.
The inner/outer bending radius equals: 1,146 / 1,179 mm

**Accessories**

| Quantity | Number | Description | Colour |
|---|---|---|---|
| 2 (2) pc | ACET045 | CHEVRON FOR ETC010/20/21 | |
| 2 (2) pc | ACINT210 | CRIMPING CORNER CLEAT INT210 ALUSPACE | |

**1: Fixed Field Inside Glazed**

Weight: 53.6 kg

**Glazing Beads**

| Quantity | Number | Description | Length [mm] | Cut | Orientation / Seq.No |
|---|---|---|---|---|---|
| 1 (1) Pcs. | INT271 | SQUARE BEAD FOR INT210 ALUSPACE | 497.0 | I - 90° | R |
| 1 (1) Pcs. | INT271 | SQUARE BEAD FOR INT210 ALUSPACE | 497.0 | 90° - I | L |
| 1 (1) Pcs. | INT271 | SQUARE BEAD FOR INT210 ALUSPACE | 1,809.0 | I - I | B |
| 1 (1) Pcs. | INT271 | SQUARE BEAD FOR INT210 ALUSPACE | 1,564.3 | 90° - 77.2° | F |
| 1 (1) Pcs. | INT271 | SQUARE BEAD FOR INT210 ALUSPACE | 1,564.3 | 77.2° - 90° | F |

**Glass**

| Quantity | Width [mm] | Height [mm] | Area [m²] | Description | Number |
|---|---|---|---|---|---|
| 1 (1) Pcs. | 1,804 | 1,638 | 2.96 | 8.8mm Laminated Glass Clear , 8 mm | 1 |
| | Shaped Glass | | | | |

**Gaskets**

| Quantity | Number | Description | Colour |
|---|---|---|---|
| 6.07 (6.07) m | ACET843 | 2MM EXTERNAL GASKET ALI600 200m | |
| 6.07 (6.07) m | ACW20038 | TEARAWAY VERSION ACW20034 200M | |

# Assembly List

Date: 19/02/2025 / 12:10
**Project: D Bendon (Old St Peters Church)**

Mr
Dai Bendon
DB Construction LTD

Person in Charge: Ashlie Vaughan

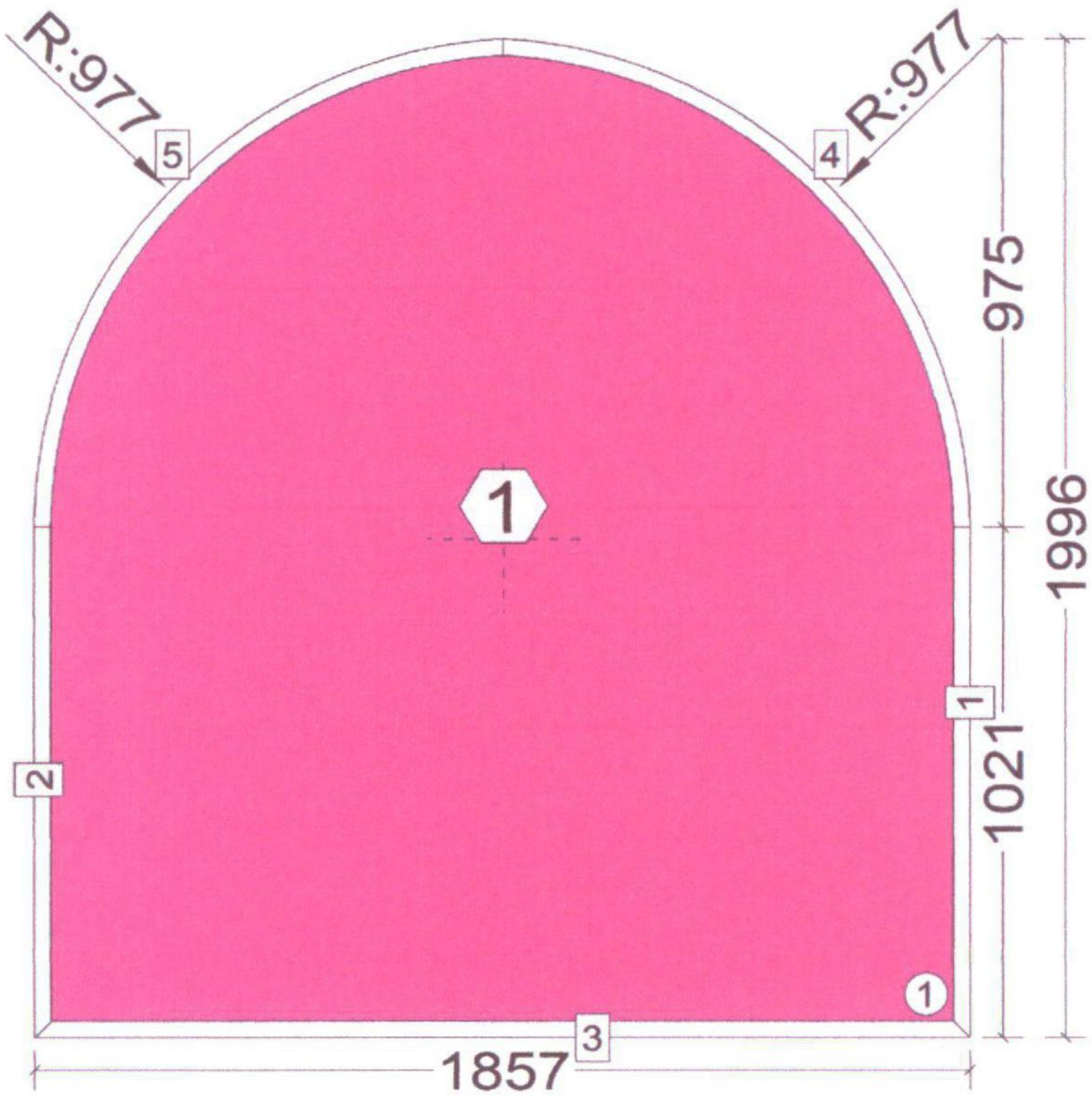


**Position: item 4 Part A**

Quantity: 1 Pcs.
System: SMA ALUSPACE (BETA) Sliding Door INT218 Standard

Size: 1,857 x 1,996 mm
Corner Connections: Crimp
Drainage: Visible
Colour: HP 9910

Scale: 1: 20 / Exterior View

Weight of Position (w/o Accessories): 75.44 (75.44) kg (69.50 kg Fillings / 5.94 kg Profiles)

**Target Times**

| Description | Comment | Quantity | Minutes/Pcs. | Minutes | Total |
|---|---|---|---|---|---|
| **Joints** | | | | **139** | **139** |
| - Corner Connections >45° | | 3 | 35 | 105 | |
| - Corner Connections | | 2 | 17 | 34 | |

**Frame Element**

**Attention:** For connection of curved profiles INT210/INT210 there are no system accessories.

**Profiles**

| Quantity | Number | Description | Length [mm] | Cut | Orientation / Seq.No. |
|---|---|---|---|---|---|
| 1 (1) Pcs. | INT210 | OUTER FRAME FOR ALUSPACE | 1,021.0 | V - 90° | R / 1 |
| 1 (1) Pcs. | INT210 | OUTER FRAME FOR ALUSPACE | 1,021.0 | 90° - V | L / 2 |
| 1 (1) Pcs. | INT210 | OUTER FRAME FOR ALUSPACE | 1,857.0 | V - V | B / 3 |

**Continuation of position item 4 Part A**

**Curved Profiles**

| Quantity | Number | Description | Length [mm] | Cut | Orientation / Seq.No. |
|---|---|---|---|---|---|
| 1 (1) Pcs. | INT210 ,Curved | OUTER FRAME FOR ALUSPACE | 1,485.4 | 90° - 87.2° | F / 4 |
| This profile is curved. Please consider the profile drawing. The inner/outer bending radius equals: 944 / 977 mm | | | | | |
| 1 (1) Pcs. | INT210 ,Curved | OUTER FRAME FOR ALUSPACE | 1,485.4 | 87.2° - 90° | F / 5 |
| This profile is curved. Please consider the profile drawing. The inner/outer bending radius equals: 944 / 977 mm | | | | | |

**Accessories**

| Quantity | Number | Description | Colour |
|---|---|---|---|
| 2 (2) pc | ACET045 | CHEVRON FOR ETC010/20/21 | |
| 2 (2) pc | ACINT210 | CRIMPING CORNER CLEAT INT210 ALUSPACE | |

**1: Fixed Field Inside Glazed**

Weight: 69.5 kg

**Glazing Beads**

| Quantity | Number | Description | Length [mm] | Cut | Orientation / Seq.No |
|---|---|---|---|---|---|
| 1 (1) Pcs. | INT271 | SQUARE BEAD FOR INT210 ALUSPACE | 988.0 | I - 90° | R |
| 1 (1) Pcs. | INT271 | SQUARE BEAD FOR INT210 ALUSPACE | 988.0 | 90° - I | L |
| 1 (1) Pcs. | INT271 | SQUARE BEAD FOR INT210 ALUSPACE | 1,821.0 | I - I | B |
| 1 (1) Pcs. | INT271 | SQUARE BEAD FOR INT210 ALUSPACE | 1,457.1 | 90° - 87.1° | F |
| 1 (1) Pcs. | INT271 | SQUARE BEAD FOR INT210 ALUSPACE | 1,457.1 | 87.1° - 90° | F |

**Glass**

| Quantity | Width [mm] | Height [mm] | Area [m²] | Description | Number |
|---|---|---|---|---|---|
| 1 (1) Pcs. | 1,816 | 1,955 | 3.55 | 8.8mm Laminated Glass Clear , 8 mm | 1 |
| | Shaped Glass | | | | |

**Gaskets**

| Quantity | Number | Description | Colour |
|---|---|---|---|
| 6.88 (6.88) m | ACET843 | 2MM EXTERNAL GASKET ALI600 200m | |
| 6.88 (6.88) m | ACW20038 | TEARAWAY VERSION ACW20034 200M | |

# Assembly List

Date: 19/02/2025 / 12:10
**Project: D Bendon (Old St Peters Church)**

Mr
Dai Bendon
DB Construction LTD

Person in Charge: Ashlie Vaughan

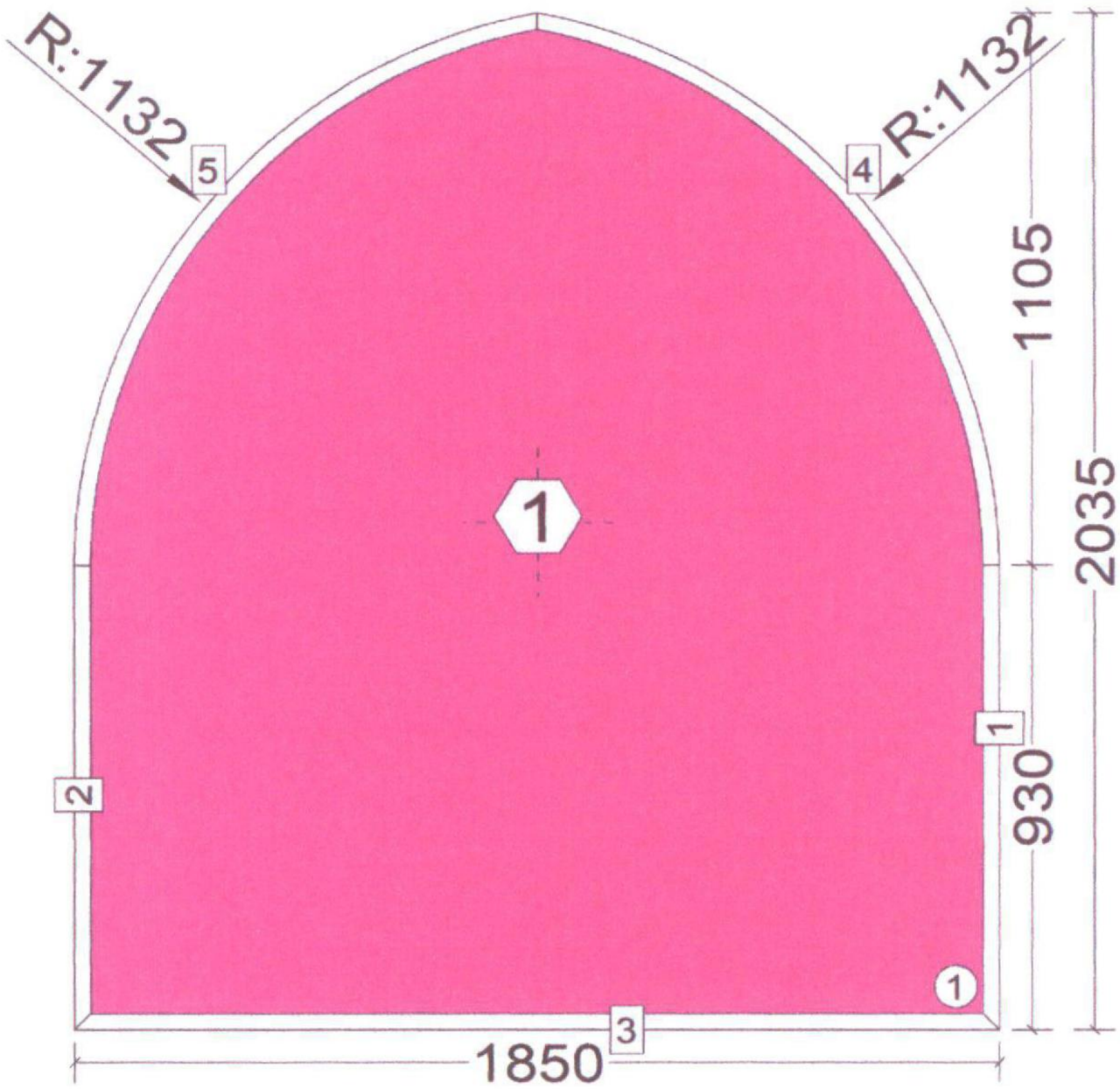


**Position: item 3 Part A**

Quantity: 1 Pcs.
System: SMA ALUSPACE (BETA) Sliding Door INT218 Standard

Size: 1,850 x 2,035 mm
Corner Connections: Crimp
Drainage: Visible
Colour: HP 9910

Scale: 1: 20 / Exterior View

Weight of Position (w/o Accessories): 74.40 (74.40) kg (68.50 kg Fillings / 5.91 kg Profiles)

**Target Times**

| Description | Comment | Quantity | Minutes/Pcs. | Minutes | Total |
|---|---|---|---|---|---|
| **Joints** | | | | **139** | **139** |
| - Corner Connections >45° | | 3 | 35 | 105 | |
| - Corner Connections | | 2 | 17 | 34 | |

**Frame Element**

**Attention:** For connection of curved profiles INT210/INT210 there are no system accessories.

**Profiles**

| Quantity | Number | Description | Length [mm] | Cut | Orientation / Seq.No. |
|---|---|---|---|---|---|
| 1 (1) Pcs. | INT210 | OUTER FRAME FOR ALUSPACE | 930.0 | V - 89.8° | R / 1 |
| 1 (1) Pcs. | INT210 | OUTER FRAME FOR ALUSPACE | 930.0 | 89.8° - V | L / 2 |
| 1 (1) Pcs. | INT210 | OUTER FRAME FOR ALUSPACE | 1,850.0 | V - V | B / 3 |

**Continuation of position item 3 Part A**

**Curved Profiles**

| Quantity | Number | Description | Length [mm] | Cut | Orientation / Seq.No. |
|---|---|---|---|---|---|
| 1 (1) Pcs. | INT210 ,Curved | OUTER FRAME FOR ALUSPACE | 1,562.1 | 89.8° - 79.5° | F / 4 |
| This profile is curved. Please consider the profile drawing. The inner/outer bending radius equals: 1,099 / 1,132 mm | | | | | |
| 1 (1) Pcs. | INT210 ,Curved | OUTER FRAME FOR ALUSPACE | 1,562.1 | 79.5° - 89.8° | F / 5 |
| This profile is curved. Please consider the profile drawing. The inner/outer bending radius equals: 1,099 / 1,132 mm | | | | | |

**Accessories**

| Quantity | Number | Description | Colour |
|---|---|---|---|
| 2 (2) pc | ACET045 | CHEVRON FOR ETC010/20/21 | |
| 2 (2) pc | ACINT210 | CRIMPING CORNER CLEAT INT210 ALUSPACE | |

**1: Fixed Field Inside Glazed**

Weight: 68.5 kg

**Glazing Beads**

| Quantity | Number | Description | Length [mm] | Cut | Orientation / Seq.No |
|---|---|---|---|---|---|
| 1 (1) Pcs. | INT271 | SQUARE BEAD FOR INT210 ALUSPACE | 897.0 | I - 89.8° | R |
| 1 (1) Pcs. | INT271 | SQUARE BEAD FOR INT210 ALUSPACE | 897.0 | 89.8° - I | L |
| 1 (1) Pcs. | INT271 | SQUARE BEAD FOR INT210 ALUSPACE | 1,814.0 | I - I | B |
| 1 (1) Pcs. | INT271 | SQUARE BEAD FOR INT210 ALUSPACE | 1,533.8 | 89.8° - 79.3° | F |
| 1 (1) Pcs. | INT271 | SQUARE BEAD FOR INT210 ALUSPACE | 1,533.8 | 79.3° - 89.8° | F |

**Glass**

| Quantity | Width [mm] | Height [mm] | Area [m²] | Description | Number |
|---|---|---|---|---|---|
| 1 (1) Pcs. | 1,809 | 1,994 | 3.61 | 8.8mm Laminated Glass Clear , 8 mm | 1 |
| | Shaped Glass | | | | |

**Gaskets**

| Quantity | Number | Description | Colour |
|---|---|---|---|
| 6.84 (6.84) m | ACET843 | 2MM EXTERNAL GASKET ALI600 200m | |
| 6.84 (6.84) m | ACW20038 | TEARAWAY VERSION ACW20034 200M | |

# Assembly List

Date: 19/02/2025 / 12:10
**Project: D Bendon (Old St Peters Church)**

Mr
Dai Bendon
DB Construction LTD

Person in Charge: Ashlie Vaughan

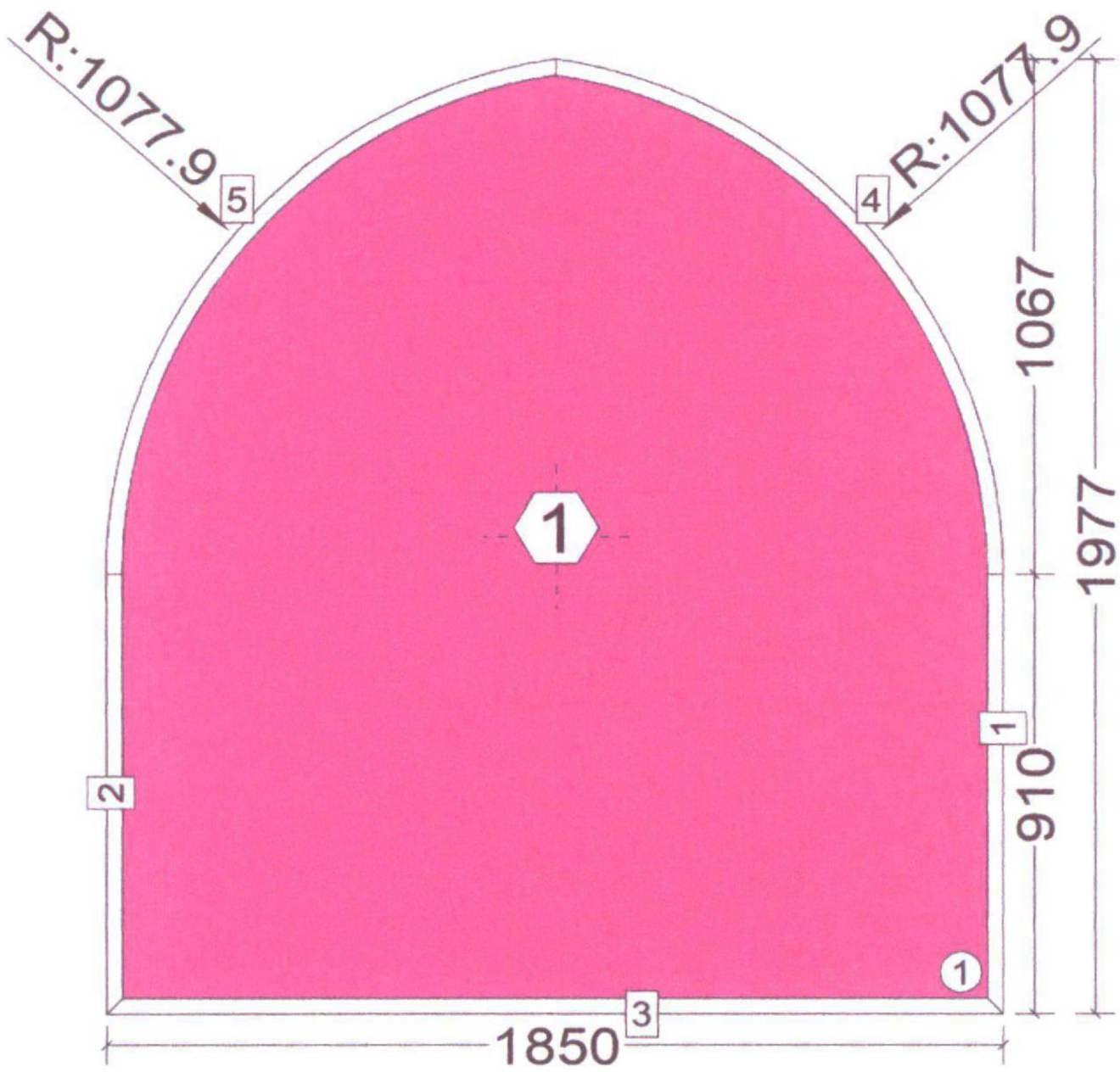


**Position: item 5 Part A**

Quantity: 1 Pcs.
System: SMA ALUSPACE (BETA) Sliding Door INT218 Standard

Size: 1,850 x 1,977 mm
Corner Connections: Crimp
Drainage: Visible
Colour: HP 9910

Scale: 1: 20 / Exterior View

Weight of Position (w/o Accessories): 72.77 (72.77) kg (66.94 kg Fillings / 5.83 kg Profiles)

**Target Times**

| Description | Comment | Quantity | Minutes/Pcs. | Minutes | Total |
|---|---|---|---|---|---|
| **Joints** | | | | **139** | **139** |
| - Corner Connections >45° | | 3 | 35 | 105 | |
| - Corner Connections | | 2 | 17 | 34 | |

**Frame Element**

**Attention:** For connection of curved profiles INT210/INT210 there are no system accessories.

**Profiles**

| Quantity | Number | Description | Length [mm] | Cut | Orientation / Seq.No. |
|---|---|---|---|---|---|
| 1 (1) Pcs. | INT210 | OUTER FRAME FOR ALUSPACE | 910.0 | V - I | R / 1 |
| 1 (1) Pcs. | INT210 | OUTER FRAME FOR ALUSPACE | 910.0 | 90° - V | L / 2 |
| 1 (1) Pcs. | INT210 | OUTER FRAME FOR ALUSPACE | 1,850.0 | V - V | B / 3 |

### Continuation of position item 5 Part A

**Curved Profiles**

| Quantity | Number | Description | Length [mm] | Cut | Orientation / Seq.No. |
|---|---|---|---|---|---|
| 1 (1) Pcs. | INT210 ,Curved | OUTER FRAME FOR ALUSPACE | 1,539.7 | I - 81.8° | F / 4 |
| This profile is curved. Please consider the profile drawing. The inner/outer bending radius equals: 1,045 / 1,078 mm | | | | | |
| 1 (1) Pcs. | INT210 ,Curved | OUTER FRAME FOR ALUSPACE | 1,539.7 | 81.8° - 90° | F / 5 |
| This profile is curved. Please consider the profile drawing. The inner/outer bending radius equals: 1,045 / 1,078 mm | | | | | |

**Accessories**

| Quantity | Number | Description | Colour |
|---|---|---|---|
| 2 (2) pc | ACET045 | CHEVRON FOR ETC010/20/21 | |
| 2 (2) pc | ACINT210 | CRIMPING CORNER CLEAT INT210 ALUSPACE | |

### 1: Fixed Field Inside Glazed

Weight: 66.9 kg

**Glazing Beads**

| Quantity | Number | Description | Length [mm] | Cut | Orientation / Seq.No |
|---|---|---|---|---|---|
| 1 (1) Pcs. | INT271 | SQUARE BEAD FOR INT210 ALUSPACE | 877.0 | I - I | R |
| 1 (1) Pcs. | INT271 | SQUARE BEAD FOR INT210 ALUSPACE | 877.0 | 90° - I | L |
| 1 (1) Pcs. | INT271 | SQUARE BEAD FOR INT210 ALUSPACE | 1,814.0 | I - I | B |
| 1 (1) Pcs. | INT271 | SQUARE BEAD FOR INT210 ALUSPACE | 1,511.5 | I - 81.7° | F |
| 1 (1) Pcs. | INT271 | SQUARE BEAD FOR INT210 ALUSPACE | 1,511.5 | 81.7° - I | F |

**Glass**

| Quantity | Width [mm] | Height [mm] | Area [m²] | Description | Number |
|---|---|---|---|---|---|
| 1 (1) Pcs. | 1,809 | 1,936 | 3.50 | 8.8mm Laminated Glass Clear , 8 mm | 1 |
| | Shaped Glass | | | | |

**Gaskets**

| Quantity | Number | Description | Colour |
|---|---|---|---|
| 6.75 (6.75) m | ACET843 | 2MM EXTERNAL GASKET ALI600 200m | |
| 6.75 (6.75) m | ACW20038 | TEARAWAY VERSION ACW20034 200M | |

# Assembly List

Date: 19/02/2025 / 12:10
**Project: D Bendon (Old St Peters Church)**

Mr
Dai Bendon
DB Construction LTD

Person in Charge: Ashlie Vaughan

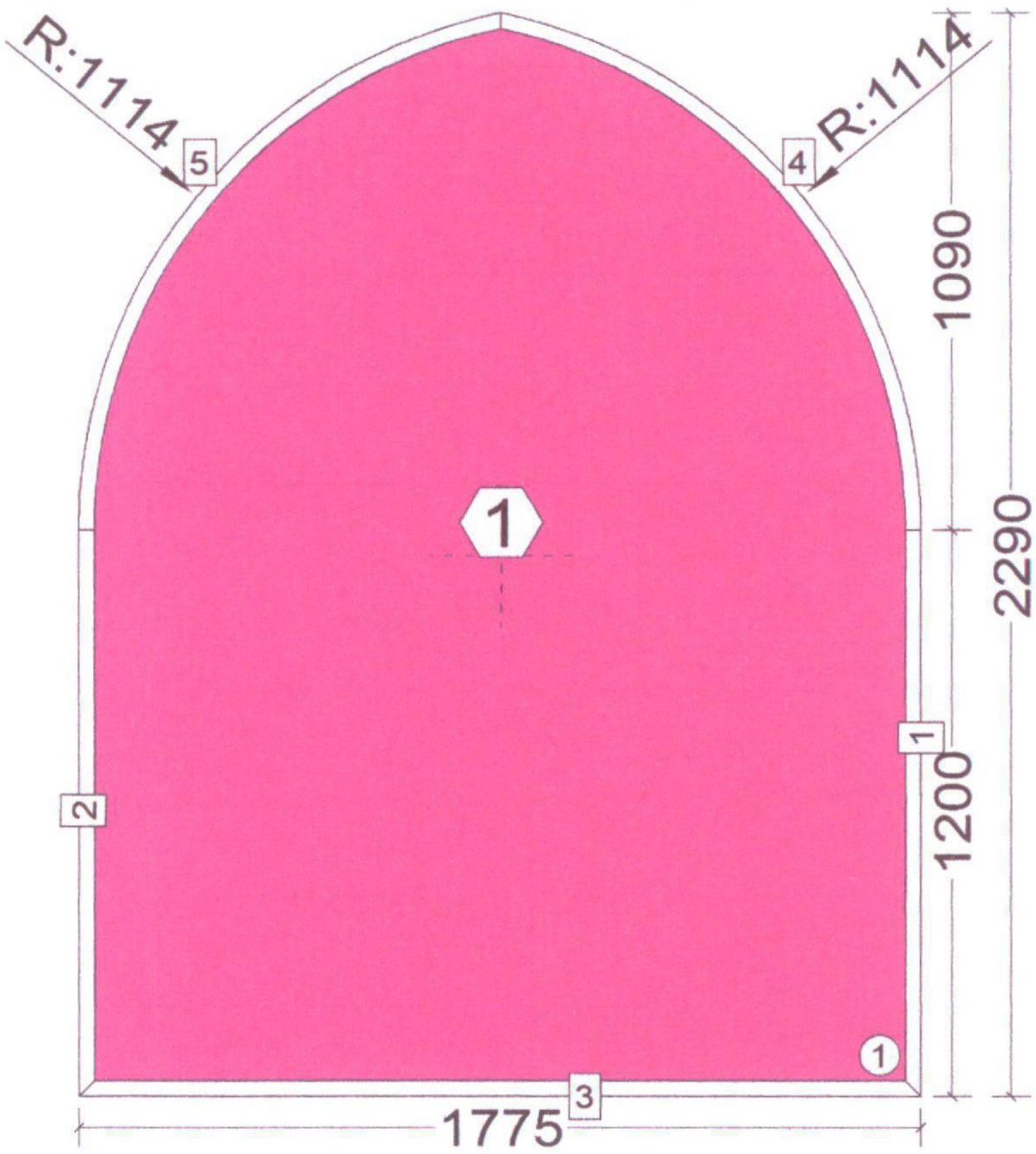


**Position: item 6 Part A**

Quantity: 1 Pcs.
System: SMA ALUSPACE (BETA) Sliding Door INT218 Standard

Size: 1,775 x 2,290 mm
Corner Connections: Crimp
Drainage: Visible
Colour: HP 9910

Scale: 1: 20 / Exterior View

Weight of Position (w/o Accessories): 81.70 (81.70) kg (75.46 kg Fillings / 6.24 kg Profiles)

**Target Times**

| Description | Comment | Quantity | Minutes/Pcs. | Minutes | Total |
|---|---|---|---|---|---|
| **Joints** | | | | **139** | **139** |
| - Corner Connections >45° | | 3 | 35 | 105 | |
| - Corner Connections | | 2 | 17 | 34 | |

**Frame Element**

**Attention:** For connection of curved profiles INT210/INT210 there are no system accessories.

**Profiles**

| Quantity | Number | Description | Length [mm] | Cut | Orientation / Seq.No. |
|---|---|---|---|---|---|
| 1 (1) Pcs. | INT210 | OUTER FRAME FOR ALUSPACE | 1,200.0 | V - 90° | R / 1 |
| 1 (1) Pcs. | INT210 | OUTER FRAME FOR ALUSPACE | 1,200.0 | 90° - V | L / 2 |
| 1 (1) Pcs. | INT210 | OUTER FRAME FOR ALUSPACE | 1,775.0 | V - V | B / 3 |

### Continuation of position item 6 Part A

**Curved Profiles**

| Quantity | Number | Description | Length [mm] | Cut | Orientation / Seq.No. |
|---|---|---|---|---|---|
| 1 (1) Pcs. | INT210 ,Curved | OUTER FRAME FOR ALUSPACE | 1,521.0 | 90° - 78.3° | F / 4 |
| This profile is curved. Please consider the profile drawing. The inner/outer bending radius equals: 1,081 / 1,114 mm | | | | | |
| 1 (1) Pcs. | INT210 ,Curved | OUTER FRAME FOR ALUSPACE | 1,521.0 | 78.3° - 90° | F / 5 |
| This profile is curved. Please consider the profile drawing. The inner/outer bending radius equals: 1,081 / 1,114 mm | | | | | |

**Accessories**

| Quantity | Number | Description | Colour |
|---|---|---|---|
| 2 (2) pc | ACET045 | CHEVRON FOR ETC010/20/21 | |
| 2 (2) pc | ACINT210 | CRIMPING CORNER CLEAT INT210 ALUSPACE | |

### 1: Fixed Field Inside Glazed

Weight: 75.5 kg

**Glazing Beads**

| Quantity | Number | Description | Length [mm] | Cut | Orientation / Seq.No |
|---|---|---|---|---|---|
| 1 (1) Pcs. | INT271 | SQUARE BEAD FOR INT210 ALUSPACE | 1,167.0 | I - 90° | R |
| 1 (1) Pcs. | INT271 | SQUARE BEAD FOR INT210 ALUSPACE | 1,167.0 | 90° - I | L |
| 1 (1) Pcs. | INT271 | SQUARE BEAD FOR INT210 ALUSPACE | 1,739.0 | I - I | B |
| 1 (1) Pcs. | INT271 | SQUARE BEAD FOR INT210 ALUSPACE | 1,492.7 | 90° - 78.1° | F |
| 1 (1) Pcs. | INT271 | SQUARE BEAD FOR INT210 ALUSPACE | 1,492.7 | 78.1° - 90° | F |

**Glass**

| Quantity | Width [mm] | Height [mm] | Area [m²] | Description | Number |
|---|---|---|---|---|---|
| 1 (1) Pcs. | 1,734 | 2,249 | 3.90 | 8.8mm Laminated Glass Clear , 8 mm | 1 |
| | Shaped Glass | | | | |

**Gaskets**

| Quantity | Number | Description | Colour |
|---|---|---|---|
| 7.23 (7.23) m | ACET843 | 2MM EXTERNAL GASKET ALI600 200m | |
| 7.23 (7.23) m | ACW20038 | TEARAWAY VERSION ACW20034 200M | |

# Assembly List

Date: 19/02/2025 / 12:10
**Project: D Bendon (Old St Peters Church)**

Mr
Dai Bendon
DB Construction LTD

Person in Charge: Ashlie Vaughan

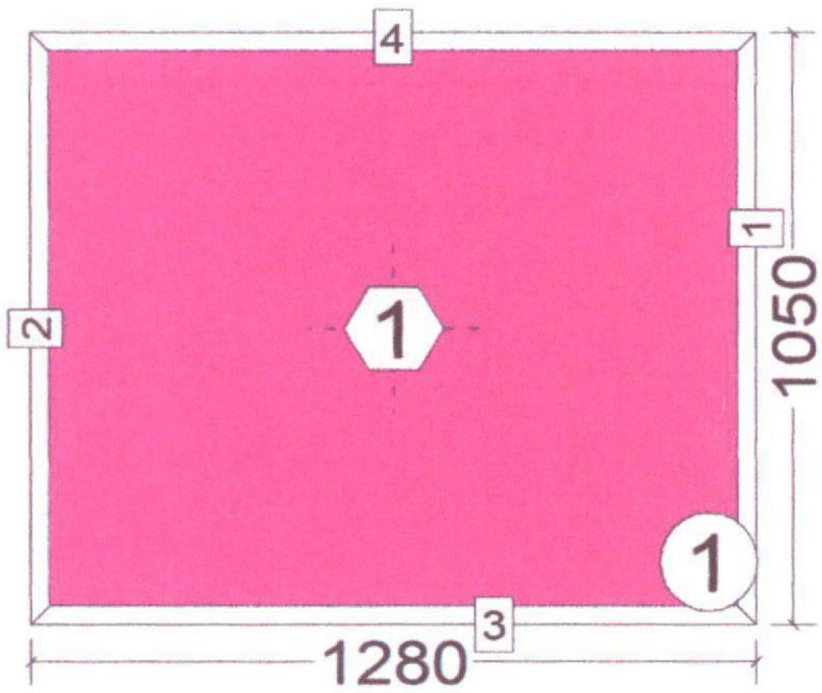


**Position: item 13 Part B 30 min FR**

Quantity: 1 Pcs.
System: SMA ALUSPACE (BETA) Sliding Door INT218 Standard

Size: 1,280 x 1,050 mm
Corner Connections: Crimp
Drainage: Visible
Colour: HP 9910

Scale: 1: 20 / Exterior View

Weight of Position (w/o Accessories): 24.05 (24.05) kg (20.00 kg Fillings / 4.05 kg Profiles)

**Target Times**

| Description | Comment | Quantity | Minutes/Pcs. | Minutes | Total |
|---|---|---|---|---|---|
| **Joints** | | | | **68** | **68** |
| - Corner Connections | | 4 | 17 | 68 | |

**Frame Element**

**Profiles**

| Quantity | Number | Description | Length [mm] | Cut | Orientation / Seq.No. |
|---|---|---|---|---|---|
| 1 (1) Pcs. | INT210 | OUTER FRAME FOR ALUSPACE | 1,050.0 | V - V | R / 1 |
| 1 (1) Pcs. | INT210 | OUTER FRAME FOR ALUSPACE | 1,050.0 | V - V | L / 2 |
| 1 (1) Pcs. | INT210 | OUTER FRAME FOR ALUSPACE | 1,280.0 | V - V | B / 3 |
| 1 (1) Pcs. | INT210 | OUTER FRAME FOR ALUSPACE | 1,280.0 | V - V | T / 4 |

**Accessories**

| Quantity | Number | Description | Colour |
|---|---|---|---|
| 4 (4) pc | ACET045 | CHEVRON FOR ETC010/20/21 | |
| 4 (4) pc | ACINT210 | CRIMPING CORNER CLEAT INT210 ALUSPACE | |

**1: Fixed Field Inside Glazed**

Weight: 20.0 kg

**Glazing Beads**

| Quantity | Number | Description | Length [mm] | Cut | Orientation / Seq.No |
|---|---|---|---|---|---|
| 1 (1) Pcs. | INT291 | SQUARE BEAD 6MM GLAZING INT210 ALUSPACE | 984.0 | I - I | R |

**Continuation of position item 13 Part B 30 min FR**

| Quantity | Number | Description | Length [mm] | Cut | Orientation / Seq.No |
|---|---|---|---|---|---|
| 1 (1) Pcs. | INT291 | SQUARE BEAD 6MM GLAZING INT210 ALUSPACE | 984.0 | I - I | L |
| 1 (1) Pcs. | INT291 | SQUARE BEAD 6MM GLAZING INT210 ALUSPACE | 1,244.0 | I - I | B |
| 1 (1) Pcs. | INT291 | SQUARE BEAD 6MM GLAZING INT210 ALUSPACE | 1,244.0 | I - I | T |

**Glass**

| Quantity | Width [mm] | Height [mm] | Area [m²] | Description | Number |
|---|---|---|---|---|---|
| 1 (1) Pcs. | 1,239 | 1,009 | 1.25 | 6.4mm Laminated Glass Clear , 6 mm | 1 |

**Gaskets**

| Quantity | Number | Description | Colour |
|---|---|---|---|
| 4.53 (4.53) m | ACET843 | 2MM EXTERNAL GASKET ALI600 200m | |
| 4.53 (4.53) m | ACW20038 | TEARAWAY VERSION ACW20034 200M | |

# Assembly List

Date: 19/02/2025 / 12:10
**Project: D Bendon (Old St Peters Church)**

Mr
Dai Bendon
DB Construction LTD

Person in Charge: Ashlie Vaughan




**Position: item 3 Part B 30 min FR**

Quantity: 1 Pcs.
System: SMA ALUSPACE (BETA) Sliding Door INT218 Standard

Size: 1,850 x 754 mm
Corner Connections: Crimp
Drainage: Visible
Colour: HP 9910

Scale: 1: 20 / Exterior View

Weight of Position (w/o Accessories): 25.17 (25.17) kg (20.64 kg Fillings / 4.53 kg Profiles)

**Target Times**

| Description | Comment | Quantity | Minutes/Pcs. | Minutes | Total |
|---|---|---|---|---|---|
| **Joints** | | | | **68** | **68** |
| - Corner Connections | | 4 | 17 | 68 | |

**Frame Element**

**Profiles**

| Quantity | Number | Description | Length [mm] | Cut | Orientation / Seq.No. |
|---|---|---|---|---|---|
| 1 (1) Pcs. | INT210 | OUTER FRAME FOR ALUSPACE | 754.0 | V - V | R / 1 |
| 1 (1) Pcs. | INT210 | OUTER FRAME FOR ALUSPACE | 754.0 | V - V | L / 2 |
| 1 (1) Pcs. | INT210 | OUTER FRAME FOR ALUSPACE | 1,850.0 | V - V | B / 3 |
| 1 (1) Pcs. | INT210 | OUTER FRAME FOR ALUSPACE | 1,850.0 | V - V | T / 4 |

**Accessories**

| Quantity | Number | Description | Colour |
|---|---|---|---|
| 4 (4) pc | ACET045 | CHEVRON FOR ETC010/20/21 | |
| 4 (4) pc | ACINT210 | CRIMPING CORNER CLEAT INT210 ALUSPACE | |

**1: Fixed Field Inside Glazed**

Weight: 20.6 kg

**Glazing Beads**

| Quantity | Number | Description | Length [mm] | Cut | Orientation / Seq.No |
|---|---|---|---|---|---|
| 1 (1) Pcs. | INT291 | SQUARE BEAD 6MM GLAZING INT210 ALUSPACE | 688.0 | I - I | R |
| 1 (1) Pcs. | INT291 | SQUARE BEAD 6MM GLAZING INT210 ALUSPACE | 688.0 | I - I | L |
| 1 (1) Pcs. | INT291 | SQUARE BEAD 6MM GLAZING INT210 ALUSPACE | 1,814.0 | I - I | B |

# Assembly List

Date: 19/02/2025 / 12:10
**Project: D Bendon (Old St Peters Church)**

**Continuation of position item 3 Part B 30 min FR**

| Quantity | Number | Description | Length [mm] | Cut | Orientation / Seq.No |
|---|---|---|---|---|---|
| 1 (1) Pcs. | INT291 | SQUARE BEAD 6MM GLAZING INT210 ALUSPACE | 1,814.0 | I - I | T |

**Glass**

| Quantity | Width [mm] | Height [mm] | Area [m²] | Description | Number |
|---|---|---|---|---|---|
| 1 (1) Pcs. | 1,809 | 713 | 1.29 | 6.4mm Laminated Glass Clear , 6 mm | 1 |

**Gaskets**

| Quantity | Number | Description | Colour |
|---|---|---|---|
| 5.09 (5.09) m | ACET843 | 2MM EXTERNAL GASKET ALI600 200m | |
| 5.09 (5.09) m | ACW20038 | TEARAWAY VERSION ACW20034 200M | |

# Assembly List

Date: 19/02/2025 / 12:10
**Project: D Bendon (Old St Peters Church)**

Mr
Dai Bendon
DB Construction LTD

Person in Charge: Ashlie Vaughan

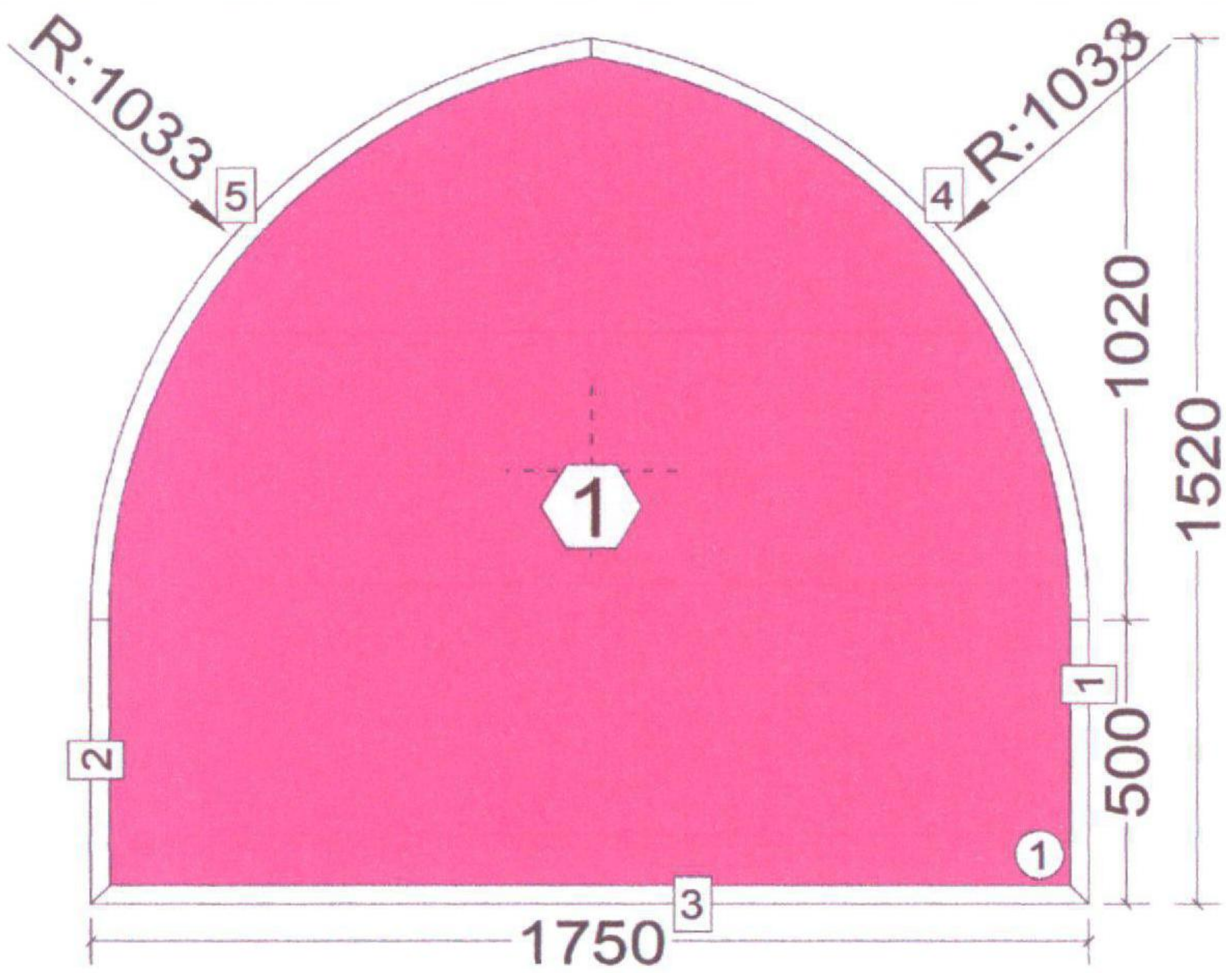


**Position: item 8 Part A**

Quantity: 1 Pcs.
System: SMA ALUSPACE (BETA) Sliding Door INT218 Standard

Size: 1,750 x 1,520 mm
Corner Connections: Crimp
Drainage: Visible
Colour: HP 9910

Scale: 1: 20 / Exterior View

Weight of Position (w/o Accessories): 51.30 (51.30) kg (46.40 kg Fillings / 4.90 kg Profiles)

**Target Times**

| Description | Comment | Quantity | Minutes/Pcs. | Minutes | Total |
|---|---|---|---|---|---|
| **Joints** | | | | **139** | **139** |
| - Corner Connections >45° | | 3 | 35 | 105 | |
| - Corner Connections | | 2 | 17 | 34 | |

**Frame Element**

**Attention:** For connection of curved profiles INT210/INT210 there are no system accessories.

**Profiles**

| Quantity | Number | Description | Length [mm] | Cut | Orientation / Seq.No. |
|---|---|---|---|---|---|
| 1 (1) Pcs. | INT210 | OUTER FRAME FOR ALUSPACE | 500.0 | V - 90° | R / 1 |
| 1 (1) Pcs. | INT210 | OUTER FRAME FOR ALUSPACE | 500.0 | 90° - V | L / 2 |
| 1 (1) Pcs. | INT210 | OUTER FRAME FOR ALUSPACE | 1,750.0 | V - V | B / 3 |

**Curved Profiles**

| Quantity | Number | Description | Length [mm] | Cut | Orientation / Seq.No. |
|---|---|---|---|---|---|
| 1 (1) Pcs. | INT210 ,Curved | OUTER FRAME FOR ALUSPACE | 1,463.2 | 90° - 81.2° | F / 4 |

This profile is curved. Please consider the profile drawing.
The inner/outer bending radius equals: 1,000 / 1,033 mm

**Continuation of position item 8 Part A**

| Quantity | Number | Description | Length [mm] | Cut | Orientation / Seq.No. |
|---|---|---|---|---|---|
| 1 (1) Pcs. | INT210 ,Curved | OUTER FRAME FOR ALUSPACE | 1,463.2 | 81.2° - 90° | F / 5 |

This profile is curved. Please consider the profile drawing.
The inner/outer bending radius equals: 1,000 / 1,033 mm

**Accessories**

| Quantity | Number | Description | Colour |
|---|---|---|---|
| 2 (2) pc | ACET045 | CHEVRON FOR ETC010/20/21 | |
| 2 (2) pc | ACINT210 | CRIMPING CORNER CLEAT INT210 ALUSPACE | |

**1: Fixed Field Inside Glazed**

Weight: 46.4 kg

**Glazing Beads**

| Quantity | Number | Description | Length [mm] | Cut | Orientation / Seq.No |
|---|---|---|---|---|---|
| 1 (1) Pcs. | INT271 | SQUARE BEAD FOR INT210 ALUSPACE | 467.0 | I - 90° | R |
| 1 (1) Pcs. | INT271 | SQUARE BEAD FOR INT210 ALUSPACE | 467.0 | 90° - I | L |
| 1 (1) Pcs. | INT271 | SQUARE BEAD FOR INT210 ALUSPACE | 1,714.0 | I - I | B |
| 1 (1) Pcs. | INT271 | SQUARE BEAD FOR INT210 ALUSPACE | 1,434.9 | 90° - 81° | F |
| 1 (1) Pcs. | INT271 | SQUARE BEAD FOR INT210 ALUSPACE | 1,434.9 | 81° - 90° | F |

**Glass**

| Quantity | Width [mm] | Height [mm] | Area [m²] | Description | Number |
|---|---|---|---|---|---|
| 1 (1) Pcs. | 1,709 | 1,479 | 2.53 | 8.8mm Laminated Glass Clear , 8 mm | 1 |
| | Shaped Glass | | | | |

**Gaskets**

| Quantity | Number | Description | Colour |
|---|---|---|---|
| 5.65 (5.65) m | ACET843 | 2MM EXTERNAL GASKET ALI600 200m | |
| 5.65 (5.65) m | ACW20038 | TEARAWAY VERSION ACW20034 200M | |

# Assembly List

Date: 19/02/2025 / 12:10
**Project: D Bendon (Old St Peters Church)**

Mr
Dai Bendon
DB Construction LTD

Person in Charge: Ashlie Vaughan

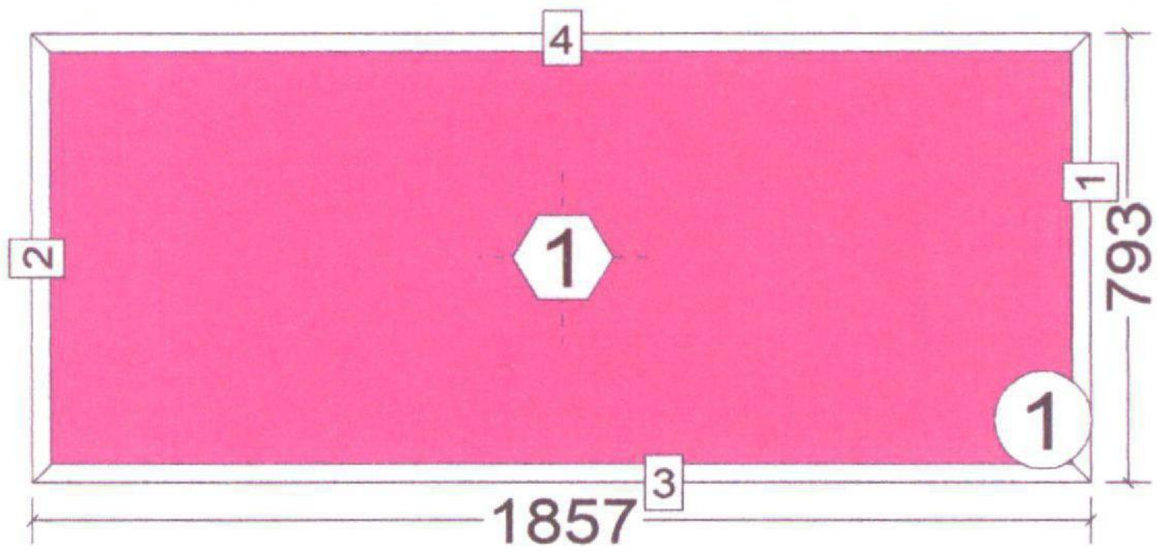


**Position: item 4 Part B 30 min FR - Copy**

Quantity: 1 Pcs.
System: SMA ALUSPACE (BETA) Sliding Door INT218 Standard

Size: 1,857 x 793 mm
Corner Connections: Crimp
Drainage: Visible
Colour: HP 9910

Scale: 1: 20 / Exterior View

Weight of Position (w/o Accessories): 26.46 (26.46) kg (21.85 kg Fillings / 4.61 kg Profiles)

**Target Times**

| Description | Comment | Quantity | Minutes/Pcs. | Minutes | Total |
|---|---|---|---|---|---|
| **Joints** | | | | **68** | **68** |
| - Corner Connections | | 4 | 17 | 68 | |

**Frame Element**

**Profiles**

| Quantity | Number | Description | Length [mm] | Cut | Orientation / Seq.No. |
|---|---|---|---|---|---|
| 1 (1) Pcs. | INT210 | OUTER FRAME FOR ALUSPACE | 793.0 | V - V | R / 1 |
| 1 (1) Pcs. | INT210 | OUTER FRAME FOR ALUSPACE | 793.0 | V - V | L / 2 |
| 1 (1) Pcs. | INT210 | OUTER FRAME FOR ALUSPACE | 1,857.0 | V - V | B / 3 |
| 1 (1) Pcs. | INT210 | OUTER FRAME FOR ALUSPACE | 1,857.0 | V - V | T / 4 |

**Accessories**

| Quantity | Number | Description | Colour |
|---|---|---|---|
| 4 (4) pc | ACET045 | CHEVRON FOR ETC010/20/21 | |
| 4 (4) pc | ACINT210 | CRIMPING CORNER CLEAT INT210 ALUSPACE | |

**1: Fixed Field Inside Glazed**

Weight: 21.9 kg

**Glazing Beads**

| Quantity | Number | Description | Length [mm] | Cut | Orientation / Seq.No |
|---|---|---|---|---|---|
| 1 (1) Pcs. | INT291 | SQUARE BEAD 6MM GLAZING INT210 ALUSPACE | 727.0 | I - I | R |
| 1 (1) Pcs. | INT291 | SQUARE BEAD 6MM GLAZING INT210 ALUSPACE | 727.0 | I - I | L |
| 1 (1) Pcs. | INT291 | SQUARE BEAD 6MM GLAZING INT210 ALUSPACE | 1,821.0 | I - I | B |

# Assembly List

Date: 19/02/2025 / 12:10
**Project: D Bendon (Old St Peters Church)**

**Continuation of position item 4 Part B 30 min FR - Copy**

| Quantity | Number | Description | Length [mm] | Cut | Orientation / Seq.No |
|---|---|---|---|---|---|
| 1 (1) Pcs. | INT291 | SQUARE BEAD 6MM GLAZING INT210 ALUSPACE | 1,821.0 | I - I | T |

**Glass**

| Quantity | Width [mm] | Height [mm] | Area [m²] | Description | Number |
|---|---|---|---|---|---|
| 1 (1) Pcs. | 1,816 | 752 | 1.37 | 6.4mm Laminated Glass Clear , 6 mm | 1 |

**Gaskets**

| Quantity | Number | Description | Colour |
|---|---|---|---|
| 5.19 (5.19) m | ACET843 | 2MM EXTERNAL GASKET ALI600 200m | |
| 5.19 (5.19) m | ACW20038 | TEARAWAY VERSION ACW20034 200M | |

# Assembly List

Date: 19/02/2025 / 12:10
**Project: D Bendon (Old St Peters Church)**

Mr
Dai Bendon
DB Construction LTD

Person in Charge: Ashlie Vaughan

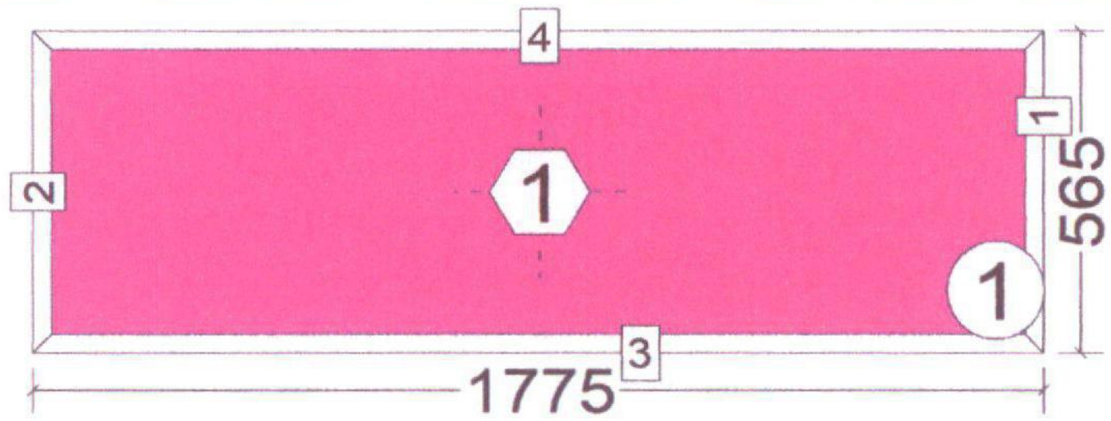


**Position: item 6 Part B 30 min FR**

Quantity: 1 Pcs.
System: SMA ALUSPACE (BETA) Sliding Door INT218 Standard

Size: 1,775 x 565 mm
Corner Connections: Crimp
Drainage: Visible
Colour: HP 9910

Scale: 1: 20 / Exterior View

Weight of Position (w/o Accessories): 18.61 (18.61) kg (14.54 kg Fillings / 4.07 kg Profiles)

**Target Times**

| Description | Comment | Quantity | Minutes/Pcs. | Minutes | Total |
|---|---|---|---|---|---|
| **Joints** | | | | **68** | **68** |
| - Corner Connections | | 4 | 17 | 68 | |

**Frame Element**

**Profiles**

| Quantity | Number | Description | Length [mm] | Cut | Orientation / Seq.No. |
|---|---|---|---|---|---|
| 1 (1) Pcs. | INT210 | OUTER FRAME FOR ALUSPACE | 565.0 | V - V | R / 1 |
| 1 (1) Pcs. | INT210 | OUTER FRAME FOR ALUSPACE | 565.0 | V - V | L / 2 |
| 1 (1) Pcs. | INT210 | OUTER FRAME FOR ALUSPACE | 1,775.0 | V - V | B / 3 |
| 1 (1) Pcs. | INT210 | OUTER FRAME FOR ALUSPACE | 1,775.0 | V - V | T / 4 |

**Accessories**

| Quantity | Number | Description | Colour |
|---|---|---|---|
| 4 (4) pc | ACET045 | CHEVRON FOR ETC010/20/21 | |
| 4 (4) pc | ACINT210 | CRIMPING CORNER CLEAT INT210 ALUSPACE | |

**1: Fixed Field Inside Glazed**

Weight: 14.5 kg

**Glazing Beads**

| Quantity | Number | Description | Length [mm] | Cut | Orientation / Seq.No |
|---|---|---|---|---|---|
| 1 (1) Pcs. | INT291 | SQUARE BEAD 6MM GLAZING INT210 ALUSPACE | 499.0 | I - I | R |
| 1 (1) Pcs. | INT291 | SQUARE BEAD 6MM GLAZING INT210 ALUSPACE | 499.0 | I - I | L |
| 1 (1) Pcs. | INT291 | SQUARE BEAD 6MM GLAZING INT210 ALUSPACE | 1,739.0 | I - I | B |
| 1 (1) Pcs. | INT291 | SQUARE BEAD 6MM GLAZING INT210 ALUSPACE | 1,739.0 | I - I | T |

**Continuation of position item 6 Part B 30 min FR**

**Glass**

| Quantity | Width [mm] | Height [mm] | Area [m²] | Description | Number |
|---|---|---|---|---|---|
| 1 (1) Pcs. | 1,734 | 524 | 0.91 | 6.4mm Laminated Glass Clear , 6 mm | 1 |

**Gaskets**

| Quantity | Number | Description | Colour |
|---|---|---|---|
| 4.55 (4.55) m | ACET843 | 2MM EXTERNAL GASKET ALI600 200m | |
| 4.55 (4.55) m | ACW20038 | TEARAWAY VERSION ACW20034 200M | |

# Assembly List

Date: 19/02/2025 / 12:10
**Project: D Bendon (Old St Peters Church)**

Mr
Dai Bendon
DB Construction LTD

Person in Charge: Ashlie Vaughan

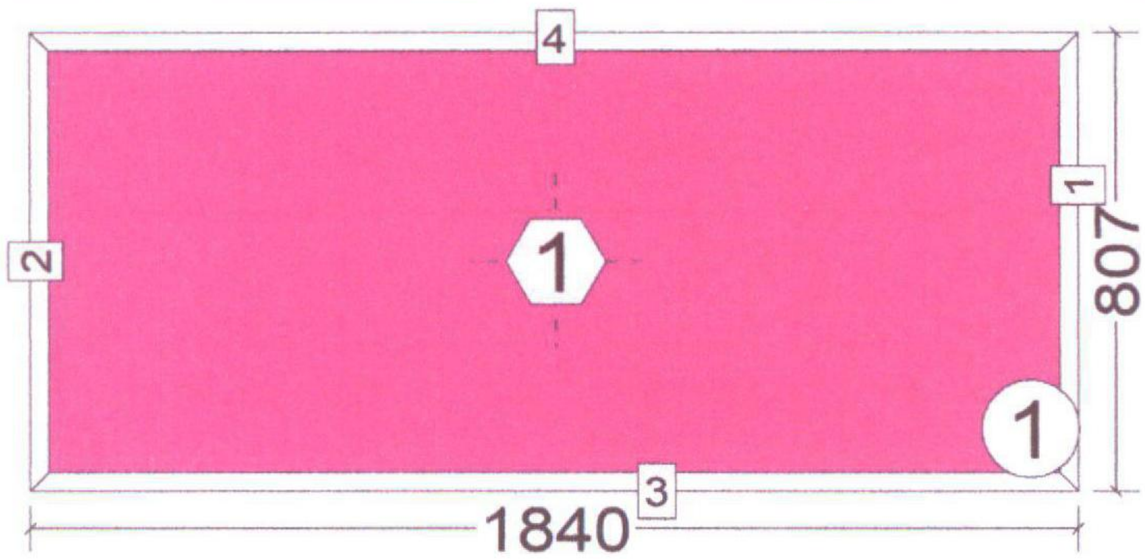


**Position: item 5 Part B 30 min FR**

Quantity: 1 Pcs.
System: SMA ALUSPACE (BETA) Sliding Door INT218 Standard

Size: 1,840 x 807 mm
Corner Connections: Crimp
Drainage: Visible
Colour: HP 9910

Scale: 1: 20 / Exterior View

Weight of Position (w/o Accessories): 26.66 (26.66) kg (22.05 kg Fillings / 4.61 kg Profiles)

**Target Times**

| Description | Comment | Quantity | Minutes/Pcs. | Minutes | Total |
|---|---|---|---|---|---|
| **Joints** | | | | **68** | **68** |
| - Corner Connections | | 4 | 17 | 68 | |

**Frame Element**

**Profiles**

| Quantity | Number | Description | Length [mm] | Cut | Orientation / Seq.No. |
|---|---|---|---|---|---|
| 1 (1) Pcs. | INT210 | OUTER FRAME FOR ALUSPACE | 807.0 | V - V | R / 1 |
| 1 (1) Pcs. | INT210 | OUTER FRAME FOR ALUSPACE | 807.0 | V - V | L / 2 |
| 1 (1) Pcs. | INT210 | OUTER FRAME FOR ALUSPACE | 1,840.0 | V - V | B / 3 |
| 1 (1) Pcs. | INT210 | OUTER FRAME FOR ALUSPACE | 1,840.0 | V - V | T / 4 |

**Accessories**

| Quantity | Number | Description | Colour |
|---|---|---|---|
| 4 (4) pc | ACET045 | CHEVRON FOR ETC010/20/21 | |
| 4 (4) pc | ACINT210 | CRIMPING CORNER CLEAT INT210 ALUSPACE | |

**1: Fixed Field Inside Glazed**

Weight: 22.0 kg

**Glazing Beads**

| Quantity | Number | Description | Length [mm] | Cut | Orientation / Seq.No |
|---|---|---|---|---|---|
| 1 (1) Pcs. | INT291 | SQUARE BEAD 6MM GLAZING INT210 ALUSPACE | 741.0 | I - I | R |
| 1 (1) Pcs. | INT291 | SQUARE BEAD 6MM GLAZING INT210 ALUSPACE | 741.0 | I - I | L |
| 1 (1) Pcs. | INT291 | SQUARE BEAD 6MM GLAZING INT210 ALUSPACE | 1,804.0 | I - I | B |

**Continuation of position item 5 Part B 30 min FR**

| Quantity | Number | Description | Length [mm] | Cut | Orientation / Seq.No |
|---|---|---|---|---|---|
| 1 (1) Pcs. | INT291 | SQUARE BEAD 6MM GLAZING INT210 ALUSPACE | 1,804.0 | I - I | T |

**Glass**

| Quantity | Width [mm] | Height [mm] | Area [m²] | Description | Number |
|---|---|---|---|---|---|
| 1 (1) Pcs. | 1,799 | 766 | 1.38 | 6.4mm Laminated Glass Clear , 6 mm | 1 |

**Gaskets**

| Quantity | Number | Description | Colour |
|---|---|---|---|
| 5.18 (5.18) m | ACET843 | 2MM EXTERNAL GASKET ALI600 200m | |
| 5.18 (5.18) m | ACW20038 | TEARAWAY VERSION ACW20034 200M | |

# Assembly List

Date: 19/02/2025 / 12:10
**Project: D Bendon (Old St Peters Church)**

Mr
Dai Bendon
DB Construction LTD

Person in Charge: Ashlie Vaughan

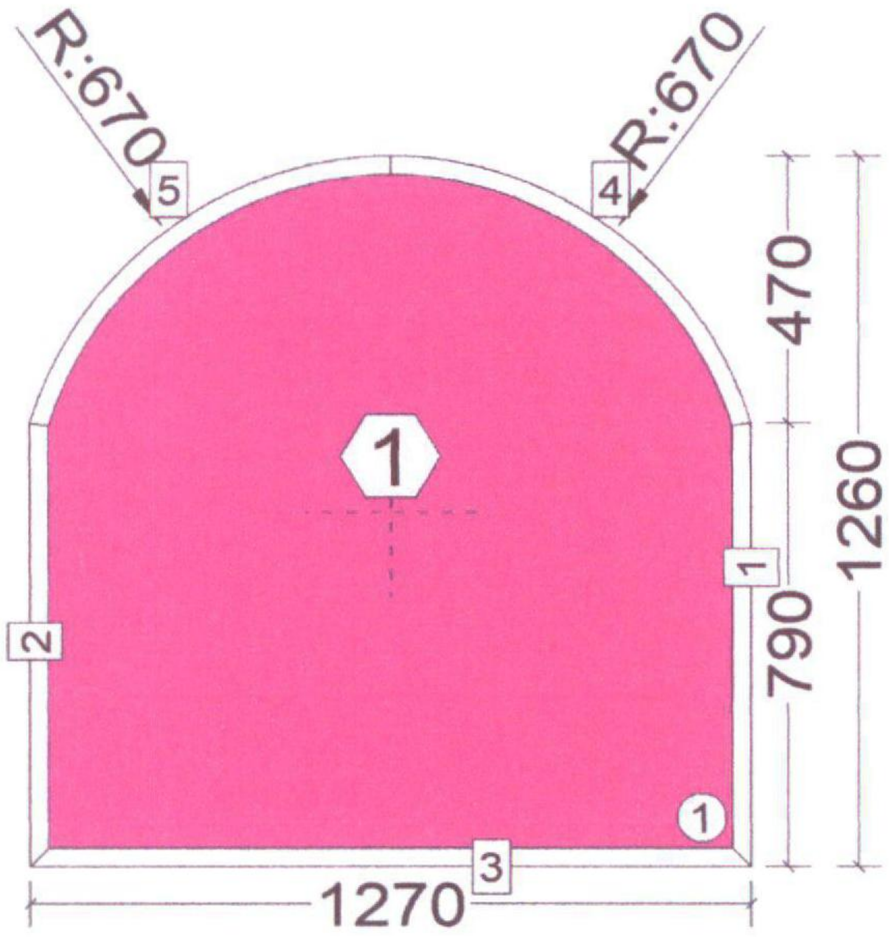


**Position: item 14 & 1 Part A**

Quantity: 2 Pcs.
System: SMA ALUSPACE (BETA) Sliding Door INT218 Standard

Size: 1,270 x 1,260 mm

Corner Connections: Crimp
Drainage: Visible
Colour: HP 9910

Scale: 1: 20 / Exterior View

Weight of Position (w/o Accessories): 33.58 (67.15) kg (29.67 kg Fillings / 3.91 kg Profiles)

Stated quantities refer to one position each.

**Target Times**

| Description | Comment | Quantity | Minutes/Pcs. | Minutes | Total |
|---|---|---|---|---|---|
| **Joints** | | | | **139** | **278** |
| - Corner Connections >45° | | 3 | 35 | 105 | |
| - Corner Connections | | 2 | 17 | 34 | |

**Frame Element**

**Attention:** For connection of curved profiles INT210/INT210 there are no system accessories.

**Profiles**

| Quantity | Number | Description | Length [mm] | Cut | Orientation / Seq.No. |
|---|---|---|---|---|---|
| 1 (2) Pcs. | INT210 | OUTER FRAME FOR ALUSPACE | 790.0 | V - 81.3° | R / 1 |
| 1 (2) Pcs. | INT210 | OUTER FRAME FOR ALUSPACE | 790.0 | 81.3° - V | L / 2 |
| 1 (2) Pcs. | INT210 | OUTER FRAME FOR ALUSPACE | 1,270.0 | V - V | B / 3 |

**Curved Profiles**

| Quantity | Number | Description | Length [mm] | Cut | Orientation / Seq.No. |
|---|---|---|---|---|---|
| 1 (2) Pcs. | INT210 ,Curved | OUTER FRAME FOR ALUSPACE | 844.9 | 81.4° - 89.6° | F / 4 |

This profile is curved. Please consider the profile drawing.
The inner/outer bending radius equals: 637 / 670 mm

**Continuation of position item 14 & 1 Part A**

| Quantity | Number | Description | Length [mm] | Cut | Orientation / Seq.No. |
|---|---|---|---|---|---|
| 1 (2) Pcs. | INT210 ,Curved | OUTER FRAME FOR ALUSPACE | 844.9 | 89.6° - 81.4° | F / 5 |

This profile is curved. Please consider the profile drawing.
The inner/outer bending radius equals: 637 / 670 mm

**Accessories**

| Quantity | Number | Description | Colour |
|---|---|---|---|
| 2 (4) pc | ACET045 | CHEVRON FOR ETC010/20/21 | |
| 2 (4) pc | ACINT210 | CRIMPING CORNER CLEAT INT210 ALUSPACE | |

**1: Fixed Field Inside Glazed**

Weight: 29.7 kg

**Glazing Beads**

| Quantity | Number | Description | Length [mm] | Cut | Orientation / Seq.No |
|---|---|---|---|---|---|
| 1 (2) Pcs. | INT271 | SQUARE BEAD FOR INT210 ALUSPACE | 755.1 | I - 81.1° | R |
| 1 (2) Pcs. | INT271 | SQUARE BEAD FOR INT210 ALUSPACE | 755.1 | 81.1° - I | L |
| 1 (2) Pcs. | INT271 | SQUARE BEAD FOR INT210 ALUSPACE | 1,234.0 | I - I | B |
| 1 (2) Pcs. | INT271 | SQUARE BEAD FOR INT210 ALUSPACE | 819.3 | 81.2° - 89.6° | F |
| 1 (2) Pcs. | INT271 | SQUARE BEAD FOR INT210 ALUSPACE | 819.3 | 89.6° - 81.2° | F |

**Glass**

| Quantity | Width [mm] | Height [mm] | Area [m²] | Description | Number |
|---|---|---|---|---|---|
| 1 (2) Pcs. | 1,229 | 1,219 | 1.50 | 8.8mm Laminated Glass Clear , 8 mm | 1 |
| | Shaped Glass | | | | |

**Gaskets**

| Quantity | Number | Description | Colour |
|---|---|---|---|
| 4.47 (8.94) m | ACET843 | 2MM EXTERNAL GASKET ALI600 200m | |
| 4.47 (8.94) m | ACW20038 | TEARAWAY VERSION ACW20034 200M | |

# Assembly List

Date: 19/02/2025 / 12:10
**Project: D Bendon (Old St Peters Church)**

Mr
Dai Bendon
DB Construction LTD

Person in Charge: Ashlie Vaughan

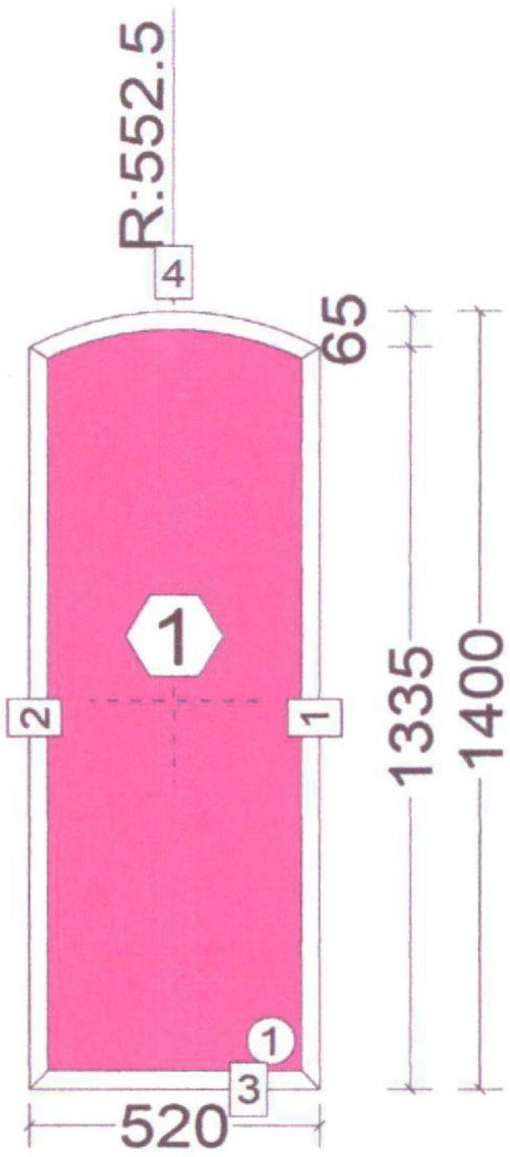


**Position: item extra window**
Quantity: 2 Pcs.
System: SMA ALUSPACE (BETA) Sliding Door INT218 Standard

Size: 520 x 1,400 mm

Corner Connections: Crimp
Drainage: Visible
Colour: HP 9910

Scale: 1: 20 / Exterior View

Weight of Position (w/o Accessories): 13.52 (27.03) kg (10.27 kg Fillings / 3.24 kg Profiles)

Stated quantities refer to one position each.

**Target Times**

| Description | Comment | Quantity | Minutes/Pcs. | Minutes | Total |
|---|---|---|---|---|---|
| **Joints** | | | | **104** | **208** |
| - Corner Connections >45° | | 2 | 35 | 70 | |
| - Corner Connections | | 2 | 17 | 34 | |

**Frame Element**

**Attention:** For connection of curved profiles INT210/INT210 there are no system accessories.

**Profiles**

| Quantity | Number | Description | Length [mm] | Cut | Orientation / Seq.No. |
|---|---|---|---|---|---|
| 1 (2) Pcs. | INT210 | OUTER FRAME FOR ALUSPACE | 1,335.0 | V - 58.8° | R / 1 |
| 1 (2) Pcs. | INT210 | OUTER FRAME FOR ALUSPACE | 1,335.0 | 58.8° - V | L / 2 |

**Continuation of position item extra window**

| Quantity | Number | Description | Length [mm] | Cut | Orientation / Seq.No. |
|---|---|---|---|---|---|
| 1 (2) Pcs. | INT210 | OUTER FRAME FOR ALUSPACE | 520.0 | V - V | B / 3 |

**Curved Profiles**

| Quantity | Number | Description | Length [mm] | Cut | Orientation / Seq.No. |
|---|---|---|---|---|---|
| 1 (2) Pcs. | INT210 ,Curved | OUTER FRAME FOR ALUSPACE | 541.4 | 59.3° - 59.3° | F / 4 |

This profile is curved. Please consider the profile drawing.
The inner/outer bending radius equals: 520 / 553 mm

**Accessories**

| Quantity | Number | Description | Colour |
|---|---|---|---|
| 2 (4) pc | ACET045 | CHEVRON FOR ETC010/20/21 | |
| 2 (4) pc | ACINT210 | CRIMPING CORNER CLEAT INT210 ALUSPACE | |

**1: Fixed Field Inside Glazed**

Weight: 10.3 kg

**Glazing Beads**

| Quantity | Number | Description | Length [mm] | Cut | Orientation / Seq.No |
|---|---|---|---|---|---|
| 1 (2) Pcs. | INT291 | SQUARE BEAD 6MM GLAZING INT210 ALUSPACE | 1,294.6 | I - 58.2° | R |
| 1 (2) Pcs. | INT291 | SQUARE BEAD 6MM GLAZING INT210 ALUSPACE | 1,294.6 | 58.2° - I | L |
| 1 (2) Pcs. | INT291 | SQUARE BEAD 6MM GLAZING INT210 ALUSPACE | 484.0 | I - I | B |
| 1 (2) Pcs. | INT291 | SQUARE BEAD 6MM GLAZING INT210 ALUSPACE | 502.3 | 58.7° - 58.7° | F |

**Glass**

| Quantity | Width [mm] | Height [mm] | Area [m²] | Description | Number |
|---|---|---|---|---|---|
| 1 (2) Pcs. | 479 | 1,359 | 0.65 | 6.4mm Laminated Glass Clear , 6 mm | 1 |
| | Shaped Glass | | | | |

**Gaskets**

| Quantity | Number | Description | Colour |
|---|---|---|---|
| 3.61 (7.21) m | ACET843 | 2MM EXTERNAL GASKET ALI600 200m | |
| 3.61 (7.21) m | ACW20038 | TEARAWAY VERSION ACW20034 200M | |

# Assembly List

Date: 19/02/2025 / 12:10
**Project: D Bendon (Old St Peters Church)**

**Factory Production Control**

| Characteristics | Check | | Remark |
|---|---|---|---|
| | Yes | No | |
| **Profiles / Glazing Beads** | | | |
| Corner connectors<br>T-Connector<br>Sealing<br>Nail Connection<br>Crimp Connection<br>Cut Surface Bonding | | | |
| **Glass** | | | |
| Glazing Bead<br>Glass Support<br>Correct Glazing Side Outside<br>Glazing Bead Cutting<br>Filling Free from Defects | | | |
| Hardware | | | |
| Installation<br>Hardware<br>Locking Distance<br>Function | | | |
| **Gaskets** | | | |
| Gasket<br>Corner Design<br>Joint Bonding | | | |
| **Accessories** | | | |
| End Caps Glued/Screwed<br>Sealing<br>Fixing Distance | | | |
| **Final Check** | | | |
| Visual Defects<br>Function | | | |

Date, Signature