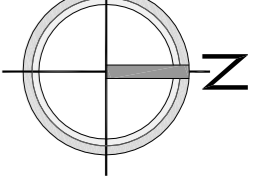







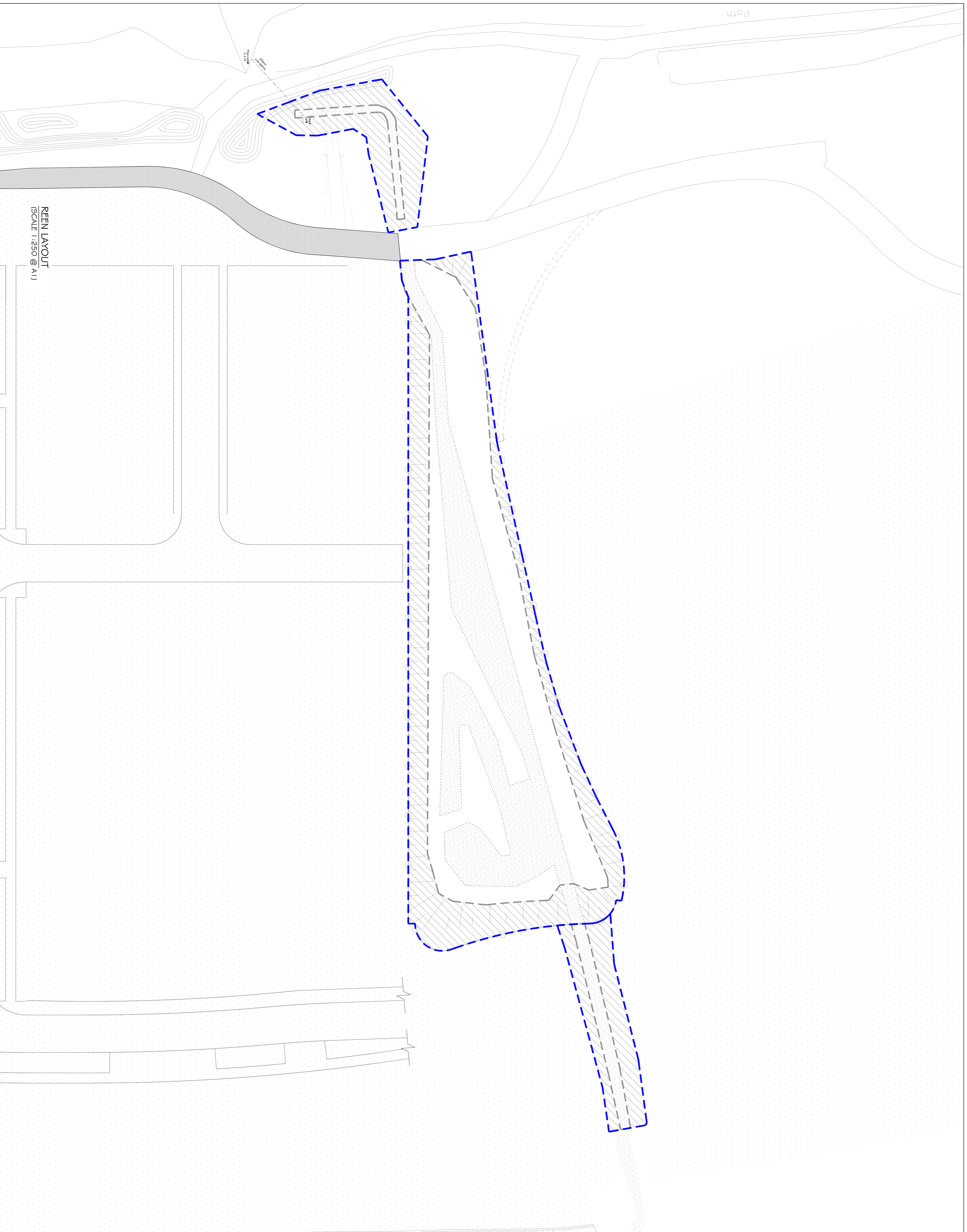
General Notes :

- 1.) Do not scale from this drawing.
- 2.) All dimensions are in millimetres.
- 3.) All levels are in metres relative to datum.
- 4.) All dimensions stated are to be confirmed on site prior to commencement of any works and any discrepancies found are to be reported to Steve Morgan Associates Limited immediately.



LEGEND

-  AREA OF FUTURE PHASE DEVELOPMENT
-  REEN CHANNEL
-  REEN BANK
-  TOP OF REEN BANK
-  REEN BED



REV.	By	Date	Description




Client
Keepmoat

Project Description
PROPOSED HOUSING DEVELOPMENT, HERBERT ROAD NEWPORT

Drawing Title
REEN LAYOUT

Drawn	TDJ	Date	08/03/17
Checked		Date	
Drawing Status	PHASE 1		
Scales	1:250 @ A1		



STEVE MORGAN ASSOCIATES
 CONSULTING ENGINEERS
 9 Glyn Park Road Newport NP23 5PB
 email: engineers@smalimited.co.uk Web: smalimited.co.uk

Project Number **1155090**
 Drawing Number **550**

REEN LAYOUT
 (SCALE 1:250 @ A1)