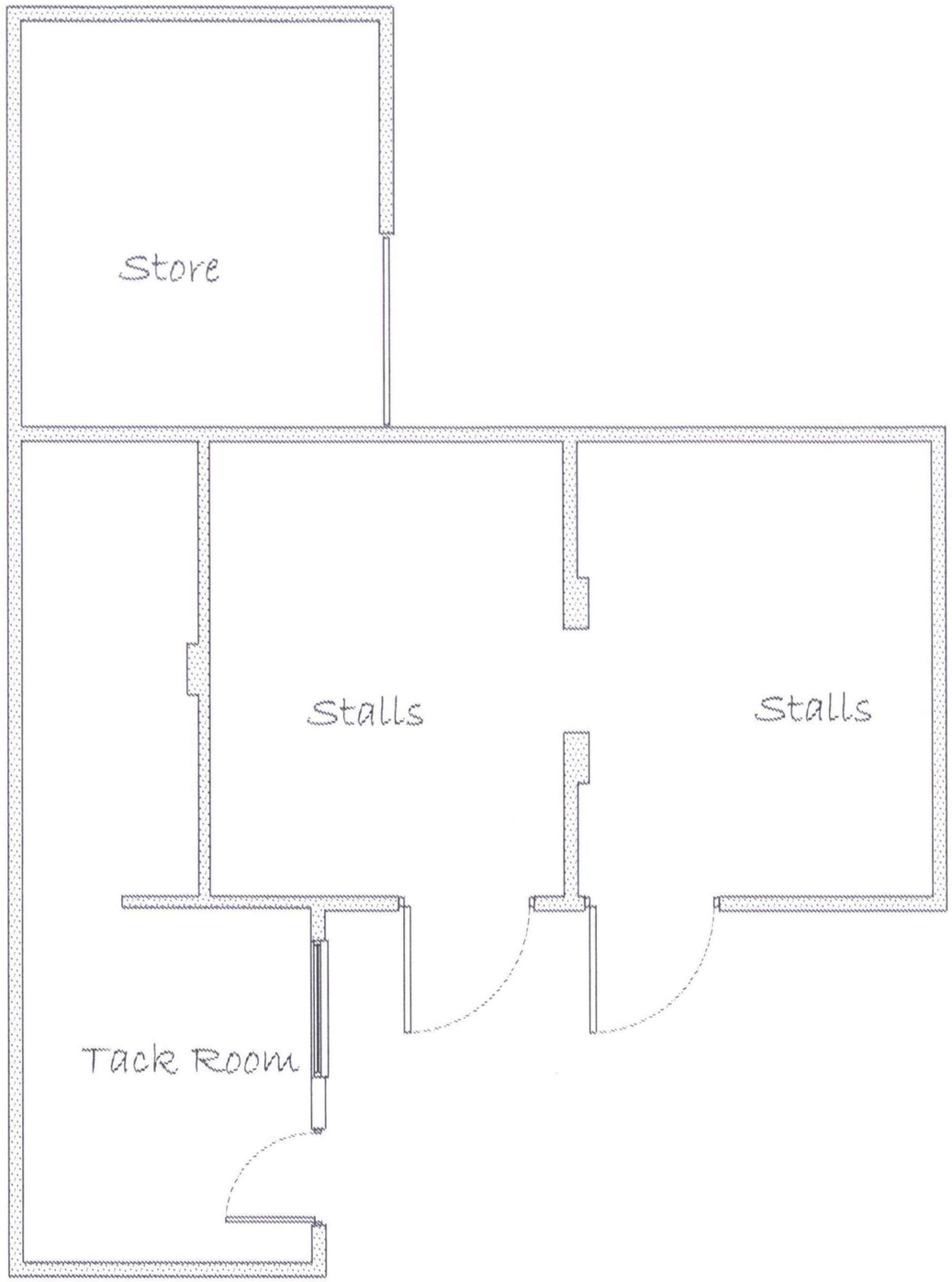

Floor Plan Layout

Existing Elevations

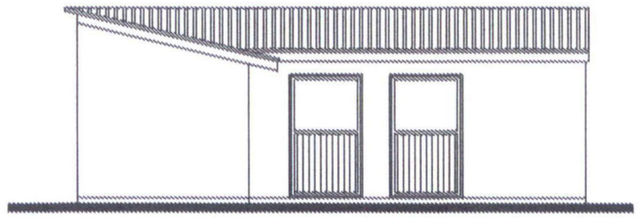

Front Elevation

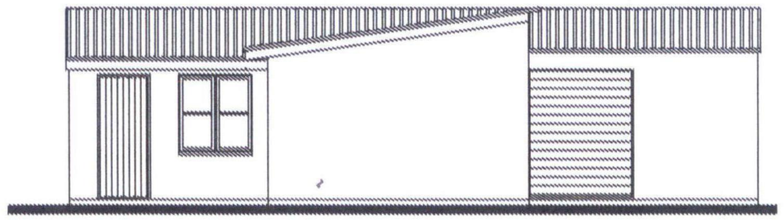

Side Elevation

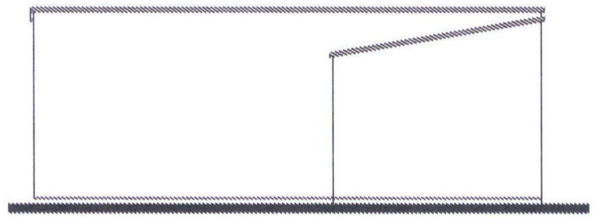

Rear Elevation

Side Elevation

The contractor is to check and verify all building dimensions, levels and sewer invert levels at the connection point prior to starting

The contractor is to comply in all respects with British Standard Specifications, Building Regulations etc whether or not specifically stated on this drawing

This drawing is to be read with and checked against any structural geotechnical or other specialist documentation.
Where existing trees are to be retained they should the subject of a full Arboricultural report
The client is to confirm all legal boundaries prior to site start
The contractor is to provide method statement and risk assessment

PROJECT CONVERSION OF STABLE TO SELF CONTAINED ANNEXE

DRAWING EXISTING ELEVATIONS 1 OF 3

ADDRESS CRAIGWOOD, CASTLETON SULLY

1:50 AND 1:100 @ A3
Drawing Number 001
Date MARCH 2026